



Bond Market Liquidity

MS Sales and Trading (Research reports used are clearly referenced)

December, 2021

Ben Lewis, EMEA Head of Linear Rates Trading

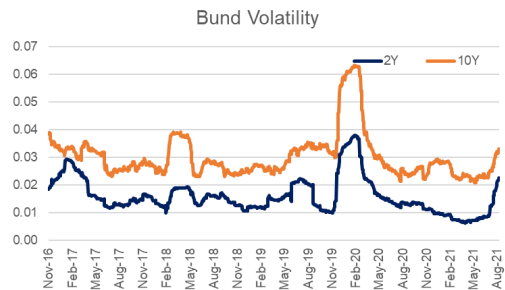
Ben.Lewis@morganstanley.com

THIS IS SALES AND TRADING MATERIAL PREPARED FOR INSTITUTIONAL INVESTORS; it is NOT a research report; tax, legal, financial, or accounting advice; or an official confirm. The views of the author may differ from others at MS (including MS Research). MS may engage in conflicting activities -- including principal trading before or after sending these views -- market making, lending, and the provision of investment banking or other services related to instruments/issuers mentioned. No investment decision should be made in reliance on this material, which is condensed and incomplete; does not include all risk factors or other matters that may be material; does not take into account your investment objectives, financial conditions, or needs; and IS NOT A PERSONAL RECOMMENDATION OR INVESTMENT ADVICE or a basis to consider MS to be a fiduciary or municipal or other type of advisor. It constitutes an invitation to consider entering into derivatives transactions under CFTC Rules 1.71 and 23.605 (where applicable) but is not a binding offer to buy or sell any financial instrument or enter into any transaction. It is based upon sources believed to be reliable (but no representation of accuracy or completeness is made) and is likely to change without notice. Any price levels are indicative only and not intended for use by third parties. Subject to additional terms at <http://www.morganstanley.com/disclosures>.

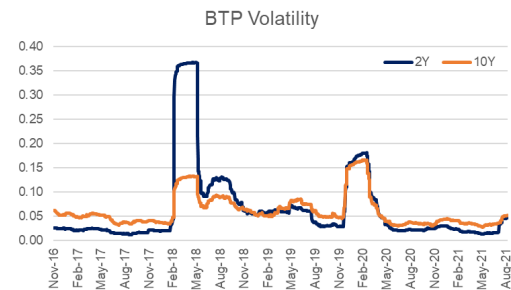
Context and Causes (1)

- **Global Asset Market Volatility has picked up over recent months although rates and FI have been at the centre of the moves**
- **Within FI space though we've seen a differentiation with periphery vol being surprisingly muted vs. core and front end volatility elevated vs. rest of the curve.**

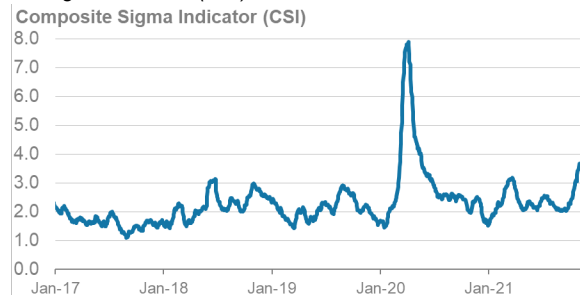
Recently saw an increase in bund volatility ...



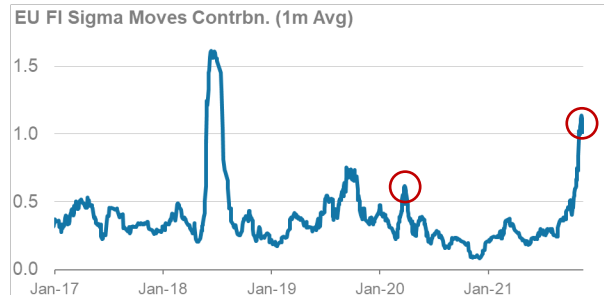
... and BTP volatility



Composite Sigma Indicator (CSI) across ~250 assets increased recently ...



European FI CSI saw a notable uptick



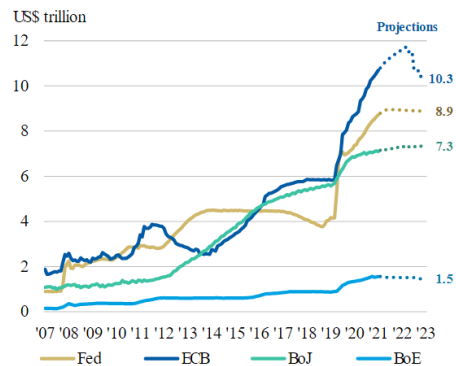
Source: BBG, [A Duck of A Market](#) (MS Research); Volatility calculated as standard deviation of 60d yield daily change

Context and Causes (2)

1. Coordinated CB Liquidity Slowdown
2. Central Bank Communication on Front End Rates
3. Positioning and Leverage

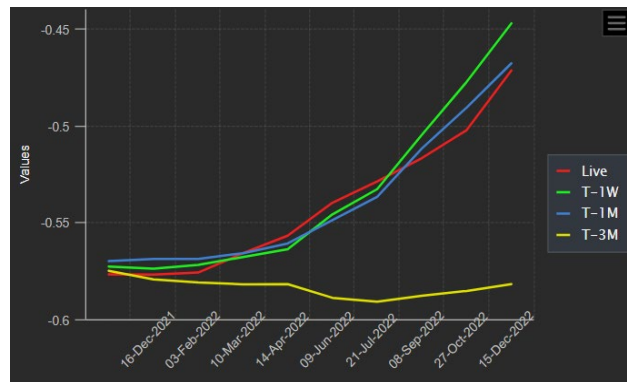
1. Coordinated CB Liquidity Slowdown:

G4 central bank balance sheet sizes & MS forecasts



2. CB Communication:

Euribor market pricing evolution over the past 3 months



3. Positioning:

The desk estimate an average gross leverage of ~4.2x for CTAs in fixed income*

Estimated Interest Rate Leverage in Trend Following CTAs



Note: Across global bond futures contracts, adjusted to TY-equivalents
Source: Morgan Stanley QDS and Futures desks

Source: BBG, [The Journey Toward Tighter Financial Conditions](#) (MS Research), MS Rates Sales & Trading; *Latest CTA data: early November 2021

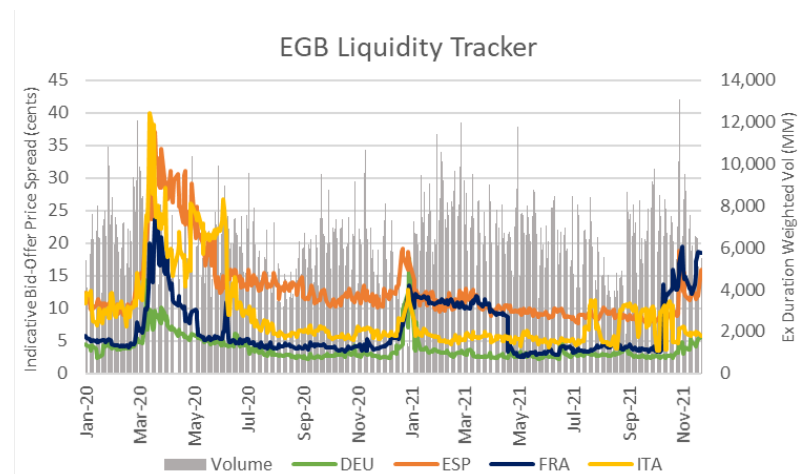
What Did Volatility Mean for Market Liquidity?

- Did high volatility lead to poor liquidity or vice versa?
- Volumes picked up as bid-offer spreads widened especially in France and Spain
- Europe has struggled more than the US to recover liquidity

Futures average available size remained lower vs YTD average ...

Futures	Avg. Available Size as of 19 Nov	Lowest Avg. Available Size Over Past 30 Trading Days (since 07/10)	Date of Lowest Available Size (2021)	19 Nov Available Size vs YTD Avg.
Euro-Schatz (DU)	3,813	2,533	05-Nov	-75%
Euro-Bobl (OE)	911	767	12-Nov	-70%
Euro-Bund (RX)	436	235	28-Oct	-26%
Euro-Buxl (UB)	55	47	11-Nov	-18%
2-Year UST (TU)	4,107	2,410	05-Nov	-96%
5-Year UST (FV)	1,539	1,111	28-Oct	-34%
10-Year UST (TY)	3,284	2,409	03-Nov	-14%
Ultra 10-Year UST (UXY)	469	306	28-Oct	22%
30-Year UST (US)	603	400	03-Nov	19%
Ultra UST (WN)	104	72	03-Nov	5%

... and there are wider bid-offers across the EGB complex

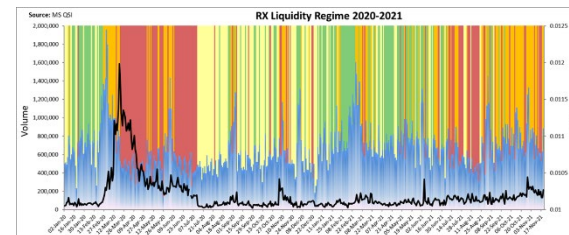
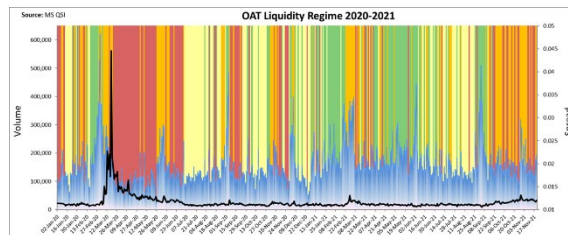
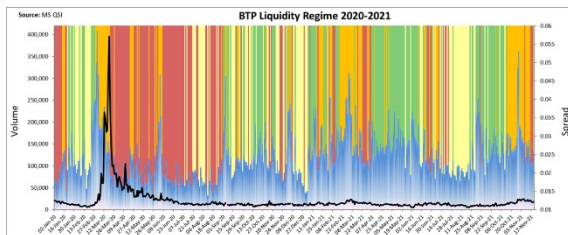


Source: BBG, MS Fixed Income Sales & Trading, Tradeweb; *Data as of 22 Nov 2021; 5 years of history not available

What Did Volatility Mean for Market Liquidity?

The charts show the total daily volume and daily time-weighted average top-of-book spread for each active futures contract. The background colour is the liquidity regime, which shows if volume/cost was above (high) or below (low) the median value over this time range as follows:

- **Green:** High volumes, low costs (good liquidity)
- **Orange:** High volumes, high costs (can indicate elevated volatility)
- **Yellow:** Low volumes, low costs (fairly liquidity but quiet)
- **Red:** Low volumes, high costs (poor liquidity)

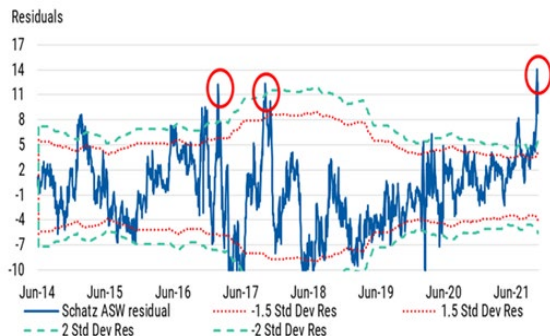


Source: MS QSI, Tradeweb; 5 years of history not available

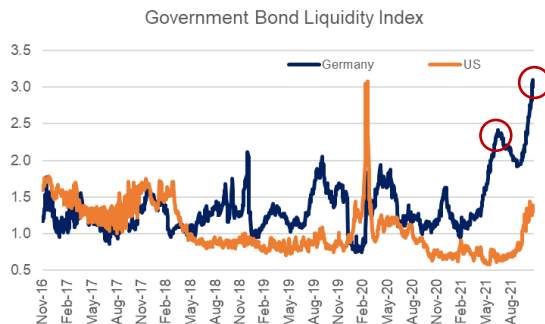
Market Dislocations

- Repo and Funding Market Stress Contributing to the Narrative
- RV is becoming increasingly challenged into YE
- Primary markets are requiring larger concessions within the Corporate Credit Space

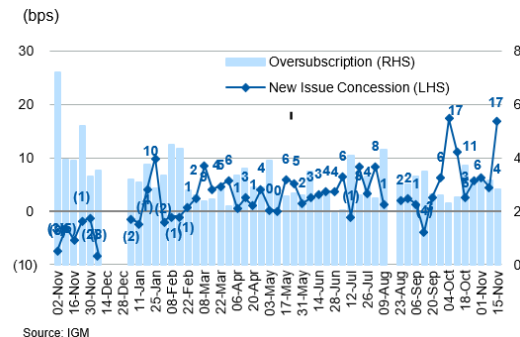
Schatz ASW residuals are now above +2 STD ...



... with liquidity index in Germany being more dislocated vs March 2020



Volatility causes elevated EU IG credit NIP

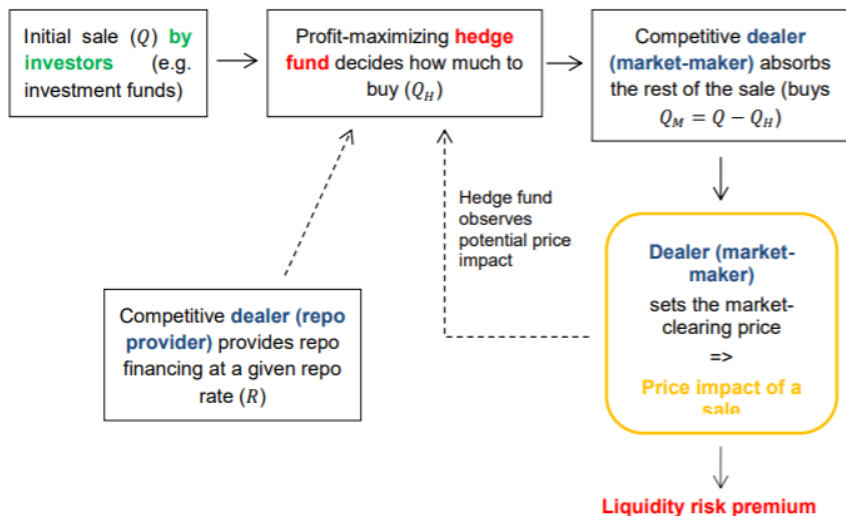


Source: BBG, MS Fixed Income Sales & Trading, IGM, [Back in the High Life Again](#) (MS Research); *5 years of history not available

Points for Discussion

Bond market liquidity: analysis of recent deterioration, role of leveraged investors, dealer intermediation capacity, interaction between volatility and liquidity

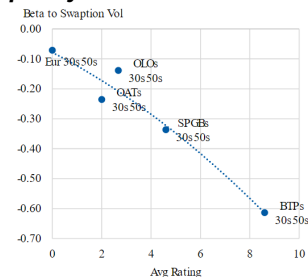
1. Are there structural changes to the market over the past few years?



2. What does this mean for auctions and issuance in 2022 and beyond?

Country	2022					2021				
	(A)	(B)	(A-B)	(C)	A-B-C	(A)	(B)	(A-B)	(C)	A-B-C
	GI	R	NI	QE	Issuance Net of R, QE	GI	R	NI	QE	Issuance Net of R, QE
Germany	243	168	75	78	-3	242	152	90	173	-83
France	280	146	134	80	54	285	123	162	160	3
Italy	310	229	81	67	14	315	210	105	149	-44
Spain	128	63	65	52	13	163	93	70	105	-35
Netherlands	50	31	19	26	-6	55	16	39	49	-11
Austria	35	26	9	13	-4	39	16	23	26	-3
Finland	14	10	4	7	-4	16	6	10	17	-7
Belgium	49	28	21	15	6	39	15	23	31	-8
Ireland	27	12	15	7	8	20	0	20	16	4
Portugal	18	12	6	10	-5	15	11	4	22	-18
Total	1154	724	430	355	74	1189	643	546	749	-203

3. Does withdrawal of Central Bank stimulus mean permanently higher volatility and lower liquidity?



Beta of 30s50s to 2y30y Swaption vol vs Avg. Credit rating

Source: [BoE Staff Working Paper, The Journey Toward Tighter Financial Conditions](#) (MS Research)

Disclaimers

The information in this material was prepared by sales, trading, or other non-research personnel of Morgan Stanley for institutional investors. This is not a research report, and unless otherwise indicated, the views herein (if any) are the author's and may differ from those of our Research Department or others in the Firm. This material is not impartial and is not independent of the interests of our trading and other activities, which may conflict with your interests. We may deal in any of the markets, issuers, or instruments mentioned herein before or after providing this information, as principal, market maker, or liquidity provider and may also seek to advise issuers or other market participants.

Where you provide us with information relating to an order, inquiry, or potential transaction, we may use that information to facilitate execution and in managing our market making and hedging activities.

This material does not provide (and should not be construed to be) investment advice (including, without limitation, as defined under the Employee Benefit Income Security Act of 1974, as amended or similar concepts under applicable law) or offer tax, regulatory, accounting, or legal advice. By submitting this document to you, Morgan Stanley is not your fiduciary, municipal, or any other type of advisor.

This material is general in nature and not based on a consideration of any individual client circumstances and thus should not be considered a recommendation to any recipient or group of recipients. This material is an invitation to consider entering into derivatives transactions under CFTC Rules 1.71 and 23.605 (where applicable) but is not a binding offer to buy or sell any instrument or enter into any transaction.

To receive further information in relation to the past performance of the financial instrument and or underlying (as applicable) and/or the functioning of the financial instrument in different market conditions referred to in any communications produced by Employees of any Morgan Stanley entity based in EMEA, please contact your EMEA Morgan Stanley Sales representative.

Unless otherwise specifically indicated, all information in these materials with respect to any third party entity not affiliated with Morgan Stanley has been provided by, and is the sole responsibility of, such third party and has not been independently verified by Morgan Stanley, our affiliates or any other independent third party. We make no express or implied representation or warranty with respect to the accuracy or completeness of this material, nor will we undertake to provide updated information or notify recipients when information contained herein becomes stale.

Any prices contained herein are indicative only and should not be relied upon for valuation or for any use with third parties.

All financial information is taken from company disclosures and presentations (including 10Q, 10K and 8K filings and other public announcements), unless otherwise noted. Any securities referred to in this material may not have been registered under the U.S. Securities Act of 1933, as amended and, if not, may not be offered or sold absent an exemption therefrom. In relation to any member state of the European Economic Area, a prospectus may not have been published pursuant to Regulation (EU) 2017/1129 and any securities referred to herein may not be offered in circumstances that would require such publication. In relation to the United Kingdom, a prospectus may not have been published pursuant to Regulation (EU) 2017/1129 as it forms part of domestic law by virtue of the European Union (Withdrawal) Act 2018 and any securities referred to herein may not be offered in circumstances that would require such publication. Recipients are required to comply with any legal or contractual restrictions on their purchase, holding, sale, exercise of rights, or performance of obligations under any instrument or otherwise applicable to any transaction. In addition, a secondary market may not exist for certain of the instruments referenced herein.

Disclaimers

The value of and income from investments may vary because of, among other things, changes in interest rates, foreign exchange rates, default rates, prepayment rates, securities, prices of instruments or securities, market indexes, operational, or financial conditions of companies or other factors. There may be time limitations on the exercise of options or other rights in instruments (or related derivatives) transactions. Past performance is not necessarily a guide to future performance. Estimates of future performance are based on assumptions that may

not be realized. Actual events may differ from those assumed, and changes to any assumptions may have a material impact on any projections or estimates. Other events not taken into account may occur and may significantly affect any projections or estimates. Certain assumptions may have been made for modelling purposes only to simplify the presentation or calculation of any projections or estimates, and Morgan Stanley

does not represent that any such assumptions will reflect actual future events or that all assumptions have been considered or stated. Accordingly, there can be no assurance that any hypothetical estimated returns or projections will be realized or that actual returns or performance results will not materially differ. Some of the information contained in this document may be aggregated data of transactions executed by Morgan Stanley that has been compiled so as not to identify the underlying transactions of any particular customer.

This information is not intended to be provided to and may not be used by any person or entity in any jurisdiction where the provision or use thereof would be contrary to applicable laws, rules, or regulations.

This communication is directed to and meant for sophisticated investors, including specifically, institutional investors in the U.S and/or those persons who are eligible counterparties or professional clients in the European Economic Area or United Kingdom. It must not be re-distributed to or relied upon by retail clients.

This information is being disseminated in Hong Kong by Morgan Stanley Asia Limited and is intended for professional investors (as defined in the Securities and Futures Ordinance) and is not directed at the public of Hong Kong. This information is being disseminated in Singapore by Morgan Stanley Asia (Singapore) Pte. (the "SG Regulated Entity") and/or on behalf of certain of its affiliates pursuant to certain arrangements with the SG Regulated Entity. This information has not been registered as a prospectus with the Monetary Authority of Singapore ("MAS"). Accordingly, this information and any other document or material in connection with the offer or sale, or invitation for subscription or purchase, of this capital markets product may not be circulated or distributed, nor may this capital markets product be offered or sold, or be made the subject of an invitation for subscription or purchase, whether directly or indirectly, to persons in Singapore other than (i) to an institutional investor (as defined in Section 4A of the Securities and Futures Act, Chapter 289 of Singapore (the "SFA")) under Section 274 of the SFA or, as the case may be, Section 276(2); (ii) to an accredited investor (as defined in Section 4A of the SFA) in accordance with the conditions specified in Section 275 of the SFA or, as the case may be, Section 276(2); (iii) to a relevant person pursuant to Section 275(1), or any person pursuant to Section 275(1A), or, as the case may be, Section 276(2) and in accordance with the conditions specified in Section 275, of the SFA, where each such person is (1) an expert investor (as defined in Section 4A of the SFA) or (2) not an individual. Any offering of this capital markets product in Singapore would be through the SG Regulated Entity who is an entity regulated by the MAS.

Disclaimers

This information is being disseminated in Japan by Morgan Stanley MUFG Securities Co., Ltd. (For guidance purposes only, Morgan Stanley MUFG Securities Co., Ltd. is a joint venture in Japan between Morgan Stanley and Mitsubishi UFJ Financial Group, Inc. Morgan Stanley and Mitsubishi UFJ Financial Group, Inc. have formed another joint venture in Japan called Mitsubishi UFJ Morgan Stanley Securities Co., Ltd.). Any securities referred to herein may not have been and/or will not be registered under the Financial Instruments and Exchange Act of Japan (Act No. 25 of 1948, as amended, hereinafter referred to as the "FIEA"). Such securities may not be offered, sold, or transferred, directly or indirectly, to or for the benefit of any resident of Japan unless pursuant to an exemption from the registration requirements of and otherwise in compliance with the FIEA and other relevant laws and regulations of Japan. As used in this paragraph, "resident of Japan" means any person resident in Japan, including any corporation or other entity organized or engaged in business under the laws of Japan. If you reside in Japan, please contact Morgan Stanley MUFG Securities Co., Ltd. for further details at +813-6836-5000.

This information is distributed in Australia by Morgan Stanley Australia Limited A.B.N. 67 003 734 576, holder of Australian financial services license No. 233742, and/or Morgan Stanley Australia Securities Limited A.B.N. 55 078 652 276, holder of Australian financial services license No. 233741, who arranges for it to be provided to potential clients. In Australia, this report, and any access to it, is intended only for "wholesale clients" within the meaning of the Australian Corporations Act.

For additional information and important disclosures see <http://www.morganstanley.com/disclosures>. The trademarks and service marks contained herein are the property of their respective owners. Third-party data providers make no warranties or representations of any kind relating to the accuracy, completeness, or timeliness of the data they provide and shall not have liability for any damages of any kind relating to such data.

This material may not be redistributed without the prior written consent of Morgan Stanley.

© 2021 Morgan Stanley

Risk Factors

Investment in any transaction involves a number of risks and there can be no assurances that the full (or any) amount invested will be returned. This section highlights a limited number of those risks, but is not and does not purport to be a complete list of the risks inherent in any such investment. You should read the final offering memorandum and/or final transaction documents (as appropriate) in their entirety, including the description of risk factors/investment considerations contained therein, before making a decision in respect of such transaction.

You must determine the suitability of any transaction in light of your own circumstances. In particular, you should: (a) have sufficient knowledge and experience to make a meaningful evaluation of any transaction, the merits and risks of investing in such transaction and the information contained or incorporated by reference in the final offering memorandum or any applicable supplement or final transaction documents; (b) have access to, and knowledge of, appropriate analytical tools to evaluate, in the context of the particular financial situation, any transaction and the impact such transaction will have on your overall investment portfolio and performance; (c) have sufficient financial resources and liquidity to bear all the risks of any transaction; (d) understand thoroughly the terms of any transaction; and (e) be able to evaluate (either alone or with the help of a financial advisor) possible scenarios for economic, interest rate and other factors that may affect your investment and your ability to bear the applicable risks.

Independent Advice: You should make your own independent decision to enter into any transaction and as to whether any transaction is appropriate or proper for you based on your own judgment and upon advice from such advisors as you deem necessary. You should consult (and continue to consult) with your own legal, regulatory, tax, business, financial, investment, accounting and regulatory capital advisers as well as such other advisers as you deem necessary. Further, in making a decision whether to enter into any transaction, you should not rely on any advice, counsel or representations (whether oral or in writing) of Morgan Stanley (including any of its affiliates). No communication (written or oral) received from these entities will be deemed to be an assurance or guarantee as to the expected results or performance of any transaction. This document is not a recommendation to enter into any transaction or any form of investment advice and should not be relied upon as such. Neither Morgan Stanley nor any of its affiliates or associate companies is acting as a fiduciary for or an advisor to you in respect of any transaction.

Full Service Firm: Morgan Stanley and its affiliates and associated companies (the “Morgan Stanley Group”) is a full service securities firm engaged in securities trading and brokerage activities, as well as providing investment banking and financial advisory services. Notwithstanding the various roles it may have in any transaction, in the ordinary course of its business, the Morgan Stanley Group and its affiliates may, from time to time: (i) be in possession of non-public information that will not be disclosed to you; and (ii) may at any time hold long or short positions in, and may trade or otherwise effect transactions in, for its own account or the account of customers, debt or equity securities or instruments involved in, referenced in or related to any transaction. The Morgan Stanley Group shall not be liable for any such conflicts of interest and shall not be liable to account for any profit derived therein

Legal, tax, accounting, regulatory and other considerations: Special legal, tax, accounting and regulatory considerations may apply to certain types of entities. Prior to making a decision to enter into any transaction, you should consult with your legal, tax, accounting and regulatory advisors. The Morgan Stanley Group does not give legal, tax, accounting or regulatory advice.

Risk Factors

These risk factors are not exhaustive. Prior to making an investment decision, prospective investors must review the final offering documents, including the index description.

Strategy: The Index is a quantitative, rules-based index and may not yield future positive performance. Past performance (actual or simulated) of the strategy is no indication of future performance. The Index is only rebalanced periodically and accordingly the positions will not be adjusted between rebalance dates to take account of changes in market indications or economic conditions. Morgan Stanley is not acting as a manager in respect of the index, nor is it acting as fiduciary for, or advisor to, any potential investor.

Index Performance Risk: The level of an index can go down as well as up. Any investment linked to an index may not necessarily yield the same returns as a direct investment in the index constituents.

Market Risk: The index represents a collective valuation represented by a number of underlying assets. Prospective investors should be experienced with respect to transactions in investments with a value derived from underlying assets. The value of any underlying asset may vary over time and may increase or decrease by reference to a variety of factors.

Leverage Risk: The index may be leveraged. The leveraged nature of the index will magnify the impact of adverse performance of the constituents of the index.

Retrospective Calculation of Index: The index has been retrospectively calculated by the Calculation Agent on a hypothetical basis. The index has only been calculated on a live basis since the live date. The retrospective calculation of the index is purely hypothetical and may not be an accurate or meaningful comparison.

Calculations and Determinations by the Calculation Agent: The Calculation Agent's calculations, determinations and application of methodology to calculate the index shall be binding on all parties in the absence of manifest error. The Calculation Agent does not accept any liability for loss or damage of any kind arising from the use of such information in any such calculation or determination. The Index Sponsor may supplement, amend (in whole or in part), revise or withdraw the rules governing the calculation of the index at any time without prior notice. Such actions may adversely affect the level of the index and may not be notified to investors.

Conflicts of Interest: Morgan Stanley may engage in transactions involving the index or its constituents for its proprietary accounts and/or for accounts of its clients, and/or may act as market-maker in such instruments. Such activities may have a positive or negative effect on the value of the index. Morgan Stanley may also enter into, or unwind, hedging transactions in respect of the index or the index constituents which may or may not affect the value of the index.