

EUROPEAN CENTRAL BANK
WORKING PAPER SERIES




WORKING PAPER NO. 23 I

**PRICE STABILITY AND
MONETARY POLICY EFFECTIVENESS
WHEN NOMINAL INTEREST
RATES ARE BOUNDED AT ZERO**

**BY GÜNTER COENEN,
ATHANASIOS ORPHANIDES
AND VOLKER WIELAND**

May 2003

EUROPEAN CENTRAL BANK
WORKING PAPER SERIES



WORKING PAPER NO. 231
**PRICE STABILITY AND
MONETARY POLICY EFFECTIVENESS
WHEN NOMINAL INTEREST
RATES ARE BOUNDED AT ZERO¹**

**BY GÜNTER COENEN²,
ATHANASIOS ORPHANIDES³
AND VOLKER WIELAND⁴**

May 2003

¹ We have benefited from presentations of earlier drafts at meetings of the Econometric Society, the European Economic Association, the Society of Economic Dynamics, the System Committee Meeting on Macroeconomics, the NBER, and seminars at the University of Michigan, Rutgers University, University of Frankfurt, University of Cologne, University of St. Gallen, the European Central Bank and the Canadian Department of Finance. We would also like to thank Todd Clark, Bill English, Andrew Haldane, David Lindsey, Yvan Lengwiler, Brian Madigan, Allan Meltzer, Richard Porter, John Williams and Alex Wolman for useful comments. The opinions expressed here are those of the authors and do not necessarily reflect views of the European Central Bank or the Federal Reserve Board. This paper can be downloaded without charge from <http://www.ecb.int> or from the Social Science Research Network electronic library at: http://ssrn.com/abstract_id=xxxxxx

² European Central Bank, Directorate General Research, Kaiserstrasse 29, D-60311 Frankfurt am Main, Germany, tel +49 69 1344-7887, e-mail: gunter.coenen@ecb.int

³ Board of Governors of the Federal Reserve System, Division of Monetary Affairs, Washington, D.C. 20551, tel: (202) 452-2654, e-mail: Athanasios.Orphanides@frb.gov

⁴ Goethe University of Frankfurt and CEPR, Professor für Geldtheorie und -politik, Johann-Wolfgang-Goethe Universität, Mertonstrasse 17, D-60325 Frankfurt am Main, Germany, tel.: +49 69 798-25288, e-mail: wieland@wiwi.uni-frankfurt.de, homepage: <http://www.volkerwieland.com>.

© European Central Bank, 2003

Address	Kaiserstrasse 29 D-60311 Frankfurt am Main Germany
Postal address	Postfach 16 03 19 D-60066 Frankfurt am Main Germany
Telephone	+49 69 1344 0
Internet	http://www.ecb.int
Fax	+49 69 1344 6000
Telex	411 144 ecb d

All rights reserved by the author/s.

Reproduction for educational and non-commercial purposes is permitted provided that the source is acknowledged.

The views expressed in this paper do not necessarily reflect those of the European Central Bank.

ISSN 1561-0810 (print)

ISSN 1725-2806 (online)

Contents

Abstract	4
Non-technical summary	5
1 Introduction	6
2 Monetary policy, money demand and the zero bound	9
3 An empirical model of the U.S. economy	11
4 The quantitative importance of the zero bound	16
5 Conclusion	21
References	24
Appendix: Estimation results and simulation techniques	27
European Central Bank working paper series	32

Abstract

This paper employs stochastic simulations of a small structural rational expectations model to investigate the consequences of the zero bound on nominal interest rates. We find that if the economy is subject to stochastic shocks similar in magnitude to those experienced in the U.S. over the 1980s and 1990s, the consequences of the zero bound are negligible for target inflation rates as low as 2 percent. However, the effects of the constraint are non-linear with respect to the inflation target and produce a quantitatively significant deterioration of the performance of the economy with targets between 0 and 1 percent. The variability of output increases significantly and that of inflation also rises somewhat. Also, we show that the asymmetry of the policy ineffectiveness induced by the zero bound generates a non-vertical long-run Phillips curve. Output falls increasingly short of potential with lower inflation targets.

JEL Classification System: E31, E52, E58, E61

Keywords: Inflation targeting, price stability, monetary policy rules, liquidity trap.

Non-technical summary

In this paper, we estimate a small rational expectations macroeconomic model of the U.S. economy in which monetary policy has temporary real effects due to sluggish adjustment in wages and prices. We then compare the stochastic properties of the model economy in the presence of the zero bound on nominal interest rates when monetary policy is set according to an interest rate rule estimated over the 1980s and 1990s, but with alternative long-run inflation targets. Our model is linear in other respects so that, when the target rate of inflation is sufficiently high, the stochastic properties of our model are comparable to those of similar linear models that ignore the zero bound. As a consequence, comparing the stochastic properties of output and inflation corresponding to alternative inflation targets permits the evaluation of the effect of the zero bound.

We find that if the model economy is subject to stochastic shocks similar in magnitude to those experienced in the U.S. over the 1980s and 1990s, the consequences of the zero bound constraint are negligible for target inflation rates as low as 2 percent. However, the effects of the constraint are non-linear with respect to the inflation target and become increasingly important for determining the effectiveness of policy with inflation targets between 0 and 1 percent. We find that economic performance deteriorates significantly with such low inflation targets. The variability of output increases noticeably, while the variability of inflation also rises somewhat. Moreover, in our model the asymmetry of policy ineffectiveness induced by the zero bound generates a non-vertical long-run Phillips curve. Output falls increasingly short of potential, on average, as the inflation target, and therefore the average rate of inflation, becomes smaller. At zero average inflation, the output loss is in the order of 0.1 percent of potential output.

1 Introduction

There is fairly widespread consensus among macroeconomists that the primary long-term objective of monetary policy ought to be a stable currency. Studies evaluating the costs of inflation have long established the desirability of avoiding not only high but even moderate inflation.¹ However, there is still a serious debate on whether the optimal average rate of inflation is low and positive, zero, or even moderately negative.² An important issue in this debate concerns the reduced ability to conduct effective countercyclical monetary policy when inflation is low. As pointed out by Summers (1991), if the economy is faced with a recession when inflation is zero, the monetary authority is constrained in its ability to engineer a negative short-term real interest rate to damp the output loss. This constraint reflects the fact that the nominal short-term interest rate cannot be lowered below zero—the zero interest rate bound.³

This constraint would be of no relevance in the steady state of a non-stochastic model economy. In an equilibrium with zero inflation, the short-term nominal interest rate would always equal the equilibrium real rate. Stabilization of the economy in a stochastic environment, however, presupposes monetary control which leads to fluctuations in the short-run nominal interest rate. Under these circumstances, the non-negativity constraint on nominal interest rates may occasionally be binding and so may influence the performance of the economy. This bound is more likely to be reached, the lower the average rate of inflation and

¹Fischer and Modigliani (1978), Fischer (1981), and more recently Driffill et al. (1990) and Fischer (1994), provide a detailed accounting of the costs of inflation. An early analysis of the costs of both inflation and deflation is due to Keynes (1923).

²The important contributions by Tobin (1965) and Friedman (1969) provided arguments in favor of inflation and deflation, respectively. But theoretical arguments alone cannot provide a resolution. The survey of the monetary growth literature by Orphanides and Solow (1990) suggests that equally plausible assumptions yield conflicting conclusions regarding the optimal rate of inflation. Similarly, recent empirical investigations suggest a lack of consensus. Cross-country studies confirm the cost of high average inflation on growth but find no robust evidence at low levels of inflation. (See Sarel, 1996, and Clark, 1997.) Judson and Orphanides (1999) find that the volatility rather than the level of inflation may be detrimental to growth at low levels of inflation. Feldstein (1997) identifies substantial benefits from zero inflation due to inefficiencies in the tax code. Akerlof, Dickens and Perry (1996), however, estimate large costs due to downward wage rigidities.

³The argument has its roots in Hicks's (1937) interpretation of the Keynesian liquidity trap. Hicks (1967) identified the question regarding "the effectiveness of monetary policy in engineering recovery from a slump" as the key short-run concern arising from the trap (p. 57).

the greater the variability of the nominal interest rate. In this context, “inflation greases the wheels of monetary policy,” as Fischer (1996) points out (p. 19). The experience of the Japanese economy that has been at the zero bound over the past several years and the uncomfortable resemblance of this experience to the U.S. economy during the 1930s serve as evidence that the zero bound presents a challenge of significant practical importance.

The purpose of this paper is to conduct a systematic empirical evaluation of the zero bound constraint in a stochastic environment and assess the quantitative importance of this constraint for the performance of alternative monetary policy rules. Recent quantitative evaluations of policy rules suggest that rules that are very effective in stabilizing output and inflation do indeed entail substantial variability in the short-term nominal interest rate. (See Taylor, 1999.) Most often, however, the simulated models are linear and neutral to the average rate of inflation and abstract from the zero bound. Alternative policy rules are then evaluated based on their performance in terms of the variability of output and inflation they induce in such models. This approach to policy evaluation is appropriate with a high average rate of inflation when the non-negativity constraint on nominal interest rates would be unlikely to bind. However, since policy is not only concerned with stabilizing output and inflation but also with maintaining a low average inflation rate, evaluation of the impact of the zero bound on economic performance is important. To the extent that both inflation and deflation hamper economic performance and are otherwise equally undesirable, the zero bound constraint effectively renders the risks of deviating from an inflation rate of zero asymmetric. As Chairman Greenspan noted recently, “... deflation can be detrimental for reasons that go beyond those that are also associated with inflation. Nominal interest rates are bounded at zero, hence deflation raises the possibility of potentially significant increases in real interest rates.” (From *Problems of Price Measurement*, remarks at the Annual Meeting of the American Economic Association and the American Finance Association, Chicago, Illinois, Jan 3, 1998.)

Efforts to evaluate the quantitative importance of the zero bound have been hampered by the nonlinearity it introduces a nonlinearity in otherwise linear models. In the context

of policy rule evaluations, Rotemberg and Woodford (1997, 1999) indirectly address the constraint by penalizing policies resulting in exceedingly variable nominal interest rates. They show that such constrained optimal policies significantly differ from the optimal rules that ignore the constraint. A first assessment of the effect of the zero bound that explicitly introduces this nonlinearity in a small linear model is provided by Fuhrer and Madigan (1997). Their results, based on a set of deterministic simulations, suggest that the reduced policy effectiveness at low inflation rates may have a modest effect on output in recessions.

In this paper we estimate a small rational expectations macroeconomic model of the U.S. economy in which monetary policy has temporary real effects due to sluggish adjustment in wages and prices. We then compare the stochastic properties of the economy in the presence of the zero bound on nominal interest rates when monetary policy is set according to an interest rate rule estimated over the 1980s and 1990s but with alternative long-run inflation targets. We find that if the economy is subject to stochastic shocks similar in magnitude to those experienced in the U.S. over the 1980s and 1990s, the consequences of the zero bound constraint are negligible for target inflation rates as low as 2 percent. However, the effects of the constraint are non-linear with respect to the inflation target and become increasingly important for determining the effectiveness of policy with inflation targets between 0 and 1 percent. We find that economic performance deteriorates significantly with such low inflation targets. The variability of output increases noticeably, while the variability of inflation also rises somewhat. The stationary distribution of output is distorted with recessions becoming somewhat more frequent and longer lasting. Moreover, in our model the asymmetry of policy ineffectiveness induced by the zero bound generates a non-vertical long-run Phillips curve. Output falls increasingly short of potential, on average, as the inflation target, and therefore the average rate of inflation, becomes smaller. At zero average inflation, the output loss is in the order of 0.1 percent of potential output.

The remainder of this paper is organized as follows. Section 2 discusses interest rate rules and the role of money in the presence of the zero bound on nominal interest rates. Our estimated model of the U.S. economy is presented in section 3. Section 4 assesses

the quantitative importance of the zero bound for stabilization policy based on stochastic simulation results. Section 5 concludes.

2 Monetary policy, money demand and the zero bound

Under normal circumstances, that is when the short-term nominal interest rate is not constrained at zero, monetary policy can be broadly characterized in terms of a Taylor-style interest rate rule. We have estimated a generalized form of such a policy rule for the United States over the 1980:Q1 to 1999:Q4 period, a period over which the zero bound has not constrained policy in any way (standard errors in parentheses):

$$i_t = - .0015 + .733 i_{t-1} + .581 \pi_t^{(4)} + 1.038 y_t - .852 y_{t-1} + \epsilon_{i,t}. \quad (1)$$

(.0028)
(.062)
(.107)
(.239)
(.223)

Here, i_t is the short-term interest rate, $\pi_t^{(4)}$ reflects the rate of change of the chain-weighted GDP deflator over four quarters ending in quarter t and y_t the output gap, based on the Congressional Budget Office (2002) estimate of potential output.

The estimated slope parameters in this policy rule capture the pattern of stabilization policy during the 1980s and 1990s. The estimated intercept (virtually zero) reflects the central bank's implicit inflation target, π^* , and equilibrium real interest rate, r^* , over this period. In particular, the policy rule may be rewritten as:

$$i_t = (1 - .733)(r^* + \pi^*) + .733 i_{t-1} + .581 (\pi_t^{(4)} - \pi^*) + 1.038 y_t - .852 y_{t-1} + \epsilon_{i,t} \quad (1')$$

with the implicit relationship, $0 = (1 - .733)(r^* + \pi^*) - .581\pi^*$, connecting these concepts. For example, the estimation suggests an implicit inflation target of 1.7 percent over this period, assuming a value of 2 percent for r^* .

In this description of policy, the money supply is hidden in the background. As long as the short-term interest rate is not constrained by the zero bound, the central bank can be viewed as providing liquidity as needed to achieve the desired interest rate prescribed by the interest rate rule (1). The appropriate quantity of the monetary base required for this can be determined from the relevant money demand equation. The details of that specification

are not important for modeling policy if the monetary transmission channel can be described in terms of interest rates, as is usually the case in macroeconometric models used for policy analysis. To illustrate this point define the inverse of the GDP velocity of the monetary base (the Marshallian K), $K_t = M_t/P_tQ_t$, where M_t is the monetary base, Q_t is real GDP and P_t the GDP deflator, and consider the simple money demand relation (for the log of K_t , k_t):

$$i_t - i^* = -\kappa(k_t - k^*) + \epsilon_{k,t}.$$

Here $i^* = r^* + \pi^*$ and k^* denote the corresponding equilibrium levels that would obtain if the economy were to settle down to the policymaker's inflation target π^* , and $\epsilon_{k,t}$ summarizes other short-term influences to the demand for money.

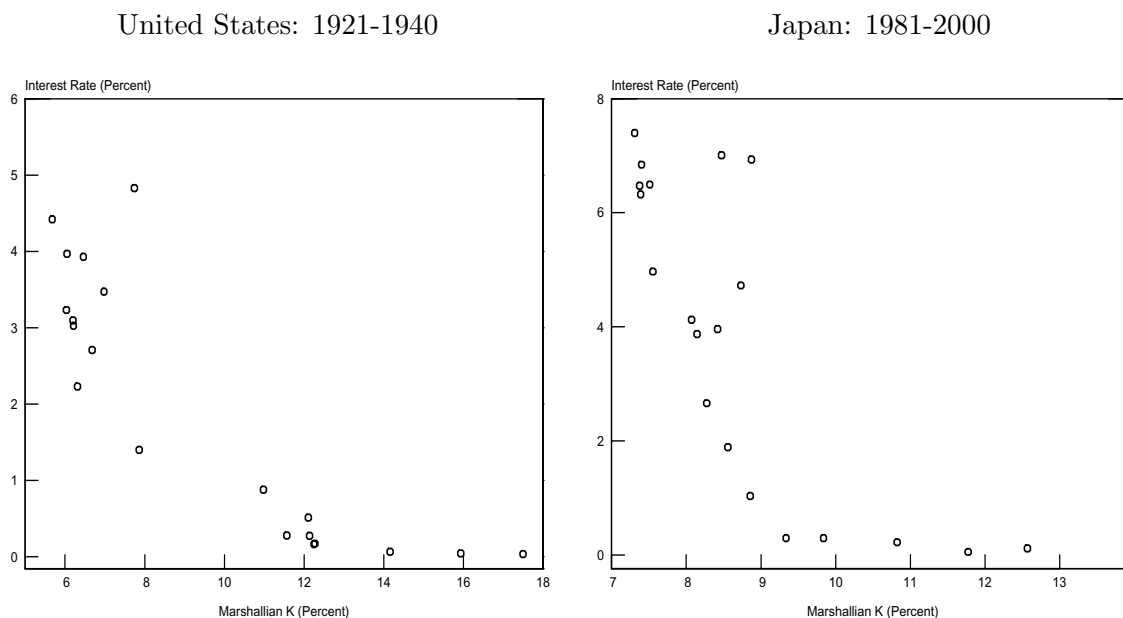
Although this equation may usefully summarize the relation between money and interest rates when the short rate is above zero, once the zero bound is reached further injections of liquidity are no longer reflected in the short-term interest rate. Simply, market participants need not accept negative interest rates as currency can always serve as an alternative asset with a zero rate. A complete description of interest rates ought to reflect the zero bound constraint:

$$i_t = [i^* - \kappa(k_t - k^*) + \epsilon_{k,t}]_+, \quad (2)$$

where the function $[\cdot]_+$ imposes the bound. **Figure 1** illustrates the resulting non-linearity in the relationship between the monetary base and the short-term interest rate by drawing on the historical experience of the United States in the 1930s and in Japan in the 1990s. The figure shows annual data for the three-month interest rate and the Marshallian K of the monetary base for each country. As can be seen, the usual downward relationship between the Marshallian K and the short-term interest rate evident under normal circumstances (in each case this reflects the early years of the sample) was distorted at the zero bound.

Similarly, characterizations of monetary policy with the interest rate rule (1) or (1') must account for the zero bound in stochastic policy evaluation experiments. In particular, in an economy that is otherwise neutral to the policymaker's choice of a long-run inflation

Figure 1: Monetary Base and the Zero Interest Rate Bound



target, π^* , that choice influences the interest-rate easing buffer available for countercyclical policy $i^* = r^* + \pi^*$ and is therefore a determining factor of the extent to which the zero bound influences stabilization performance. Examining the performance of the economy for alternative values of π^* when policy follows a rule such as (1'), with an imposed zero bound, provides a benchmark for assessing the quantitative implications of the zero bound for stabilization policy. In what follows, we perform this exercise with a model designed to describe the U.S. economy over the 1980s and 1990s.

3 An empirical model of the U.S. economy

The small open economy model that we use as a laboratory for assessing the effectiveness of monetary policy when the nominal interest rate is constrained at zero incorporates forward-looking behavior by economic agents in labor markets, financial markets and goods

markets.⁴ Expectations of endogenous variables are formed rationally and fully reflect the choice of monetary policy rule. Monetary policy, however, still has temporary real effects due to the presence of staggered wage contracts which induce nominal rigidity. The policy instrument (the nominal short-term interest rate) is set according to the estimated rule (1') presented in the preceding section. Due to the presence of nominal rigidity, monetary policy affects the real interest rate and the real exchange rate, which in turn affect the various components of aggregate demand. Deviations of aggregate demand from potential output then have consequences for wage and price setting.

The model equations are summarized in **Table 1**. First, the long-term nominal rate, l_t , is related to expected future short-term rates via the term structure relationship in equation (3).⁵ Then, the long-term real interest rate, r_t , is determined according to the Fisher equation (4), where p_t refers to the price level. The real exchange rate, s_t , depends on the differential between domestic and foreign real interest rates consistent with uncovered interest rate parity (5). The tilde ' \sim ' refers to foreign variables.

Aggregate demand is broken down into its major components: aggregate consumption, fixed investment, inventory investment, total (federal, state and local) government purchases and net exports, as indicated by equation (6). We scale each demand component by the level of potential output as estimated by the Congressional Budget Office (2002), and denote the result with lower-case letters. Normalized consumption, c_t , is modeled as a function of its own lagged value, permanent income and the expected long-term real interest rate in equation (7). The lagged dependent variable can be rationalized as reflecting habit persistence. Permanent income, \bar{y}_t , is modeled as the annuity value of expected income in the current and next eight periods. Fixed investment, f_t , depends on three lags of itself,

⁴Earlier versions of this model were used in Orphanides, Small, Wieland and Wilcox (1997) as well as Levin, Wieland and Williams (1999, 2003). The model specification is broadly similar to Taylor (1993).

⁵Rather than estimating the term structure explicitly, we rely on the accumulated forecasts of the short rate over the following 8 quarters which, under the expectations hypothesis, will coincide with the long rate forecast for this horizon. In defining the long rate in terms of the expectations hypothesis we deliberately avoid the added complexities that would be associated with modeling term and risk premia. Since our specification is invariant to the presence of a constant premium, we set it equal to zero for expositional simplicity.

Table 1: Model Equations

Interest and Exchange Rates

Long-Term Nominal Rate $l_t = E_t \left[\frac{1}{8} \sum_{j=1}^8 i_{t+j-1} \right]$ (3)

Long-Term Real Rate $r_t = l_t - 4 E_t \left[\frac{1}{8} (p_{t+8} - p_t) \right]$ (4)

Real Exchange Rate $s_t = E_t [s_{t+1}] + 0.25 (i_t - 4 E_t [p_{t+1} - p_t]) - 0.25 (\tilde{i}_t - 4 E_t [\tilde{p}_{t+1} - \tilde{p}_t])$ (5)

Aggregate Demand Components

Aggregate Demand $y_t = c_t + f_t + n_t + e_t + g_t - 1$ (6)

Consumption $c_t = \alpha_1 c_{t-1} + \alpha_2 \bar{y}_t + \alpha_3 r_t + \epsilon_{c,t}$, (7)
 where $\bar{y}_t = \frac{(1-.9)}{1-(.9)^8} \sum_{i=0}^8 (.9)^i y_{t+i}$

Fixed Investment $f_t = \sum_{i=1}^2 \beta_i f_{t-i} + \beta_3 \bar{y}_t + \beta_4 r_t + \epsilon_{f,t}$ (8)

Inventory Investment $n_t = \sum_{i=1}^3 \gamma_i n_{t-i} + \sum_{i=1}^3 \gamma_{3+i} y_{t-i-1} + \epsilon_{n,t}$ (9)

Net Exports $e_t = \delta_1 e_{t-1} + \delta_2 y_t + \delta_3 y_t^* + \delta_4 s_t + \epsilon_{e,t}$ (10)

Government Spending $g_t = \rho g_{t-1} + \epsilon_{g,t}$ (11)

Prices and Wages

Price Level $p_t = \sum_{i=0}^3 \omega_i x_{t-i}$, (12)
 where $\omega_i \geq 0$, $\omega_i \geq \omega_{i+1}$ and $\sum_{i=0}^3 \omega_i = 1$

Contract Wage $x_t = E_t \left[\sum_{i=0}^3 \omega_i v_{t+i} + \chi \sum_{i=0}^3 \omega_i y_{t+i} \right] + \epsilon_{x,t}$, (13)
 where $v_t = \sum_{i=0}^3 \omega_i (x_{t-i} - p_{t-i})$

Notes: l : long-term nominal interest rate; i : short-term nominal interest rate; r : ex-ante long-term real interest rate; p : aggregate price level; s : real exchange rate; y : output gap; c : consumption; \bar{y} : permanent income; f : fixed investment; n : inventory investment; e : net exports; g : government spending; x : nominal contract wage; v : real contract wage index; ϵ : random white-noise shocks; the tilde ‘ \sim ’ indicates foreign variables.

permanent income as a measure of expected future sales, and the real interest rate (equation (8)), while inventory investment, n_t , instead is (nearly) of the accelerator type (equation (9)). Net exports, e_t , depend on the level of income at home and abroad, and on the (trade-weighted) real exchange rate (equation (10)). Finally, government spending, g_t , follows a simple autoregressive process with a near-unit root (equation (11)). (Random white-noise shocks are denoted by $\epsilon_{.,t}$).

As to the short-run supply-side of the model we follow Fuhrer and Moore (1995a,b) rather than Taylor (1980) in modeling staggered wages and prices. Fuhrer and Moore assume that workers and firms set the real wage in the first period of each new contract with an eye toward the real wage agreed upon in contracts signed in the recent past and expected to be signed in the near future.⁶ As they show, models specified in this manner exhibit a greater (and hence more realistic) degree of inflation persistence than do models in which workers and firms care about relative wages in nominal terms. Equation (12) indicates that the price level is related to the weighted average of wages on contracts that are currently in effect assuming a constant markup. Equation (13) specifies that the real wage under contracts signed in the current period, $x_t - p_t$, is set in reference to a centered moving average of initial-period real wages established under contracts signed as many as three quarters earlier as well as contracts to be signed as many as three quarters ahead. Furthermore, the negotiated real wage is assumed to depend also on expected excess-demand conditions. The maximum contract length is four quarters.

In the deterministic steady state of this model output is at potential and the sectoral allocation of GDP is constant for a given combination of equilibrium real interest and exchange rates. The steady-state value of inflation is determined exclusively by the inflation target and the policy rule, because the wage-price block does not impose any restriction on the steady-state inflation rate.

Model estimation. The model allows for inflation and output persistence. While the

⁶By contrast, Taylor assumed that workers and firms set the *nominal* wage in the first period of each new contract with an eye toward the *nominal* wage settlements of recently signed and soon-to-be signed contracts.

presence of these lags is not explicitly derived from optimizing behavior of representative agents they are consistent with the presence of habit persistence in consumption, adjustment costs in investment and overlapping wage contracts. The advantage of such a model is that it can fit empirical inflation and output dynamics for the U.S. economy up to a set of white-noise structural shocks.⁷ The demand side equations are estimated on an equation-by-equation basis using instrumental variables. As to the supply side, we follow Fuhrer and Moore (1995a,b) and use price data in estimation. We estimate the parameters of the wage-price block by simulation-based indirect inference methods so as to fit the empirical output and inflation dynamics as summarized by an atheoretical VAR model.⁸ The individual equations fit the data well. In addition we have evaluated the overall fit of the complete model. The series of historical structural shocks computed under model-consistent expectations show no remaining serial correlation. Furthermore, the degree of inflation and output persistence implied by the model fits the observed degree of persistence as summarized by an unconstrained VAR model. Individual parameter estimates and evidence regarding the empirical fit of the model are presented in the appendix.

Global stability and fiscal policy. The zero bound constraint is the only effective nonlinearity in the model. However, when it is introduced, the global stability of our otherwise linear system is no longer ensured. Once shocks to aggregate demand or supply push the economy into a sufficiently deep deflation, a zero-interest-rate policy may not be able to return the economy to the original equilibrium. With a series of shocks large enough to sustain deflationary expectations and to keep the real interest rate above its equilibrium level, aggregate demand is suppressed further sending the economy into a deflationary spiral. This points to a limitation inherent in linear models such as this which rely on the real

⁷An alternative approach following Rotemberg and Woodford (1997) is to estimate a model with optimizing agents and achieving empirical fit by introducing ad-hoc serially correlated shocks as criticized by Estrella and Fuhrer (2000). In both cases, the degree of output and inflation persistence is important for the analysis of monetary policy.

⁸For a more detailed discussion of this estimation methodology see Coenen and Wieland (2000). We investigated both Taylor's (1980) as well as Fuhrer and Moore's (1995) specification. Our findings confirmed the earlier results of Fuhrer and Moore, who showed that under the assumption of rational expectations and perfect credibility of monetary policy Taylor's specification does not induce sufficient inflation persistence to match U.S. data.

interest rate as the sole channel for monetary policy and also brings into focus the extreme limiting argument regarding the ineffectiveness of monetary policy in a liquidity trap.

To ensure global stability in the presence of the zero-bound constraint, we introduce a second nonlinearity. We specify a fiscal policy that, if deflation becomes so severe that the zero bound restricts the real interest rate at a level high enough to induce a growing aggregate demand imbalance, boosts aggregate demand to rescue the economy from falling into a deflationary spiral.⁹

4 The quantitative importance of the zero bound

To evaluate whether the zero bound on nominal interest rates would be of quantitative significance in practice, it is necessary to assess how frequently monetary policy would be expected to be constrained if the economy were subjected to stochastic shocks with properties similar to those we anticipate to obtain in practice. To this end, we employ stochastic simulations of our model economy. As a baseline, we assume the economy is subject to shocks drawn from a joint normal distribution with the covariance of the shocks we estimated for the 1980s and 1990s.¹⁰ With these simulations we construct the stationary distribution of interest rates, inflation and output and investigate the extent to which their statistical properties are altered when the policymaker adopts alternative values of the inflation target, π^* , in the estimated policy rule (1'). In particular, we examine the influence of the inflation target on the means and variances of inflation and output, which would be central for welfare analysis based on a quadratic loss function. The equilibrium real interest rate r^* will be maintained at 2 percent.

Undoubtedly, our estimates of the importance of the zero bound also depend on the

⁹The extent of fiscal impetus is related to the deviation of the actual federal funds rate, i_t , (which cannot be negative), from the notional rate, i_t^* , that would be prescribed by the estimated interest rate rule in the absence of the zero bound. The fiscal impetus comes into play with a half-year delay and responds only to a moving average of negative deviations of the prescribed interest rate from zero. To ensure fiscal consolidation in the long-run, we also restrain government expenditure in a symmetric fashion whenever the economy experiences very favorable economic conditions, that is, in a situation when output is so far above potential that the interest rate rule prescribes a rate of more than twice the steady-state value.

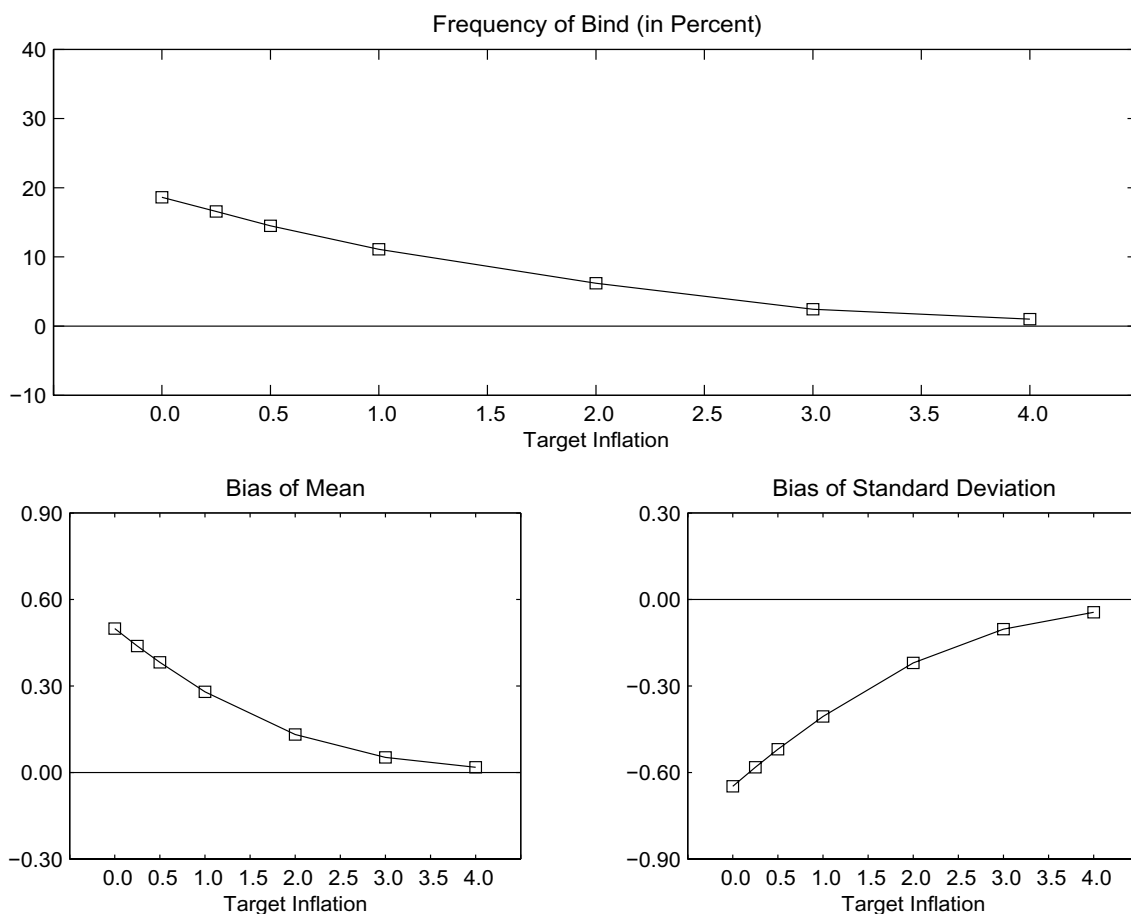
¹⁰The derivation of historical shocks and the solution methodology are discussed in the appendix.

assumption for the equilibrium real interest rate. Nevertheless, it is straightforward to assess the effect of alternative values of r^* . The zero bound regards the nominal interest rate which in deterministic steady state equals the sum of r^* and π^* . Thus, changes in one parameter can be offset by changes in the other. For example, our results for π^* equal to 1 percent with our baseline assumption of r^* equal to 2 percent also describe the outcome in an economy with r^* equal to 1 percent and π^* equal to 2 percent.

Figure 2 shows the impact of the inflation target on the distribution of the nominal interest rate. The top panel shows the frequency with which the zero bound constrains monetary policy, that is the frequency with which the monetary authority would have set the nominal rate below zero if that were feasible in that period. As can be seen, the zero bound does not represent a quantitatively important factor at inflation targets at or above two percent. The constraint becomes binding with about one-tenth frequency only for targets close to or below one percent. However, this frequency increases to 20 percent as the inflation target drops towards zero.

The bottom panels of **Figure 2** describe the resulting distortion of the stationary distributions of the nominal interest rate. The bottom left panel shows the distortion in the average level of the nominal interest rate. This is computed as the mean of the stationary distribution of the short nominal interest rate, i_t , minus $r^* + \pi^*$, which corresponds to the mean nominal rate in the absence of the constraint. This property is indeed confirmed in the figure with the constraint in place when the inflation target is large enough for the bind to occur very infrequently. With inflation targets near zero, however, the asymmetric nature of the constraint on policy introduces a significant bias. Since the constraint provides a lower bound on the nominal interest rate, it effectively forces policy to be tighter than it would be in the absence of the constraint under some circumstances. Since no comparable upper bound is in place, policy is tighter on average. This bias increases with the frequency with which the constraint binds. As can be seen from the figure, a policymaker following the estimated rule with a zero inflation target would set the nominal interest rate about 50 basis points higher, on average, than if the zero-bound constraint were not in place.

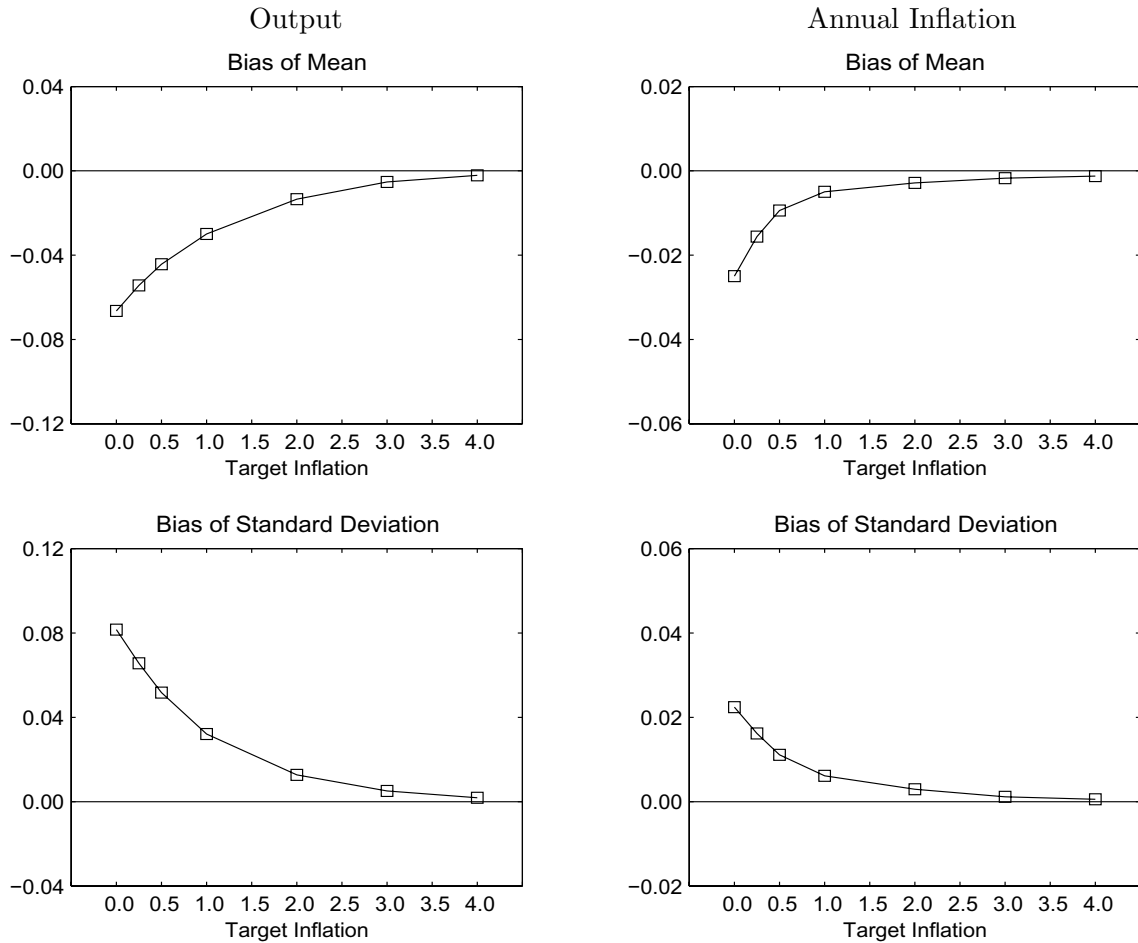
Figure 2: Distortion of Stationary Distribution of Nominal Interest Rate



Furthermore, since this constraint restricts the variability of interest rates, the standard deviation of the interest rate falls somewhat as the inflation target drops to zero as shown in the bottom-right panel of **Figure 2**.

The distortions of the distribution of nominal interest rates translate into distortions of the stationary distributions of output and inflation. Compared to the unconstrained case, in which the distributions would be normal, the left tails of the output and inflation distributions will be noticeably thicker. When either output or inflation fall considerably below their means, policy without the constraint would engineer an easing in order to return

Figure 3: Distortion of Stationary Distributions of Output and Annual Inflation



output to potential and inflation to its target level. With the constraint binding, this is no longer feasible and consequently reflation of the economy occurs at a slower pace. Summary information regarding the distortion of the distributions of output and inflation with the inflation target is shown in **Figure 3**. The top panel shows the resulting bias in the means of output and inflation and the bottom panel the corresponding changes in the standard deviations. As shown in the upper-right panel, a small downward bias in average inflation (relative to the target) appears as a result of the zero bound. Such a bias is not materially significant, however, since a small adjustment to the inflation target in the policy rule could

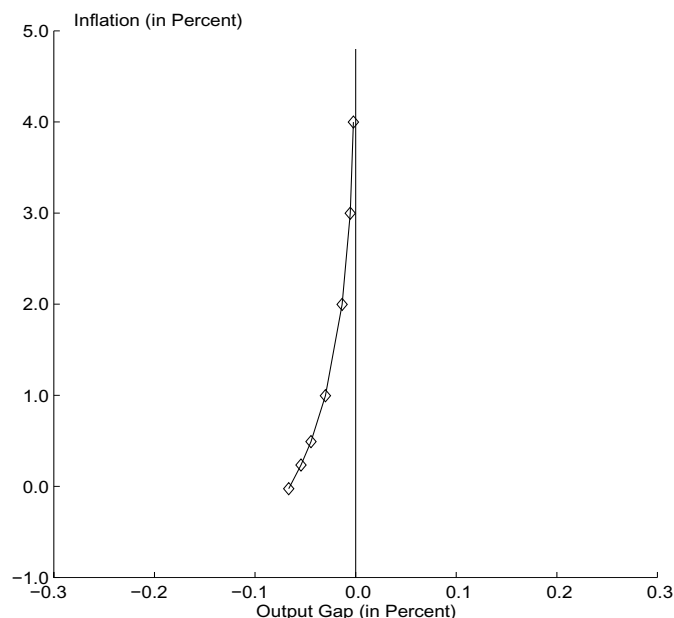
yield any desired average level of inflation. A more significant bias materializes with respect to the output gap. As the inflation target drops to zero, output fails to reach potential, on average, resulting in a negative average output gap. For a zero inflation target the average output loss is a little below one tenth of a percent. As the bottom panels of the figure suggest, the variability of output and inflation also increases at near zero inflation targets.

The presence of the zero-bound constraint in our model clearly invalidates the long-run superneutrality that obtains in a linear version of the model. The relationship between the average level of output and the average level of inflation that is due to the zero bound implies the existence of a long-run Phillips curve. This is shown in **Figure 4** which plots the upward sloping relationship between average inflation and average output.¹¹ To note, the slope of the long run Phillips curve generated by the zero-bound constraint is only noticeable at average inflation rates below two percent and is fairly small. More important, perhaps, is the non-linearity in the schedule suggesting a greater loss at the margin for additional reductions in the inflation target as the inflation target and average inflation fall towards zero.

The source of this non-neutrality can be directly traced to the interaction between the policy rule and the forward-looking nature of expectations in our model. As is well known, in models with rational expectations such as ours, the sacrifice ratio—the ratio of the cumulative output gap loss (gain) required for a given reduction (rise) in the inflation rate—is a function of the policy responsiveness to inflation and output. With a linear policy reaction function, as is the case when the inflation target is sufficiently high for the zero bound to be irrelevant, output losses when inflation is above the steady state and falls towards it exactly offset output gains when inflation is below the steady state and rising towards it. The responsiveness of policy to inflation and output is the same in both cases. Symmetry prevails and on average the output gap is zero. This is not the case when the zero bound becomes important. When the constraint is binding, the responsiveness of policy to

¹¹Employing Okun's law to translate negative output gaps to positive unemployment gaps would generate a downward sloping long-run Phillips curve in the more traditional inflation-unemployment space.

Figure 4: Implicit Long-Run Phillips Curve



marginal changes in inflation is nil—the interest rate is constrained at zero. When the constraint is not binding, the usual responsiveness of policy is restored. But the former is more likely when inflation is below its target than above its target so symmetry fails and a bias in the average output gap appears. It is worth noting that if expectations were of a backward-looking, adaptive nature, the long-run Phillips curve would be vertical as in that case the sacrifice ratio would be invariant to the policy responsiveness altogether. Of course, introducing additional non-linearities in policy might offset this bias but it would also move the policy away from its original unrestricted linear specification and distort the higher moments of the stationary distributions of inflation and output.

5 Conclusion

Our analysis for the United States indicates that if the economy is subject to stochastic shocks similar in magnitude to those experienced over the 1980s and 1990s, the consequences of the zero bound are negligible for target inflation rates as low as 2 percent. However, the

effects of the constraint become increasingly important for determining the effectiveness of policy with inflation targets between 0 and 1 percent. Although these results are suggestive, it is important to recognize that some uncertainty remains regarding the magnitude of the distortions introduced by the zero bound when targeting zero inflation. For example, since our model was estimated for the 1980s and 1990s, a relatively calm period for the U.S. economy, the variances of demand and supply shocks may be smaller than in earlier periods. Larger disturbances will render the zero bound more important. Similarly, the assumption that policymakers observe the data and the relevant model parameters without error may lead us to underestimate the impact of the zero bound. Recognition of data uncertainty (see for example Orphanides (2001)) or parameter uncertainty (see for example Wieland (1998)) would raise the importance of the zero bound as a constraint on monetary policy in practice. However, our estimate would be reduced to the extent that channels of monetary policy transmission other than the interest or exchange rate channel would remain effective important when the zero bound renders the interest rate channel ineffectual. Similarly, policy outcomes might be improved if a non-linear policy rule for the interest rate or for the exchange rate designed to explicitly reduce the distortions resulting from the zero bound were followed.

In summary, our results point to a fundamental difficulty associated with the evaluation of stabilization policies with a price stability objective based on simple linear models. The presence of the zero bound constraint invalidates the underlying superneutrality properties of otherwise linear models. At low rates of inflation, the zero bound distorts the stochastic properties of the economy and induces a tradeoff between the average level of inflation and the variability of inflation and output. As a result, the optimal average rate of inflation cannot be investigated independently of the variability of output and inflation. Since our results suggest that deflation potentially engenders greater dangers than inflation, it may be optimal to pursue a price stability objective that allows for a small but positive bias in the average rate of inflation. The optimal size of such a bias, however, remains an open question. Furthermore, the optimal policy rule in the presence of the zero bound on

nominal interest rates is likely to be nonlinear and asymmetric in a low or zero inflation environment. Characterizing the optimal rule represents an important issue for future research.

References

- Akerlof, George, William Dickens and George Perry (1996), "The Macroeconomics of Low Inflation," *Brookings Papers on Economic Activity*, 1, 1-76.
- Anderson, Gary S. (1987), "A Procedure for Differentiating Perfect-Foresight-Model Reduced-Form Coefficients," *Journal of Economic Dynamics and Control*, 11, 465-81.
- Anderson, Gary S. and George R. Moore (1985), "A Linear Algebraic Procedure For Solving Linear Perfect Foresight Models," *Economics Letters*, 17, 247-52.
- Blanchard, Olivier and Charles Kahn (1980), "The solution of linear difference models under rational expectations," *Econometrica*, 48(5), 1305-1311.
- Boucekkine, Raouf (1995), "An Alternative Methodology for Solving Nonlinear Forward-Looking Models," *Journal of Economic Dynamics and Control*, 19(4), 771-734.
- Clark, Todd (1997). "Cross-Country Evidence on Long-Run Growth and Inflation," *Economic Inquiry*, 35(1), January, 70-81.
- Coenen, Günter (2000), "Asymptotic confidence bands for the estimated autocovariance and autocorrelation functions of vector autoregressive models" European Central Bank, Working Paper No. 9.
- Coenen, Günter and Volker Wieland (2000), "A small estimated euro area model with rational expectations and nominal rigidities," ECB Working Paper, No. 30.
- Congressional Budget Office (2002), *The Economic and Budget Outlook*, United States Government Printing Office.
- Driffill, John, Grayham Mizon, and Alistair Ulph (1990), "Costs of Inflation," in *Handbook of Monetary Economics*, Benjamin M. Friedman, and Frank H. Hahn eds., Amsterdam: North Holland.
- Estrella, Arturo and Jeffrey Fuhrer, (2002) "Dynamic Inconsistencies: Counterfactual Implications of a Class of Rational Expectations Model," *American Economic Review*.
- Fair, Ray, and John B. Taylor(1983), "Solution and Maximum Likelihood Estimation of Dynamic Nonlinear Rational Expectations Models" *Econometrica* 51, 1169-85.
- Feldstein, Martin (1997), "The Costs and Benefits of Going from Low Inflation to Price Stability," in *Reducing Inflation: Motivation and Strategy* Christina D. Romer and David H. Romer, eds., Chicago: University of Chicago.
- Fischer, Stanley, (1981), "Towards an Understanding of the Costs of Inflation: II" in *The Costs and Consequences of Inflation*, Carnegie-Rochester Conference Series on Public Policy, Vol. 15.
- Fischer, Stanley (1994), "Modern Central Banking," in *The Future of Central Banking*, The Tercentenary Symposium of the Bank of England, Cambridge: Cambridge University.
- Fischer, Stanley (1996), "Why Are Central Banks Pursuing Long-Run Price Stability?," in *Achieving Price Stability*, Federal Reserve Bank of Kansas City.
- Fischer, Stanley and Franco Modigliani (1978), "Towards an Understanding of the Real Effects of Inflation," *Weltwirtschaftliches Archiv*, 114, 810-832.

- Fuhrer, Jeffrey and Brian Madigan (1997), "Monetary Policy when Interest Rates are Bounded at Zero," *Review of Economics and Statistics*, November.
- Fuhrer, Jeffrey C. and George R. Moore (1995a) "Inflation Persistence" *Quarterly Journal of Economics* 110(1), February, 127-59.
- Fuhrer, Jeffrey C. and George R. Moore (1995b) "Monetary Policy Trade-offs and the Correlation between Nominal Interest Rates and Real Output," *American Economic Review*, 85(1), 219-39.
- Friedman, Milton (1969), *The Optimum Quantity of Money and Other Essays*, Chicago: University of Chicago.
- Hicks, John (1937), "Mr. Keynes and the 'Classics'," *Econometrica*, 5(2), April.
- Hicks, John (1967), *Classical Essays in Monetary Theory*, London: Oxford University.
- Juillard, Michel (1994), "DYNARE - A Program for the Resolution of Non-linear Models with Forward-looking Variables," Release 1.1, mimeo, CEPREMAP.
- Laffargue, Jean-Pierre (1990) "Résolution d'un modèle macroéconomique avec anticipations rationnelles," *Annales d'Economie et de Statistique* 17, 97-119.
- Judson, Ruth, and Athanasios Orphanides (1999), "Inflation, Volatility and Growth," *International Finance*, 2(1), 117-138, April.
- Keynes, John M. (1923), "Social Consequences of Changes in the Value of Money," in *Essays in Persuasion*, London: MacMillan, 1931.
- Levin Andrew, Volker Wieland and John Williams (1999), "Robustness of Simple Policy Rules Under Model Uncertainty," in Taylor, John B. (ed.), *Monetary Policy Rules*, NBER and Chicago Press.
- Levin Andrew, Volker Wieland and John Williams (2003), "The Performance of Forecast-Based Monetary Policy Rules Under Model Uncertainty," forthcoming, *American Economic Review*.
- Orphanides, Athanasios, and Robert M. Solow (1990), "Money, Inflation, and Growth," in *Handbook of Monetary Economics*, Benjamin M. Friedman, and Frank H. Hahn eds. Amsterdam: North Holland.
- Orphanides, Athanasios (2001), "Monetary Policy Rules Based on Real-Time Data," *American Economic Review*, September.
- Orphanides, Athanasios, David Small, David Wilcox, and Volker Wieland (1997), "A Quantitative Exploration of the Opportunistic Approach to Disinflation," Finance and Economics Discussion Series, 97-36, Board of Governors of the Federal Reserve System, June.
- Rotemberg, Julio and Michael Woodford (1999), "Interest-rate rules in an estimated sticky-price model." in J.B. Taylor, ed., *Monetary Policy Rules*, NBER and Chicago Press.
- Rotemberg, Julio and Michael Woodford (1997), "An Optimization-Based Econometric Framework for the Evolution of Monetary Policy." NBER Macroeconomics Annual, 12, 297-346.

- Sarel, Michael (1996), "Nonlinear Effects of Inflation on Economic Growth," *IMF Staff Papers*, 43(1), 199-215.
- Summers, Lawrence (1991), "How Should Long-Term Monetary Policy Be Determined," *Journal of Money, Credit and Banking*, 23(3), 625-31, August, Part 2.
- Taylor, John B. (1980), "Aggregate Dynamics and Staggered Contracts," *Journal of Political Economy*, 88(1), 1-23.
- Taylor, John B. (1993), *Macroeconomic Policy in the World Economy: From Econometric Design to Practical Operation*, New York: W.W. Norton.
- Taylor, John B. (1999), ed., *Monetary Policy Rules*, Chicago: University of Chicago.
- Tobin, James (1965), "Money and Economic Growth," *Econometrica*, 33, 334-361.
- Wieland, Volker (1998), "Monetary Policy under Uncertainty about the Natural Unemployment Rate," Finance and Economics Discussion Series, 98-22, Board of Governors of the Federal Reserve System.

Appendix: Estimation results and simulation techniques

The parameter estimates of our model are summarized in **Table A-1**.

Table A-1: Parameter Estimates

Consumption ^(a)	α_1	α_2	α_3			
	0.642 (0.045)	0.304 (0.038)	-0.062 (0.015)			
Fixed Investment ^(a)	β_1	β_2	β_3	β_4		
	1.383 (0.049)	-0.408 (0.053)	0.030 (0.015)	-0.019 (0.014)		
Inventory Investment ^(a)	γ_1	γ_2	γ_3	γ_4	γ_5	γ_6
	0.350 (0.058)	0.072 (0.041)	0.129 (0.078)	0.315 (0.050)	-0.084 (0.073)	-0.188 (0.035)
Net Exports ^(a)	δ_1	δ_2	δ_3	δ_4		
	0.907 (0.040)	-0.027 (0.019)	0.056 (0.011)	-0.006 (0.002)		
Government Spending ^(a)	ρ					
	0.956 (0.024)					
Fuhrer-Moore Contracts ^(b)	ω_0	ω_1	ω_2	ω_3	χ	
	0.451 (0.054)	0.302 (0.016)	0.1237	0.1237	0.003 (0.0015)	

Notes: ^(a) Instrumental variables estimates. Standard errors in parentheses. Sample period: 1980:Q1 to 1999:Q4. ^(b) Simulation-based indirect estimates using a VAR(3) model of quarterly inflation and the output gap as auxiliary model. Standard errors in parentheses. Sample period: 1965:Q1 to 2001:Q4 extending Fuhrer and Moore (1995).

In preparation for the stochastic simulations, we first computed the structural shocks of the model based on U.S. data from 1980 to 1999.¹² Since the non-negativity constraint for nominal interest rates was never binding during this period and our model is otherwise linear, we obtained the structural shocks by solving the model analytically for the reduced form using the AIM implementation (Anderson and Moore, 1985, and Anderson, 1997) of the Blanchard and Kahn (1980) method for solving linear rational expectations models. The structural shocks also provide a good indication of the historical fit of our model. **Figure A-1** shows the correlogram of historical structural shocks, which overall reveals no significant serial correlation.

A further indication of the good empirical fit of our model is obtained from a comparison of the implied autocorrelation functions of inflation and output with the empirical autocorrelation functions implied by an unconstrained bivariate VAR.¹³ The comparison of autocorrelation functions of inflation and output in the U.S. economy is reported in **Figure A-2**. The solid lines refer to the autocorrelation functions implied by the model. The thin dotted lines in each panel correspond to the asymptotic 95% confidence bands associated with the autocorrelation functions of the bivariate unconstrained VAR(3) model used in the estimation of the staggered contracts specifications.¹⁴

Based on the covariance matrix of structural historical shocks, we generated 100 sets of artificial normally-distributed shocks with 100 quarters of shocks in each set from which the first 20 twenty quarters of shocks were discarded in order to guarantee that the effect of the initial values die out. We then used the sets of retained shocks to conduct stochastic simulations under alternative inflation targets, while imposing the non-negativity constraint on nominal interest rates.¹⁵

We simulate the model using an efficient algorithm implemented in TROLL and based on work by Boucekkine (1995), Juillard (1994) and Laffargue (1990). It is related to the Fair-Taylor (1983) extended path algorithm. A limitation of the algorithm is that the model-consistent expectations of market participants are computed under the counterfactual

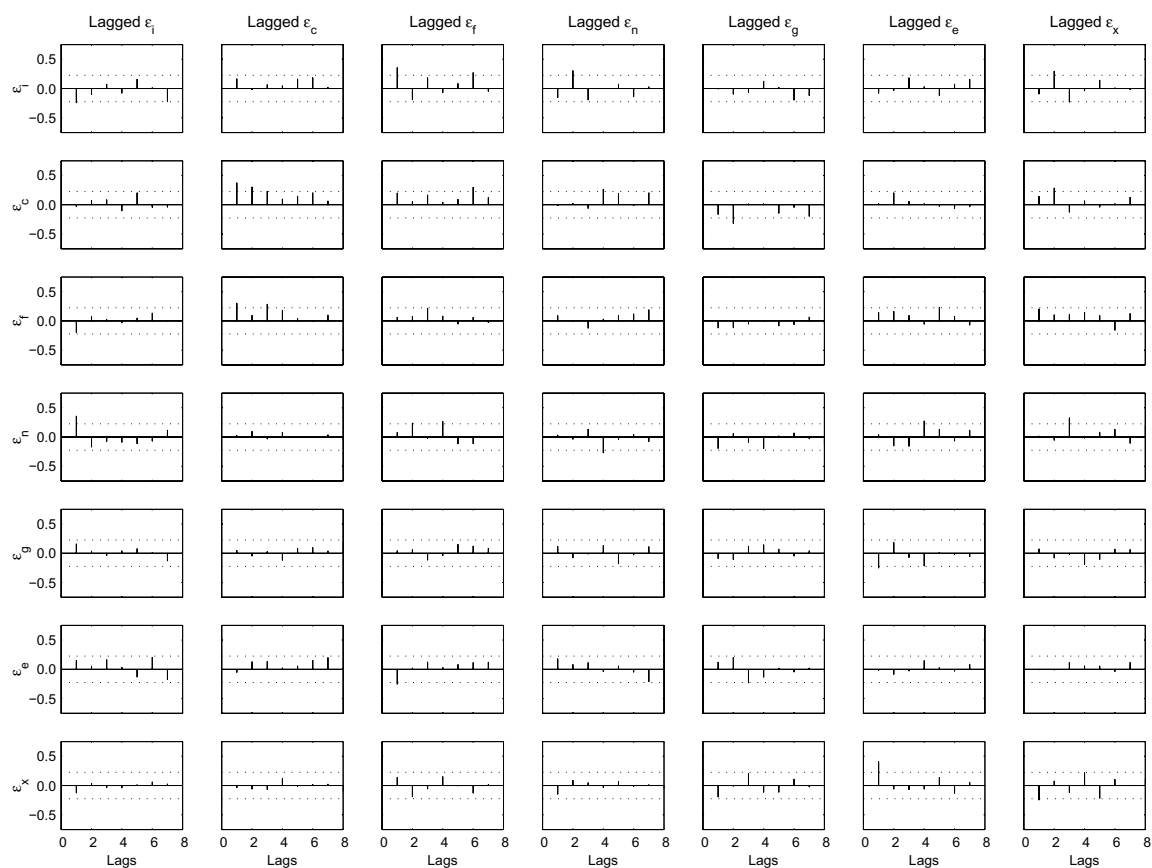
¹²The process of calculating the structural shocks would be straightforward if the model in question were a purely backward-looking model. For a rational expectations model, however, structural shocks can be computed only by simulating the full model and computing the time series of model-consistent expectations with respect to historical data. The structural shocks differ from the estimated residuals to the extent of agents' forecast errors.

¹³Such an approach has also been used by Fuhrer and Moore (1995a) who argued that autocorrelation functions are more appropriate for confronting macroeconomic models with the data than impulse response functions because of their purely descriptive nature.

¹⁴For a detailed discussion of the methodology and the derivation of the asymptotic confidence bands for the estimated autocorrelation functions the reader is referred to Coenen (2000).

¹⁵If it were not for this nonlinearity, we could use the reduced form of the model corresponding to the alternative policy rules to compute unconditional moments of the endogenous variables without having to resort to stochastic simulations.

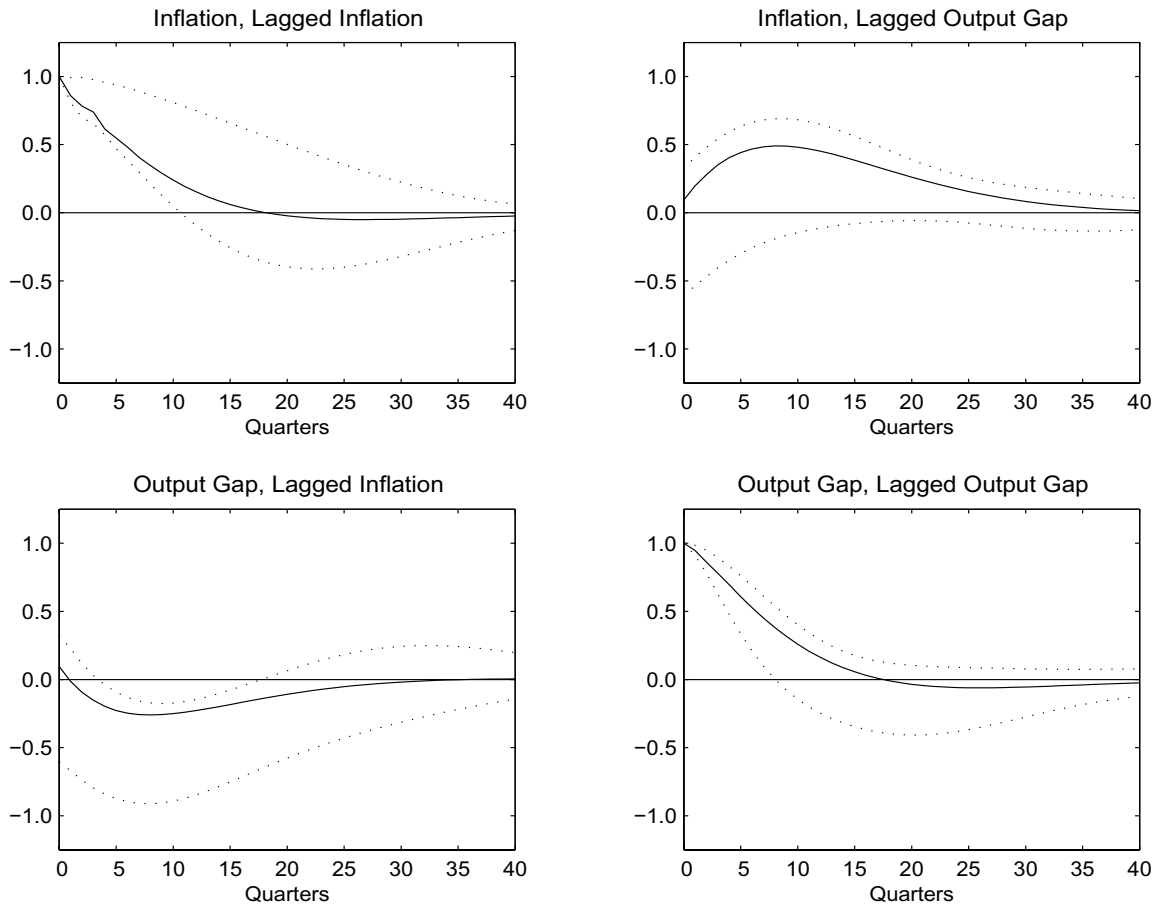
Figure A-1: Correlation Pattern of Historical Structural Shocks



Notes: Solid bars: Autocorrelation functions implied by the estimated model of the U.S. economy. Dotted lines: Asymptotic 95%-confidence bands.

assumption that ‘certainty equivalence’ holds in the nonlinear model being simulated. This means, when solving for the dynamic path of the endogenous variables from a given period onwards, the algorithm sets future shocks equal to their expected value of zero. Thus the variance of future shocks has no bearing on the formation of current expectations and economic performance. This would be correct in a linear model. However once we introduce the zero bound on nominal interest rates into the model, we are able to show that the variance of future shocks ought to be expected to introduce a small bias in the average levels of various variables, including importantly, interest rates. This result is discussed

Figure A-2: Fitting Inflation and Output Dynamics with the Structural Model



Notes: Solid line: Autocorrelation functions implied by the estimated model of the U.S. economy. Dotted lines: Asymptotic 95%-confidence bands implied by a bivariate unconstrained VAR model of inflation and the output gap.

in detail in section 4 of this paper. To be clear, we should emphasize that the variance of shocks has both a direct and an indirect effect on the results. The direct effect is that a greater variance of shocks implies that the zero bound on nominal interest rates binds with greater frequency, the indirect effect is that all agents should be taking this effect of the variance into account when they form their expectations. The simulation algorithm captures the direct effect but not the indirect one.

There are other solution algorithms for nonlinear rational expectations models that do

not impose certainty equivalence. But these alternative algorithms would be prohibitively costly to use with our model, which has more than twenty state variables. Even with the algorithm we are using, stochastic analysis of nonlinear rational expectations models with a moderate number of state variables remains fairly costly in terms of computational effort.

European Central Bank working paper series

For a complete list of Working Papers published by the ECB, please visit the ECB's website (<http://www.ecb.int>).

- I 13 "Financial frictions and the monetary transmission mechanism: theory, evidence and policy implications" by C. Bean, J. Larsen and K. Nikolov, January 2002.
- I 14 "Monetary transmission in the euro area: where do we stand?" by I. Angeloni, A. Kashyap, B. Mojon, D. Terlizzese, January 2002.
- I 15 "Monetary policy rules, macroeconomic stability and inflation: a view from the trenches" by A. Orphanides, December 2001.
- I 16 "Rent indices for housing in West Germany 1985 to 1998" by J. Hoffmann and C. Kurz., January 2002.
- I 17 "Hedonic house prices without characteristics: the case of new multiunit housing" by O. Bover and P. Velilla, January 2002.
- I 18 "Durable goods, price indexes and quality change: an application to automobile prices in Italy, 1988-98" by G. M. Tomat, January 2002.
- I 19 "Monetary policy and the stock market in the euro area" by N. Cassola and C. Morana, January 2002.
- I 20 "Learning stability in economics with heterogeneous agents" by S. Honkapohja and K. Mitra, January 2002.
- I 21 "Natural rate doubts" by A. Beyer and R. E. A. Farmer, February 2002.
- I 22 "New technologies and productivity growth in the euro area" by F. Vijselaar and R. Albers, February 2002.
- I 23 "Analysing and combining multiple credit assessments of financial institutions" by E. Tabakis and A. Vinci, February 2002.
- I 24 "Monetary policy, expectations and commitment" by G. W. Evans and S. Honkapohja, February 2002.
- I 25 "Duration, volume and volatility impact of trades" by S. Manganelli, February 2002.
- I 26 "Optimal contracts in a dynamic costly state verification model" by C. Monnet and E. Quintin, February 2002.
- I 27 "Performance of monetary policy with internal central bank forecasting" by S. Honkapohja and K. Mitra, February 2002.
- I 28 "Openness, imperfect exchange rate pass-through and monetary policy" by F. Smets and R. Wouters, February 2002.

- I29 “Non-standard central bank loss functions, skewed risks, and certainty equivalence” by A. al-Nowaihi and L. Stracca, March 2002.
- I30 “Harmonized indexes of consumer prices: their conceptual foundations” by E. Diewert, March 2002.
- I31 “Measurement bias in the HICP: what do we know, and what do we need to know?” by M. A. Wynne and D. Rodríguez-Palenzuela, March 2002.
- I32 “Inflation dynamics and dual inflation in accession countries: a “new Keynesian” perspective” by O. Arratibel, D. Rodríguez-Palenzuela and C. Thimann, March 2002.
- I33 “Can confidence indicators be useful to predict short-term real GDP growth?” by A. Mourougane and M. Roma, March 2002.
- I34 “The cost of private transportation in the Netherlands, 1992-99” by B. Bode and J. Van Dalen, March 2002.
- I35 “The optimal mix of taxes on money, consumption and income” by F. De Fiore and P. Teles, April 2002.
- I36 “Retail bank interest rate pass-through: the new evidence at the euro area level” by G. de Bondt, April 2002.
- I37 “Equilibrium bidding in the eurosystem’s open market operations” by U. Bindseil, April 2002.
- I38 “New” views on the optimum currency area theory: what is EMU telling us?” by F. P. Mongelli, April 2002.
- I39 “On currency crises and contagion” by M. Fratzscher, April 2002.
- I40 “Price setting and the steady-state effects of inflation” by M. Casares, May 2002.
- I41 “Asset prices and fiscal balances” by F. Eschenbach and L. Schuknecht, May 2002.
- I42 “Modelling the daily banknotes in circulation in the context of the liquidity management of the European Central Bank”, by A. Cabrero, G. Camba-Mendez, A. Hirsch and F. Nieto, May 2002.
- I43 “A non-parametric method for valuing new goods”, by I. Crawford, May 2002.
- I44 “A failure in the measurement of inflation: results from a hedonic and matched experiment using scanner data”, by M. Silver and S. Heravi, May 2002.
- I45 “Towards a new early warning system of financial crises”, by M. Fratzscher and M. Bussiere, May 2002.
- I46 “Competition and stability – what’s special about banking?”, by E. Carletti and P. Hartmann, May 2002.

- 147 “Time-to-build approach in a sticky price, sticky wage optimising monetary model, by M. Casares, May 2002.
- 148 “The functional form of yield curves” by V. Brousseau, May 2002.
- 149 “The Spanish block of the ESCB multi-country model” by A. Estrada and A. Willman, May 2002.
- 150 “Equity and bond market signals as leading indicators of bank fragility” by R. Gropp, J. Vesala and G. Vulpes, June 2002.
- 151 “G7 inflation forecasts” by F. Canova, June 2002.
- 152 “Short-term monitoring of fiscal policy discipline” by G. Camba-Mendez and A. Lamo, June 2002.
- 153 “Euro area production function and potential output: a supply side system approach” by A. Willman, June 2002.
- 154 “The euro bloc, the dollar bloc and the yen bloc: how much monetary policy independence can exchange rate flexibility buy in an interdependent world?” by M. Fratzscher, June 2002.
- 155 “Youth unemployment in the OECD: demographic shifts, labour market institutions, and macroeconomic shocks” by J. F. Jimeno and D. Rodriguez-Palenzuela, June 2002.
- 156 “Identifying endogenous fiscal policy rules for macroeconomic models” by J. J. Perez, and P. Hiebert, July 2002.
- 157 “Bidding and performance in repo auctions: evidence from ECB open market operations” by K. G. Nyborg, U. Bindseil and I. A. Strebulaev, July 2002.
- 158 “Quantifying Embodied Technological Change” by P. Sakellaris and D. J. Wilson, July 2002.
- 159 “Optimal public money” by C. Monnet, July 2002.
- 160 “Model uncertainty and the equilibrium value of the real effective euro exchange rate” by C. Detken, A. Dieppe, J. Henry, C. Marin and F. Smets, July 2002.
- 161 “The optimal allocation of risks under prospect theory” by L. Stracca, July 2002.
- 162 “Public debt asymmetries: the effect on taxes and spending in the European Union” by S. Krogstrup, August 2002.
- 163 “The rationality of consumers’ inflation expectations: survey-based evidence for the euro area” by M. Forsells and G. Kenny, August 2002.
- 164 “Euro area corporate debt securities market: first empirical evidence” by G. de Bondt, August 2002.

- 165 “The industry effects of monetary policy in the euro area” by G. Peersman and F. Smets, August 2002.
- 166 “Monetary and fiscal policy interactions in a micro-founded model of a monetary union” by R. M.W.J. Beetsma and H. Jensen, August 2002.
- 167 “Identifying the effects of monetary policy shocks on exchange rates using high frequency data” by J. Faust, J.H. Rogers, E. Swanson and J.H. Wright, August 2002.
- 168 “Estimating the effects of fiscal policy in OECD countries” by R. Perotti, August 2002.
- 169 “Modelling model uncertainty” by A. Onatski and N. Williams, August 2002.
- 170 “What measure of inflation should a central bank target?” by G. Mankiw and R. Reis, August 2002.
- 171 “An estimated stochastic dynamic general equilibrium model of the euro area” by F. Smets and R. Wouters, August 2002.
- 172 “Constructing quality-adjusted price indices: a comparison of hedonic and discrete choice models” by N. Jonker, September 2002.
- 173 “Openness and equilibrium determinacy under interest rate rules” by F. de Fiore and Z. Liu, September 2002.
- 174 “International monetary policy co-ordination and financial market integration” by A. Sutherland, September 2002.
- 175 “Monetary policy and the financial accelerator in a monetary union” by S. Gilchrist, J.O. Hairault and H. Kempf, September 2002.
- 176 “Macroeconomics of international price discrimination” by G. Corsetti and L. Dedola, September 2002.
- 177 “A theory of the currency denomination of international trade” by P. Bacchetta and E. van Wincoop, September 2002.
- 178 “Inflation persistence and optimal monetary policy in the euro area” by P. Benigno and J.D. López-Salido, September 2002.
- 179 “Optimal monetary policy with durable and non-durable goods” by C.J. Erceg and A.T. Levin, September 2002.
- 180 “Regional inflation in a currency union: fiscal policy versus fundamentals” by M. Duarte and A.L. Wolman, September 2002.
- 181 “Inflation dynamics and international linkages: a model of the United States, the euro area and Japan” by G. Coenen and V. Wieland, September 2002.
- 182 “The information content of real-time output gap estimates: an application to the euro area” by G. Rünstler, September 2002.

- 183 “Monetary policy in a world with different financial systems” by E. Faia, October 2002.
- 184 “Efficient pricing of large-value interbank payment systems” by C. Holthausen and J.-C. Rochet, October 2002.
- 185 “European integration: what lessons for other regions? The case of Latin America” by E. Dorrucchi, S. Firpo, M. Fratzscher and F. P. Mongelli, October 2002.
- 186 “Using money market rates to assess the alternatives of fixed versus variable rate tenders: the lesson from 1989-98 data for Germany” by M. Manna, October 2002.
- 187 “A fiscal theory of sovereign risk” by M. Uribe, October 2002.
- 188 “Should central banks really be flexible?” by H. P. Grüner, October 2002.
- 189 “Debt reduction and automatic stabilisation” by P. Hiebert, J. J. Pérez and M. Rostagno, October 2002.
- 190 “Monetary policy and the zero bound to interest rates: a review” by T. Yates, October 2002.
- 191 “The fiscal costs of financial instability revisited” by L. Schuknecht and F. Eschenbach, November 2002.
- 192 “Is the European Central Bank (and the United States Federal Reserve) predictable?” by G. Perez-Quiros and J. Sicilia, November 2002.
- 193 “Sustainability of public finances and automatic stabilisation under a rule of budgetary discipline” by J. Marín, November 2002.
- 194 “Sensitivity analysis of volatility: a new tool for risk management” by S. Manganelli, V. Ceci and W. Vecchiato, November 2002.
- 195 “In-sample or out-of-sample tests of predictability: which one should we use?” by A. Inoue and L. Kilian, November 2002.
- 196 “Bootstrapping autoregressions with conditional heteroskedasticity of unknown form” by S. Gonçalves and L. Kilian, November 2002.
- 197 “A model of the Eurosystem’s operational framework for monetary policy implementation” by C. Ewerhart, November 2002.
- 198 “Extracting risk-neutral probability densities by fitting implied volatility smiles: some methodological points and an application to the 3M EURIBOR futures option prices” by A. B. Andersen and T. Wagener, December 2002.
- 199 “Time variation in the tail behaviour of bund futures returns” by T. Werner and C. Upper, December 2002.

- 200 “Interdependence between the euro area and the United States: what role for EMU?” by M. Ehrmann and M. Fratzscher, December 2002.
- 201 “Euro area inflation persistence” by N. Batini, December 2002.
- 202 “Aggregate loans to the euro area private sector” by A. Calza, M. Manrique and J. Sousa, January 2003.
- 203 “Myopic loss aversion, disappointment aversion and the equity premium puzzle” by D. Fielding and L. Stracca, January 2003.
- 204 “Asymmetric dynamics in the correlations of global equity and bond returns” by L. Cappiello, R.F. Engle and K. Sheppard, January 2003.
- 205 “Real exchange rate in an inter-temporal n-country-model with incomplete markets” by B. Mercereau, January 2003.
- 206 “Empirical estimates of reaction functions for the euro area” by D. Gerdesmeier and B. Roffia, January 2003.
- 207 “A comprehensive model on the euro overnight rate” by F. R. Würtz, January 2003.
- 208 “Do demographic changes affect risk premiums? Evidence from international data” by A. Ang and A. Maddaloni, January 2003.
- 209 “A framework for collateral risk control determination” by D. Cossin, Z. Huang, D. Aunon-Nerin and F. González, January 2003.
- 210 “Anticipated Ramsey reforms and the uniform taxation principle: the role of international financial markets” by S. Schmitt-Grohé and M. Uribe, January 2003.
- 211 “Self-control and savings” by P. Michel and J.P. Vidal, January 2003.
- 212 “Modelling the implied probability of stock market movements” by E. Glatzer and M. Scheicher, January 2003.
- 213 “Aggregation and euro area Phillips curves” by S. Fabiani and J. Morgan, February 2003.
- 214 “On the selection of forecasting models” by A. Inoue and L. Kilian, February 2003.
- 215 “Budget institutions and fiscal performance in Central and Eastern European countries” by H. Gleich, February 2003.
- 216 “The admission of accession countries to an enlarged monetary union: a tentative assessment” by M. Ca’Zorzi and R. A. De Santis, February 2003.
- 217 “The role of product market regulations in the process of structural change” by J. Messina, March 2003.
- 218 “The zero-interest-rate bound and the role of the exchange rate for monetary policy in Japan” by G. Coenen and V. Wieland, March 2003.

- 219 “Extra-euro area manufacturing import prices and exchange rate pass-through” by B. Anderton, March 2003.
- 220 “The allocation of competencies in an international union: a positive analysis” by M. Ruta, April 2003.
- 221 “Estimating risk premia in money market rates” by A. Durré, S. Evjen and R. Pilegaard, April 2003.
- 222 “Inflation dynamics and subjective expectations in the United States” by K. Adam and M. Padula, April 2003.
- 223 “Optimal monetary policy with imperfect common knowledge” by K. Adam, April 2003.
- 224 “The rise of the yen vis-à-vis the (“synthetic”) euro: is it supported by economic fundamentals?” by C. Osbat, R. Ruffer and B. Schnatz, April 2003.
- 225 “Productivity and the (“synthetic”) euro-dollar exchange rate” by C. Osbat, F. Vijselaar and B. Schnatz, April 2003.
- 226 “The central banker as a risk manager: quantifying and forecasting inflation risks” by L. Kilian and S. Manganelli, April 2003.
- 227 “Monetary policy in a low pass-through environment” by T. Monacelli, April 2003.
- 228 “Monetary policy shocks – a nonfundamental look at the data” by M. Klaeffering, May 2003.
- 229 “How does the ECB target inflation?” by P. Surico, May 2003.
- 230 “The euro area financial system: structure, integration and policy initiatives” by P. Hartmann, A. Maddaloni and S. Manganelli, May 2003.
- 231 “Price stability and monetary policy effectiveness when nominal interest rates are bounded at zero” by G. Coenen, A. Orphanides and V. Wieland, May 2003.