



EUROPEAN CENTRAL BANK



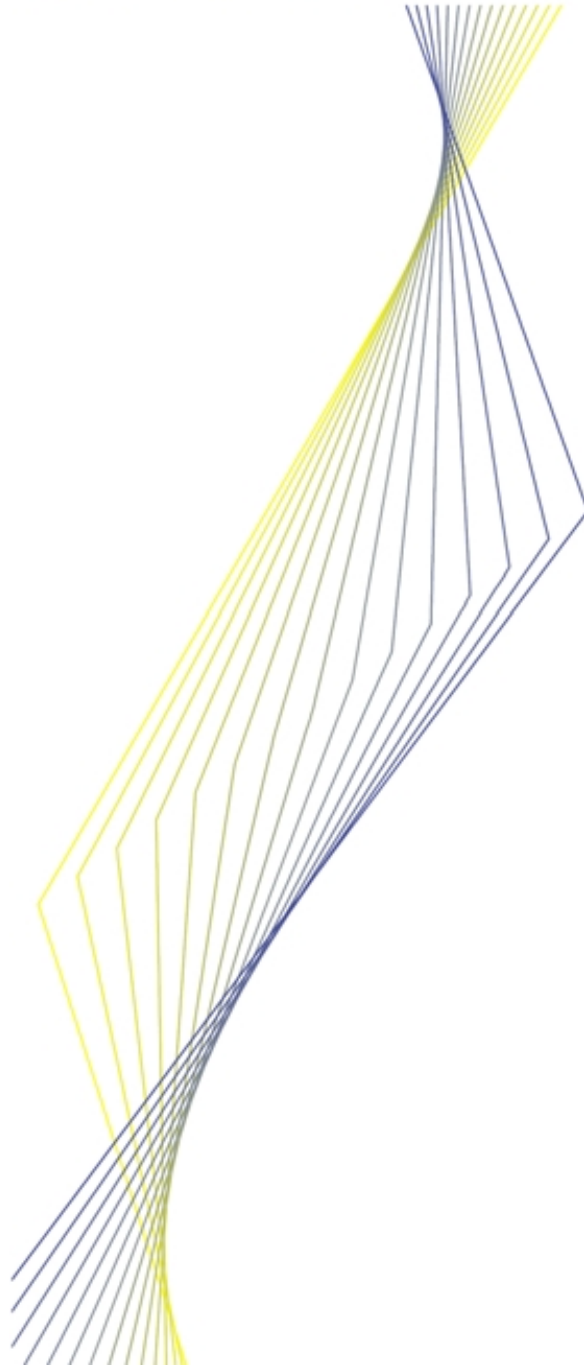
**EUROPEAN UNION
BALANCE OF PAYMENTS/
INTERNATIONAL
INVESTMENT POSITION
STATISTICAL METHODS**

November 1999





EUROPEAN CENTRAL BANK



**EUROPEAN UNION
BALANCE OF PAYMENTS/
INTERNATIONAL
INVESTMENT POSITION
STATISTICAL METHODS**

November 1999

© European Central Bank, 1999

Address	Kaiserstrasse 29 D-60311 Frankfurt am Main Germany
Postal address	Postfach 16 03 19 D-60066 Frankfurt am Main Germany
Telephone	+49 69 1344 0
Internet	http://www.ecb.int
Fax	+49 69 1344 6000
Telex	411 144 ecb d

All rights reserved.

Reproduction for educational and non-commercial purposes is permitted provided that the source is acknowledged.

ISSN 1562-5036

Contents

1 Foreword	9	4 Country-specific details	21
2 Data requirements of the ECB	10	4.1 Belgium / Luxembourg	21
2.1 Balance of payments statistics	10	4.1.1 Organisational Chart(s).....	23
2.2 International investment position statistics	11	4.1.2 Institutional aspects	25
2.3 Monthly balance of payments for the euro area – key items (credits and debits/assets and liabilities are recorded separately) as shown in the ECB Guideline on the statistical reporting requirements in the field of b.o.p./i.i.p. statistics	12	4.1.3 Statistical system	27
2.4 Quarterly and annual balance of payments for the euro area (credits and debits/assets and liabilities are recorded separately)	12	4.1.4 Monthly key items	30
2.5 International investment position for the euro area (breakdown into the standard components in line with the quarterly/annual balance of payments) 14		4.1.5 Investment income	31
3 Euro area b.o.p./i.i.p. statistics: concepts and definitions	15	4.1.6 Capital account.....	33
3.1 Introduction	15	4.1.7 Direct investment	33
3.2 Investment income	15	4.1.8 Portfolio investment.....	35
3.3 Capital account	16	4.1.9 Financial derivatives	36
3.4 Direct investment.....	16	4.1.10 Other investment	36
3.5 Portfolio investment.....	17	4.1.11 Reserve assets	37
3.6 Financial derivatives	18	4.1.12 International investment position	38
3.7 Other investment	18	4.1.13 Administration	39
3.8 Reserve assets	19	4.2 Denmark	41
		4.2.1 Organisational chart(s)	42
		4.2.2 Institutional aspects	44
		4.2.3 Statistical system	45
		4.2.4 Implementation	47
		4.2.5 Investment income	48
		4.2.6 Capital account.....	50
		4.2.7 Direct investment	51
		4.2.8 Portfolio investment.....	51
		4.2.9 Financial derivatives	52
		4.2.10 Other investment	53
		4.2.11 Reserve assets	53
		4.2.12 International investment position	54
		4.2.13 Administration	56
		4.3 Germany	57
		4.3.1 Organisational chart(s)	59
		4.3.2 Institutional aspects	60
		4.3.3 Statistical system	62
		4.3.4 Monthly key items	64
		4.3.5 Investment income	65
		4.3.6 Capital account.....	66
		4.3.7 Direct investment	66

4.3.8	Portfolio investment.....	67	4.6.7	Direct investment	122
4.3.9	Financial derivatives	68	4.6.8	Portfolio investment.....	123
4.3.10	Other investment	68	4.6.9	Financial derivatives	125
4.3.11	Reserve assets	69	4.6.10	Other investment	126
4.3.12	International investment position	69	4.6.11	Reserve assets	127
4.3.13	Administration	72	4.6.12	International investment position	129
4.4	Greece	73	4.6.13	Administration	129
4.4.1	Organisational chart(s)	75	4.7	Ireland	131
4.4.2	Institutional aspects	76	4.7.1	Organisational chart(s)	133
4.4.3	Statistical system	77	4.7.2	Institutional aspects	134
4.4.4	Implementation	79	4.7.3	Statistical system	136
4.4.5	Investment income	81	4.7.4	Monthly key items	143
4.4.6	Capital account.....	83	4.7.5	Investment income	147
4.4.7	Direct investment	84	4.7.6	Capital account.....	149
4.4.8	Portfolio investment.....	85	4.7.7	Direct investment	150
4.4.9	Financial derivatives	86	4.7.8	Portfolio investment.....	151
4.4.10	Other investment	87	4.7.9	Financial derivatives	152
4.4.11	Reserve assets	88	4.7.10	Other investment	153
4.4.12	International investment position	88	4.7.11	Reserve assets	153
4.4.13	Administration	89	4.7.12	International investment position	154
4.5	Spain	91	4.7.13	Administration	155
4.5.1	Organisational chart(s)	92	4.8	Italy	157
4.5.2	Institutional aspects	93	4.8.1	Organisational chart(s)	159
4.5.3	Statistical system	94	4.8.2	Institutional aspects	160
4.5.4	Monthly key items	96	4.8.3	Statistical system	161
4.5.5	Investment income	98	4.8.4	Monthly key items	163
4.5.6	Capital account.....	99	4.8.5	Investment income	165
4.5.7	Direct investment	99	4.8.6	Capital account.....	166
4.5.8	Portfolio investment.....	100	4.8.7	Direct investment	167
4.5.9	Financial derivatives	101	4.8.8	Portfolio investment.....	168
4.5.10	Other investment	102	4.8.9	Financial derivatives	168
4.5.11	Reserve assets	103	4.8.10	Other investment	169
4.5.12	International investment position	104	4.8.11	Reserve assets	170
4.5.13	Administration	108	4.8.12	International investment position	170
4.6	France	109	4.8.13	Administration	172
4.6.1	Organisational chart(s)	111	4.9	Netherlands	173
4.6.2	Institutional aspects	112	4.9.1	Organisational chart(s)	175
4.6.3	Statistical system	112	4.9.2	Institutional aspects	176
4.6.4	Monthly key items	117	4.9.3	Statistical system	177
4.6.5	Investment income	119	4.9.4	Monthly key items	179
4.6.6	Capital account.....	121	4.9.5	Investment income	180

4.9.6	Capital account.....	180	4.12.6	Capital account.....	241
4.9.7	Direct investment	181	4.12.7	Direct investment	242
4.9.8	Portfolio investment.....	181	4.12.8	Portfolio investment.....	244
4.9.9	Financial derivatives	182	4.12.9	Financial derivatives	246
4.9.10	Other investment	183	4.12.10	Other investment	248
4.9.11	Reserve assets	183	4.12.11	Reserve Assets.....	249
4.9.12	International investment position	184	4.12.12	International investment position	249
4.9.13	Administration	185	4.12.13	Administration	250
4.10	Austria	187	4.13	Sweden	251
4.10.1	Organisational chart(s)	189	4.13.1	Organisational chart(s)	253
4.10.2	Institutional aspects	190	4.13.2	Institutional aspects	254
4.10.3	Statistical system	192	4.13.3	Statistical system	255
4.10.4	Monthly key items	196	4.13.4	Implementation	258
4.10.5	Investment income	198	4.13.5	Investment income	262
4.10.6	Capital account.....	200	4.13.6	Capital account.....	263
4.10.7	Direct investment	201	4.13.7	Direct investment	263
4.10.8	Portfolio investment.....	202	4.13.8	Portfolio investment.....	264
4.10.9	Financial derivatives	204	4.13.9	Financial derivatives	265
4.10.10	Other investment	205	4.13.10	Other Investment	266
4.10.11	Reserve assets	206	4.13.11	Reserve assets	266
4.10.12	International investment position	206	4.13.12	International investment position	267
4.10.13	Administration	209	4.13.13	Administration	269
4.11	Portugal	211	4.14	The United Kingdom	271
4.11.1	Organisational chart(s)	213	4.14.1	Organisational chart(s)	274
4.11.2	Institutional aspects	214	4.14.2	Institutional aspects	275
4.11.3	Statistical system	215	4.14.3	Statistical system	277
4.11.4	Monthly key items	217	4.14.4	Implementation	281
4.11.5	Investment income	219	4.14.5	Investment income	284
4.11.6	Capital account.....	221	4.14.6	Capital account.....	285
4.11.7	Direct investment	222	4.14.7	Direct investment	286
4.11.8	Portfolio investment.....	223	4.14.8	Portfolio investment.....	287
4.11.9	Financial derivatives	224	4.14.9	Financial derivatives	289
4.11.10	Other Investment	225	4.14.10	Other investment	290
4.11.11	Reserve assets	226	4.14.11	Reserve assets	292
4.11.12	International investment position	226	4.14.12	International investment position	292
4.11.13	Administration	228	4.14.13	Administration	295
4.12	Finland	229			
4.12.1	Organisational chart(s)	231			
4.12.2	Institutional aspects	232			
4.12.3	Statistical system	233			
4.12.4	Implementation	237			
4.12.5	Investment income	238			

5 ANNEX	296
5.1 GLOSSARY	296
5.2 CONTRIBUTORS	300

List of abbreviations and acronyms

ARIMA	Auto-Regressive Integrated Moving Average	EBRD	European Bank for Reconstruction and Development
b.o.p.	Balance of payments	ECB	European Central Bank
BAFI	Database on financial agents	ECGD	Export Credit Guarantee Department
BcL	Banque centrale du Luxembourg	ECOSER	A sub-set of GESMES (Generic Statistical Message based on EDIFACT Syntax)
BIS	Bank for International Settlements	EDI	Electronic Data Interchange
BLEI	Belgian-Luxembourg Exchange Institute	EDIFACT	EDI for Administration, Commerce and Transportation
BLEU	Belgian-Luxembourg Economic Union	EMI	European Monetary Institute
BOPFS	Balance of Payments and Financial Sector	EMU	Economic and Monetary Union
BOPSTA	A sub-set of ECOSER for balance of payments statistics	ERDF	European Regional Development Fund
BPM5	IMF Balance of Payments Manual (5th edition)	ERDF	European Regional Development Fund
BSG	Business Statistics Group	ESA	European System of Accounts
c.i.f.	Cost, insurance and freight at the importer's border	ESA 95	European System of National and Regional Accounts
CBS	Statistics Netherlands	ESCB	European System of Central Banks
CCIRS	cross-currency interest rate swaps	EU	European Union
CII	Collective investment institution	Eurostat	Statistical Office of the European Communities
CNMV	Spanish National Stock Market Commission	Extrastat	System for the collection and compilation of statistics relating to trade in goods between Member States and non-EU countries
COE	External Transaction Report (registers)	f.o.b.	free on board at the exporter's border
COS	Chamber of Shipping	FATS	Foreign Affiliated Trade Statistics
CPB	Central Planning Bureau	FDI	Foreign direct investment
CPE	External Position Report (registers)	FININFO	A commercial firm specialising in the provision of securities data
CPI	Consumer price index	FRA	Forward rate agreements
CPIS	Co-ordinated Portfolio Investment Survey	FSA	Financial Services Authority
CREST	Settlement system for UK shares and other corporate securities	FSO	Federal Statistical Office
CRP	Standard record of payment	GDR	General direct respondent
CSD	Centralised Securities Database	GNP	Gross national product
CSO	Central Statistical Office	i.i.p.	International investment position
CVS	Comunicazione valutaria statistica (statistical reporting form)	IBRD	International Bank for Reconstruction and Development (World Bank)
DDG	General direct reporting company	IFSC	International Financial Services Centre
DRC	Direct reporting company		
EAGGF	European Agricultural Guidance and Guarantee Fund		

IMF	International Monetary Fund	OECD	Organisation for Economic Co-operation and Development
INE	Instituto Nacional de Estadística (National Institute of Statistics)	OeNB	Oesterreichische Nationalbank (Austrian central bank)
INSEE	French national institute of economic and statistical information	ONS	Office for National Statistics
Intrastat	Intra-Community Trade Statistical System	OTC	Over-the-counter
IPS	International Passenger Survey	PRDC	Partial direct reporting company
ISIN	International Securities Identification Number	RISC	Computer system used by the Bank of Greece
Istat	Istituto nazionale di statistica (National Statistical Institute)	ROW	Rest of the World
ITL	Italian lira	SAS	Statistical Analysis Software
ITRS	International transactions reporting system	SDDS	Special Data Dissemination Standards
LIFFE	London International Financial Futures Exchange	SDRs	Special drawing rights
MESAG	Macro-Economic Statistics and Analysis Group	SFI	Special financial institution
MFI	Monetary Financial Institution	SIREN	Identification code number of French firms
MFSD	Monetary Financial Statistics Division	SMEs	Small and medium-sized enterprises
MMIs	Money market instruments	SNA 93	System of National Accounts of the United Nations
MUMS	Monetary Union Member States	SRS	Share Register Survey
NBB/BNB	Nationale Bank van België/ Banque Nationale de Belgique	STATEC	Service Central de la Statistique et des Etudes économiques
NCB	National central bank	STC	Statistics Committee
NIS	National Institute of Statistics	UIC	Ufficio italiano dei cambi (Italian Foreign Exchange Office)
NSSG	National Statistical Service of Greece	UK	United Kingdom
NTMA	National Treasury Management Agency	WG BP&ER	Working Group on Balance of Payments and External Reserve Statistics
		WTO	World Trade Organization

I Foreword

The aim of this publication is to provide statistical compilers with a reference work containing information on the content and structure of balance of payments (b.o.p.) and international investment position (i.i.p.) statistical data for all EU countries. It used to bear the title "EU Balance of Payments Statistical Methods (Capital and Financial Account) Book", but is more commonly referred to as the "B.o.p. Book". Owing to additional information (e.g. on the b.o.p. income item) in the present version, the brackets have been deleted and a reference to i.i.p. statistics has been added.

The "B.o.p. Book" is structured in such a way as to reflect the division of responsibilities in the field of b.o.p./i.i.p. statistics between the European Commission (Eurostat) and the ECB (Directorate Statistics) and therefore focuses mainly on the concepts and definitions related to the b.o.p. investment income account, the financial account as a whole and i.i.p. statistics.

The initiative for the European Monetary Institute (the EMI, the forerunner of the ECB) to compile a description of b.o.p. statistical data and collection methods for the capital and financial account in the Member States of the European Community was agreed upon by the Committee of Governors of the Central Banks of the Member States of the European Economic Community in April 1993 and carried out by the former EMI Working Group on Statistics. The aim was to describe the content and structure of the statistical data which, according to the views of the users, should be delivered in a regular and timely fashion and should provide a basis for the evaluation of the available data and collection methods used.

This was also set out in the report entitled "Statistical Requirements for Stage Three of Monetary Union – Implementation Package" and endorsed both by the EMI Council in July 1996 and in Guideline of the European Central Bank No. ECB/1998/17 of 1 December 1998, which states that the ECB will monitor the

compilation methods used for the reporting of b.o.p. and i.i.p. statistics, as well as the concepts and definitions applied on a regular basis by the Member States participating in the euro area. The monitoring has to be carried out, inter alia, in connection with the B.o.p. Book. This ECB Guideline also provides for the B.o.p. Book to be updated on an annual basis.

The IMF Balance of Payments Manual (5th edition; the BPM5) and the harmonisation proposals developed by the former EMI Balance of Payments Financial Flows and Stocks Task Force (the predecessor to the ECB's Working Group on Balance of Payments and External Reserves) provided a basis for the inventories prepared for inclusion in the B.o.p. Book which was first issued in January 1998 and updated in August 1998. Like the "Manual on European Money and Banking Statistical Methods", the B.o.p. Book contains descriptions of the collection systems and all the information relating to the methods used in the various Member States, which have been finalised in consultation with the countries themselves and approved by them prior to publication. For the EU countries not participating in the euro area, tables providing information on provisional timetables for the implementation of new requirements or recommendations on a country-specific basis can also be found in the B.o.p. Book.

The present update, the second (autumn 1999), includes: (i) sections on items (goods, services, current transfers and capital account) for which the European Commission (Eurostat) is responsible according to the division of tasks, owing to the need to explain estimation methods used to compile timely monthly b.o.p. key items; (ii) a more detailed description of the national b.o.p. compilation systems; and (iii) new chapters on investment income, financial derivatives and the i.i.p.

The B.o.p. Book is now also published on the ECB Web site and updated on a regular basis. The ECB's Balance of Payments and External Reserves Division is responsible for this

publication. Any suggestions concerning the content of the B.o.p. Book, especially requests for clarification or additional information, may be addressed to the Press Division of the ECB. Specific enquiries relating to individual countries

may be addressed to the countries concerned whose contributions we gratefully thank. A glossary is provided in the Annex (see list in Chapter 5.1).

2 Data requirements of the ECB

This chapter focuses on the ECB's data requirements for balance of payments (b.o.p.) and international investment position (i.i.p.) statistics. Detailed (conceptual) requirements for the current account (except investment income) are not the responsibility of the ECB, but fall under the jurisdiction of the European Commission (Eurostat). The scope, underlying concepts and implementation timetables are different for the monthly b.o.p. statistics and the quarterly/annual data. The quarterly/annual b.o.p. statistics required for compiling the euro area aggregate adhere, as far as possible, to the standards set out in the 5th edition of the IMF Balance of Payments Manual (BPM5), which is consistent with the System of National Accounts 1993 (SNA 93) and with the European System of Accounts 1995 (ESA 95).

These requirements are set out in the ECB Guideline on the statistical reporting requirements in the field of balance of payments and international investment position statistics (ECB/1998/17) of 1 December 1998.

2.1 Balance of payments statistics

The ECB requires b.o.p. statistics at three different frequencies: monthly, quarterly and annually.

The aim is to have a monthly b.o.p. for the euro area showing the main items affecting monetary conditions and exchange markets and a quarterly/annual b.o.p. to permit further analysis of external transactions.

The scope, underlying concepts and implementation timetables are different for the monthly b.o.p. statistics and the quarterly/annual statistics. The requirements for each are outlined below:

Monthly requirements

For the purposes of monetary policy and foreign exchange operations, the ECB's requirements with regard to the monthly b.o.p. for the euro area are confined to broad categories of transactions known as key items. This is primarily because of the short six-week period after the reporting period during which Member States are to provide highly aggregated data. Some departure from international guidelines is permitted.

In contrast to the quarterly and annual requirements, recording on a full accruals basis is not required for monthly data and Member States may instead provide data for the current and financial account on a settlement basis.

The ECB will need to receive key items from Member States for the monthly b.o.p. which are suitable for the compilation of an aggregate b.o.p. for the euro area. The key items are required from mid-March 1999 (January 1999 data) onwards, showing credits/assets and debits/liabilities. These key items are required within six weeks (30 working days) of the end of the reference month. The collection of data from reporting agents is organised by the national authorities with this deadline in mind. Estimates or preliminary data are also acceptable if this enables Member States to meet the specified six-week deadline.

The aim of the monthly b.o.p. statistics is to form a good picture of developments in the most important and variable items (the key items) and quickly enough to be of use for the analysis of flows affecting the monetary and foreign exchange conditions of the euro area. The information must be good enough to be of use and not to mislead users, e.g. policy makers, but it is understood that, owing to the short deadline within which these data must be submitted, some rough edges will inevitably exist.

Quarterly/annual requirements

The ECB requires quarterly details, in a form enabling an aggregated b.o.p. to be compiled for the euro area, within three months of the end of the quarter to which the data relate.

Quarterly data are required with effect from June 1999 (for first quarter 1999 data), with a more detailed breakdown into assets and liabilities. The same applies for annual data that are required with effect from March 2000 (for 1999 data).

The European Commission (Eurostat) and the ECB agreed to co-operate in the compilation and dissemination of the EU and euro area b.o.p. in order to ensure full consistency for the whole set of published data.

Annex 2 of ECB Guideline No. ECB/1998/17 contains the quarterly/annual breakdown.

2.2 International investment position statistics

The aim is to have an (annual) statement of the external assets and liabilities of the euro area as a whole, for the purposes of monetary, financial and exchange market analysis, and to assist in the compilation of b.o.p. flows. Efforts are also being made to harmonise concepts and to ensure consistency between these figures and the euro area financial accounts.

The ECB compiles the i.i.p. for the euro area as a whole. The required breakdown is based on the following: (a) the IMF standard components of the i.i.p., as presented in the BPM5; and (b) the breakdown for the quarterly and annual b.o.p. Concepts and definitions will be consistent with the requirements for b.o.p. flows statistics. Annex 2 of ECB Guideline No. ECB/1998/17 contains the required breakdown, which is in line with the breakdown for quarterly and annual b.o.p.

The ECB requires annual data on the i.i.p. within nine months of the date to which the data relate, in a form enabling a statement to be compiled of the external assets and liabilities of the euro area as a whole. Data for the i.i.p. were first compiled for end-1998, with a deadline of September 1999. For practical reasons, the i.i.p. was initially compiled on a net basis, relying on aggregate national data (cross-border positions within the euro area, in principle, cancelled out). A common benchmark survey every three years was proposed for those Member States that do not have reliably recorded stocks data on a more frequent basis. Member States with periodic surveys or other reliable stocks data collection systems are not required to develop an additional survey. In the intervening years, the i.i.p. is compiled from a mixture of reported assets and liabilities and estimates of accumulated flows.

A further timetable for the implementation of i.i.p. statistics will be discussed and agreed upon by the Working Group on Balance of Payments and External Reserves in due course.

2.3 Monthly balance of payments for the euro area – key items (credits and debits/assets and liabilities are recorded separately) as shown in the ECB Guideline on the statistical reporting requirements in the field of b.o.p./i.i.p. statistics

I. Current account (credits and debits)

Goods
Services
Income
Current transfers

II. Capital account

III. Financial account (assets and liabilities)

Direct investment:
abroad
in the reporting economy
Portfolio investment
equity securities
debt securities, of which:
– bonds and notes
– money market instruments
Financial derivatives (net)
Other investment
MFIs (excluding central banks)
– long term
– short term
general government
monetary authorities
other sectors
Reserve assets

IV. Errors and omissions

2.4 Quarterly and annual balance of payments for the euro area (credits and debits/assets and liabilities are recorded separately)

I. Current account (credits and debits)

Goods
Services
Income
Compensation of employees
Investment income
– Direct investment
Income on equity
Income on debt (interest)
– Portfolio investment
Income on equity (dividend)
Income on debt (interest)
Bonds and notes
Money market instruments
– Other investment
Current transfers

II. Capital account (credits and debits)
(No further breakdown requested)

III. Financial account

Direct investment
Direct investment abroad
Direct investment in the reporting economy
Portfolio investment
Assets
– Equity securities
Monetary authorities
General government
MFIs (excluding central banks)
Other sectors
– Debt securities
Bonds and notes
Monetary authorities
General government
MFIs (excluding central banks)
Other sectors
Money market instruments
Monetary authorities
General government
MFIs (excluding central banks)
Other sectors

Liabilities

- Equity securities
 - MFIs (excluding central banks)
 - Other sectors
- Debt securities
 - Bonds and notes
 - Monetary authorities
 - General government
 - MFIs (excluding central banks)
 - Other sectors
 - Money market instruments
 - Monetary authorities
 - General government
 - MFIs (excluding central banks)
 - Other sectors

Financial derivatives (net)

- Monetary authorities
- General government
- MFIs (excluding central banks)
- Other sectors

Other investment

Assets

- Monetary authorities
 - Loans/currency and deposits
 - Other assets
- General government
 - Trade credits
 - Loans/currency and deposits
 - Other assets
- MFIs (excluding central banks)
 - Loans/currency and deposits
 - Other assets
- Other sectors
 - Trade credits
 - Loans/currency and deposits
 - Other assets

Liabilities

- Monetary authorities
 - Loans/currency and deposits
 - Other liabilities
- General government
 - Trade credits
 - Loans
 - Other liabilities
- MFIs (excluding central banks)
 - Loans/currency and deposits
 - Other liabilities
- Other sectors
 - Trade credits
 - Loans
 - Other liabilities

Reserve assets

- Monetary gold
- Special drawing rights
- Reserve position in the International Monetary Fund
- Foreign exchange
 - Currency and deposits
 - with monetary authorities
 - with MFIs (excluding central banks)
 - Securities
 - Equity
 - Bonds and notes
 - Money market instruments
 - Financial derivatives
 - Other claims

IV. Errors and omissions

2.5 International investment position for the euro area (breakdown into the standard components in line with the quarterly/annual balance of payments)

1. Direct investment

- 1.1 Abroad
 - 1.1.1 Equity capital and reinvested earnings
 - 1.1.2 Other capital
- 1.2 In reporting economy
 - 1.2.1 Equity capital and reinvested earnings
 - 1.2.2 Other capital

2. Portfolio investment

- 2.1 Assets
 - 2.1.1 Equity securities
 - (i) Monetary authorities
 - (ii) General government
 - (iii) MFIs (excluding central banks)
 - (iv) Other sectors
 - 2.1.2 Debt securities
 - 2.1.2.1 Bonds and notes
 - (i) Monetary authorities
 - (ii) General government
 - (iii) MFIs (excluding central banks)
 - (iv) Other sectors
 - 2.1.2.2 Money market instruments
 - (i) Monetary authorities
 - (ii) General government
 - (iii) MFIs (excluding central banks)
 - (iv) Other sectors
- 2.2 Liabilities
 - 2.2.1 Equity securities
 - (iii) MFIs (excluding central banks)
 - (iv) Other sectors
 - 2.2.2 Debt securities
 - 2.2.2.1 Bonds and notes
 - (i) Monetary authorities
 - (ii) General government
 - (iii) MFIs (excluding central banks)
 - (iv) Other sectors
 - 2.2.2.2 Money market instruments
 - (i) Monetary authorities
 - (ii) General government
 - (iii) MFIs (excluding central banks)
 - (iv) Other sectors

3. Financial derivatives

- 3.1 Assets
 - (i) Monetary authorities
 - (ii) General government
 - (iii) MFIs (excluding central banks)
 - (iv) Other sectors
- 3.2 Liabilities
 - (i) Monetary authorities
 - (ii) General government
 - (iii) MFIs (excluding central banks)
 - (iv) Other sectors

4. Other investment

- 4.1 Assets
 - 4.1.1 Monetary authorities
 - 4.1.1.1 Loans/currency and deposits
 - 4.1.1.2 Other assets
 - 4.1.2 General government
 - 4.1.2.1 Trade credits
 - 4.1.2.2 Loans/currency and deposits
 - 4.1.2.3 Other assets
 - 4.1.3 MFIs (excluding central banks)
 - 4.1.3.1 Loans/currency and deposits
 - 4.1.3.2 Other assets
 - 4.1.4 Other sectors
 - 4.1.4.1 Trade credits
 - 4.1.4.2 Loans/currency and deposits
 - 4.1.4.3 Other assets
- 4.2 Liabilities
 - 4.2.1 Monetary authorities
 - 4.2.1.1 Loans/currency and deposits
 - 4.2.1.2 Other liabilities
 - 4.2.2 General government
 - 4.2.2.1 Trade credits
 - 4.2.2.2 Loans
 - 4.2.2.3 Other liabilities
 - 4.2.3 MFIs (excluding central banks)
 - 4.2.3.1 Loans/currency and deposits
 - 4.2.3.2 Other liabilities
 - 4.2.4 Other sectors
 - 4.2.4.1 Trade credit
 - 4.2.4.2 Loans
 - 4.2.4.3 Other liabilities

5. Reserve assets

- 5.1 Monetary gold
- 5.2 Special drawing rights
- 5.3 Reserve position in the International Monetary Fund
- 5.4 Foreign exchange
 - 5.4.1 Currency and deposits
 - 5.4.1.1 with monetary authorities
 - 5.4.1.2 with MFIs (excluding central banks)
 - 5.4.2 Securities
 - 5.4.2.1 Equities
 - 5.4.2.2 Bonds and notes
 - 5.4.2.3 Money market instruments
 - 5.4.3 Financial derivatives
- 5.5 Other claims

3 Euro area b.o.p./i.i.p. statistics: concepts and definitions

3.1 Introduction

In order to construct meaningful aggregate b.o.p./i.i.p. statistics for the euro area, proposals have been formulated for the harmonisation of concepts and definitions in the field of b.o.p./i.i.p. statistics. Current international standards, such as the fifth edition of the IMF's Balance of Payments Manual (BPM5), have been used as guidelines in formulating these harmonisation proposals. Sections 3.2 to 3.8 inclusive list the most important proposals for the following accounts within the b.o.p.: investment income, capital account, direct investment, portfolio investment, financial derivatives, other investment, reserve assets.

As regards the i.i.p., the ECB will compile the i.i.p. for the euro area as a whole. The concepts and definitions underlying the euro area i.i.p. should be consistent with those applied to the

b.o.p. flows statistics. A full report covering methodological aspects was approved by the Working Group on Statistics (forerunner to the Statistics Committee) in October 1997 and subsequently endorsed by the Council of the EMI in November 1997.

3.2 Investment income

(See Sections 4.1 to 4.15 inclusive, Sub-section 5, for country-specific details.)

Investment income incorporates income derived from a euro area resident entity's ownership of a foreign financial asset and, symmetrically, income derived from a non-euro area resident entity's ownership of a domestic financial asset (i.e. one issued in the euro area). Investment income includes income generated by direct investment, portfolio investment and

other investment financial instruments and by the Eurosystem's reserve assets. However, interest on derivatives is recorded under financial derivatives in the financial account (see below).

Dividends are recorded as of the date on which they become payable.

Reinvested earnings appear in the context of direct investment income. They are defined as the direct investor's share of the total consolidated profits earned by the affiliated company in a certain period (after allowing for tax, interest and depreciation) less dividends due for payment in the relevant period, even if these dividends relate to profits earned in earlier periods. Reinvested earnings are to be recorded in the period in which they are earned and included in the monthly euro area b.o.p. statistics.

Interest is to be recorded on an accruals basis in the quarterly euro area b.o.p. statistics; however, this may not be the case for the monthly key items.

3.3 Capital account

(See Sections 4.1 to 4.15 inclusive, Sub-section 6, for country-specific details.)

The b.o.p. capital account covers: (i) capital transfers; and (ii) the acquisition/disposal of non-produced non-financial assets.

Capital transfers consist of: (i) transfers involving ownership of fixed assets; (ii) transfers of funds linked to, or conditional upon, the acquisition or disposal of fixed assets; and (iii) the cancellation, without any counterparts being received in return, of liabilities by creditors. Capital transfers may be in cash or in kind (such as debt forgiveness).

The distinction between current and capital transfers, in practice, rests in the use of the transfer by the recipient country. Compilers of b.o.p. statistics often encounter classification

problems in the case of debits (the recipient is a non-resident) when the use of the transfer is difficult to identify.

While the IMF's standard components of the capital account consist of a sectoral breakdown into the items general government and other sectors (with a further breakdown thereafter), the ECB compiles only a lump-sum capital account, and does not require any breakdown.

3.4 Direct investment

(See Sections 4.1 to 4.15 inclusive, Sub-section 7, for country-specific details.)

Direct investment is a category of international investment that reflects the objective of a resident entity in one economy obtaining a lasting interest in an enterprise resident in another economy. In line with international standards (IMF/OECD), the so-called 10% ownership criterion is applied to determine the existence of a lasting interest in the case of the euro area b.o.p. Thus, direct or, where known, indirect ownership of 10% or more of the equity of a non-euro area resident enterprise by euro area residents or vice-versa constitutes a direct investment relationship for the euro area. Once the direct investment has been established, all subsequent financial flows between the related entities are recorded as direct investment transactions, irrespective of the financial instrument used for the individual financial operation, with the exception of short-term flows between related banks or other financial institutions.

Following the recommendations of the IMF and Eurostat/OECD guidelines, direct investment relationships of the euro area are recorded using the *directional principle*, implying that the financial transactions between the euro area resident direct investor and the extra-euro area direct investment enterprises are classified as direct investment abroad in the euro area b.o.p. Symmetrically, the financial transactions between resident direct investment enterprises

and extra-euro area direct investors are classified under direct investment in the reporting economy in the euro area b.o.p.

The components of *direct investment* transactions are equity capital, reinvested earnings, and other capital associated with various inter-company debt transactions. *Equity capital* comprises equity in branches, all shares in subsidiaries and associates. *Reinvested earnings* consist of the offsetting entry to the direct investor's share of earnings not distributed as dividends by subsidiaries or associates and earnings of branches not remitted to the direct investor recorded under investment income. *Other capital* covers all inter-company financial transactions (borrowing and lending of funds) – including debt securities and suppliers' credits (i.e. trade credits) – between direct investors and subsidiaries, branches and associates.

Up to December 1999 the monthly and quarterly direct investment accounts of ECB statistics only distinguish between inward and outward direct investment to and from the euro area. From January 2000 onwards new statistical requirements will be implemented for both inward and outward direct investment, which will ask for the split into the various components of direct investment.

3.5 Portfolio investment

(See Sections 4.1 to 4.15 inclusive, Sub-section 8, for country-specific details.)

The euro area portfolio investment account includes: (i) equity securities; and (ii) debt securities in the form of bonds and notes and money market instruments, unless they are categorised either as direct investment or as reserve assets. *Financial derivatives* are excluded from portfolio investment and are shown in a separate category of the financial account, in line with recent IMF recommendations. Net transactions in securities issued by non-euro area residents are shown under the assets in the euro area

b.o.p., whereas the liabilities side is compiled by taking out the intra-euro area assets from the aggregation of national liabilities.

The *equity securities* item covers all instruments and records acknowledging, after the claims of all creditors have been met, claims on the residual value of incorporated enterprises. Shares, stocks, preferred stock or shares, participation, or similar documents usually denote ownership of equity. Transactions of shares of collective investment institutions, e.g. investment funds, are also included.

Bonds and notes are, in principle, securities issued with an initial maturity of more than one year which usually give the holder: (i) the unconditional right to a fixed monetary income or contractually determined variable monetary income (payment of interest being independent upon the earnings of the debtor); and (ii) the unconditional right to a fixed sum in repayment of principal on a specified date or dates. Transactions in securities issued with a maturity of more than one year are always classified as bonds and notes in the euro area b.o.p./i.i.p., even though their residual maturity at the time of the investment may be less than one year.

Unlike bonds and notes, *money market instruments* are securities issued with an initial maturity of one year or less. They generally give the holder the unconditional right to receive a stated, fixed sum of money on a specified date. These instruments are usually traded, at a discount, in organised markets; the discount is dependent upon the interest rate and the time remaining to maturity. Examples of instruments included are Treasury bills, commercial and financial paper and bankers' acceptances.

By contrast transactions based on *repurchase agreements* and other repo-type transactions (sell/buy-back and bond lending) for debt securities are included in the euro area other investment account.

The recording of portfolio investment transactions in the euro area b.o.p. takes place

when the euro area creditors or debtors enter the claim or liability respectively in their books. Transactions are recorded at the effective price paid or received, less commissions and expenses. Thus, in the case of securities with coupon interest, the interest accrued from the last maturity is included, and, in that of securities issued at a discount, the interest accumulated since the issue is included. Offsetting entries for interest accrued are required on a quarterly basis; they are simply recommended for the compilation of the monthly key items, in line with the requirements for the investment income account.

3.6 Financial derivatives

(See Sections 4.1 to 4.15 inclusive, Sub-section 9, for country-specific details.)

Financial derivatives are financial instruments that are linked to a specific financial instrument, indicator or commodity, and through which specific financial risks can be traded in financial markets in their own right. Transactions in financial derivatives are treated as separate transactions, rather than as integral parts of the value of underlying transactions to which they may be linked. Transactions in *options*, *futures*, *swaps*, *forward foreign exchange contracts*, *credit derivatives* and *embedded derivatives* are recorded in the euro area b.o.p.

The recording of transactions in financial derivatives takes place when the euro area creditors or debtors enter the claim or liability respectively in their books. Owing to practical problems involved in separating the asset and liability flows for some derivative instruments in a meaningful way, all financial derivatives transactions in the euro area b.o.p. are being recorded on a net basis.

Net flows associated with *interest rate derivatives* are recorded as financial derivatives, not as interest flows, in line with recent international agreement. Moreover, the classification of specific instruments of credit

derivatives should be decided upon on a case-by-case basis.

Initial margin payments are regarded as changes in deposits and should be recorded, if identifiable, in the other investment account. The treatment of *variation margin payments* depends on the form of the variation margin: *options-style variation margins* are regarded, in principle, as changes in deposits and should be recorded, if identifiable, under other investment.

Futures-style variation margin payments are regarded, in principle, as transactions in derivatives and should be recorded in the financial derivatives account. In the case of options, the full premium (i.e. the purchase/sale price of the options and the implied service charge) is recorded in the financial account.

3.7 Other investment

(See Sections 4.1 to 4.15 inclusive, Sub-section 10, for country-specific details.)

The b.o.p. other investment account is defined as a residual category that includes all financial transactions not covered under direct investment, portfolio investment, financial derivatives or reserve assets accounts.

Other investment covers: (i) trade credits; (ii) loans/currency and deposits; and (iii) other assets/other liabilities.

Trade credits consist of claims or liabilities arising from the direct extension of credit by euro area suppliers or buyers respectively for transactions in goods and services and advance payments for work in progress (or to be undertaken) that is associated with such transactions.

Loans/currency and deposits comprise transactions in the following financial instruments: loans, i.e. those financial assets created through the direct lending of funds by a creditor (lender) to a debtor (borrower) through an arrangement in which the lender either receives no security

evidencing the transactions or receives a non-negotiable document or instrument: deposits; repo-type operations and currency. Included are, inter alia, loans to finance trade, other loans and advances (including mortgages). In addition, financial leases are covered.

All repo-type operations, i.e. repurchase agreements, sell/buy-back operations and bond lending, are treated in the euro area b.o.p. as collateralised loans, thus not as outright purchases/sales of securities, and recorded under the other investment account, within the euro area resident sector that carries out the operation. This treatment, which is also in line with the accounting practice of banks and other financial corporations, is intended to better reflect the economic rationale behind these financial instruments. The firm commitment to repurchase the securities implies that the economic ownership remains with the original owner, who retains the risks and rewards associated with the ownership, while not necessarily retaining legal title. Such procedure is, in addition, consistent with the treatment in money and banking statistics and with the current practice in the MFI sector.

Likewise, all reversible gold transactions have to be treated as repos and recorded accordingly. Although there is a formal difference between gold swaps and gold repos, as the gold changes ownership (and no longer appears in the balance sheet of the cash-taker) only in the case of the former, the economic rationale behind gold swaps/loans is certainly in line with the spirit of the definition of repurchase agreements and has a very similar economic effect to traditional repos on securities. This conclusion is also considered to be in line with current European banking accounting directives and practices.

Other assets/other liabilities cover all items other than trade credits, loans and currency and deposits. For example, capital subscriptions of the participating Member States to international non-monetary organisations are classified as miscellaneous receivable and payable accounts in this category.

3.8 Reserve assets

(See Sections 4.1 to 4.15 inclusive, Sub-section II, for country-specific details.)

The concepts and definition of the Eurosystem's international reserves were approved by the Governing Council of the ECB in March 1999. The reserve assets of the euro area consist of the Eurosystem's reserve assets, e.g. the ECB's reserve assets and the reserve assets held by the NCBs of the participating Member States. Reserve assets must:

- be under the effective control of the relevant monetary authority, either the ECB or the NCBs of the participating Member States; and
- refer to highly liquid, marketable and creditworthy foreign currency-denominated claims on non-residents of the euro area, both at the national and at the euro area level, plus gold, special drawing rights and the reserve positions in the IMF of the participating NCBs.

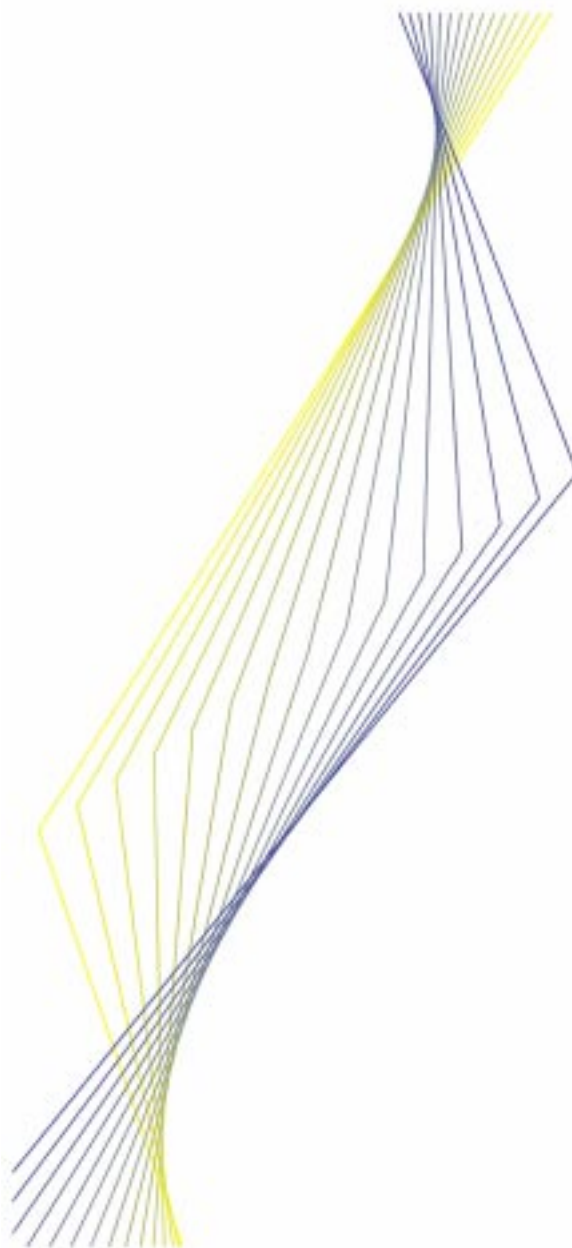
The Eurosystem's reserves are compiled on a gross basis without any netting-off of reserve-related liabilities. The valuation is based on market prices, using:

- the prevailing market prices at the time when the transaction takes place for transactions; and
- the closing mid-market prices at the end of the appropriate period for holdings. For the conversion of foreign currency-denominated assets into euro, the respective exchange rate is chosen and applied in a similar way.



EUROPEAN CENTRAL BANK

4 Country-specific details



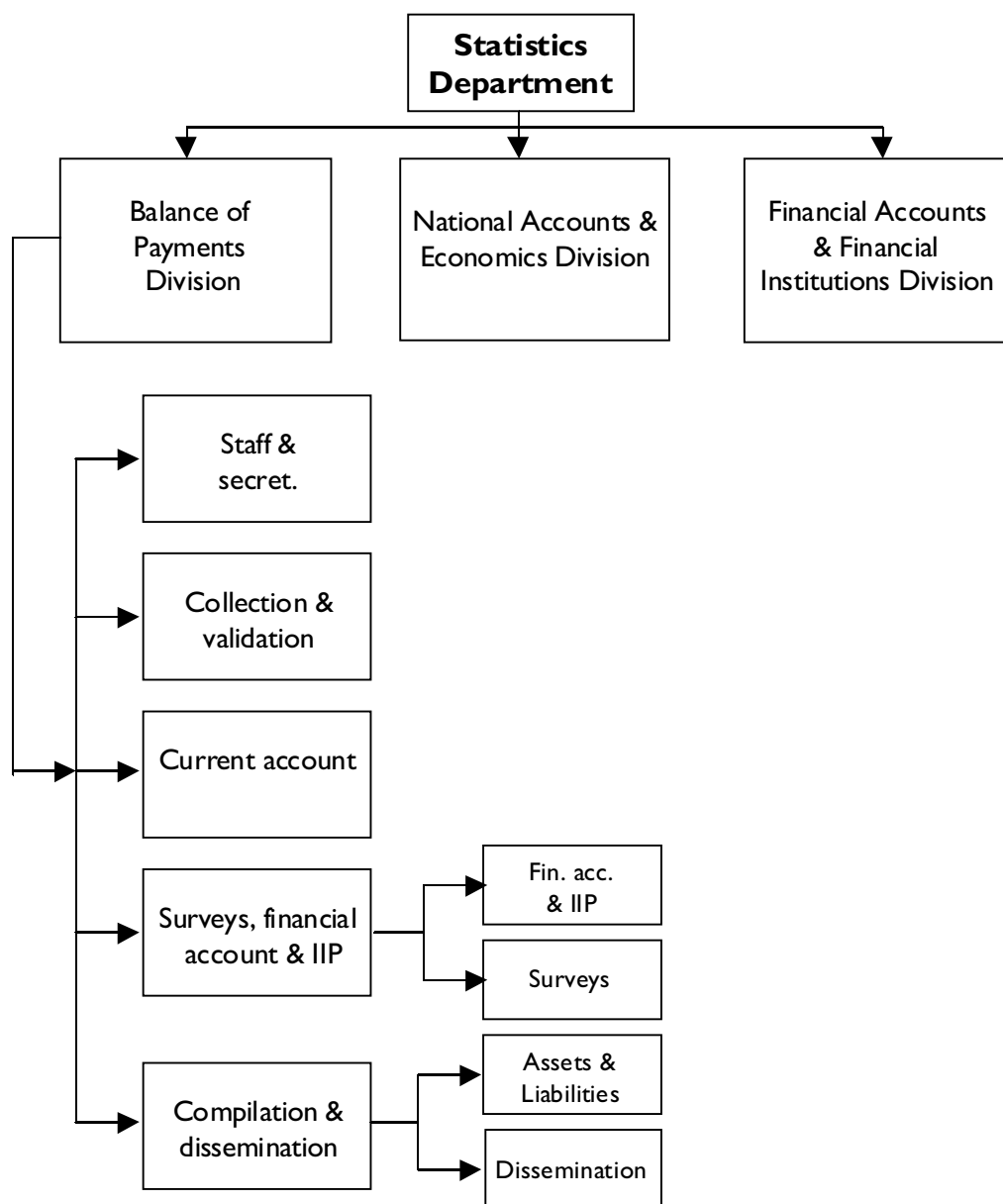
**Belgium
Luxembourg**

November 1999

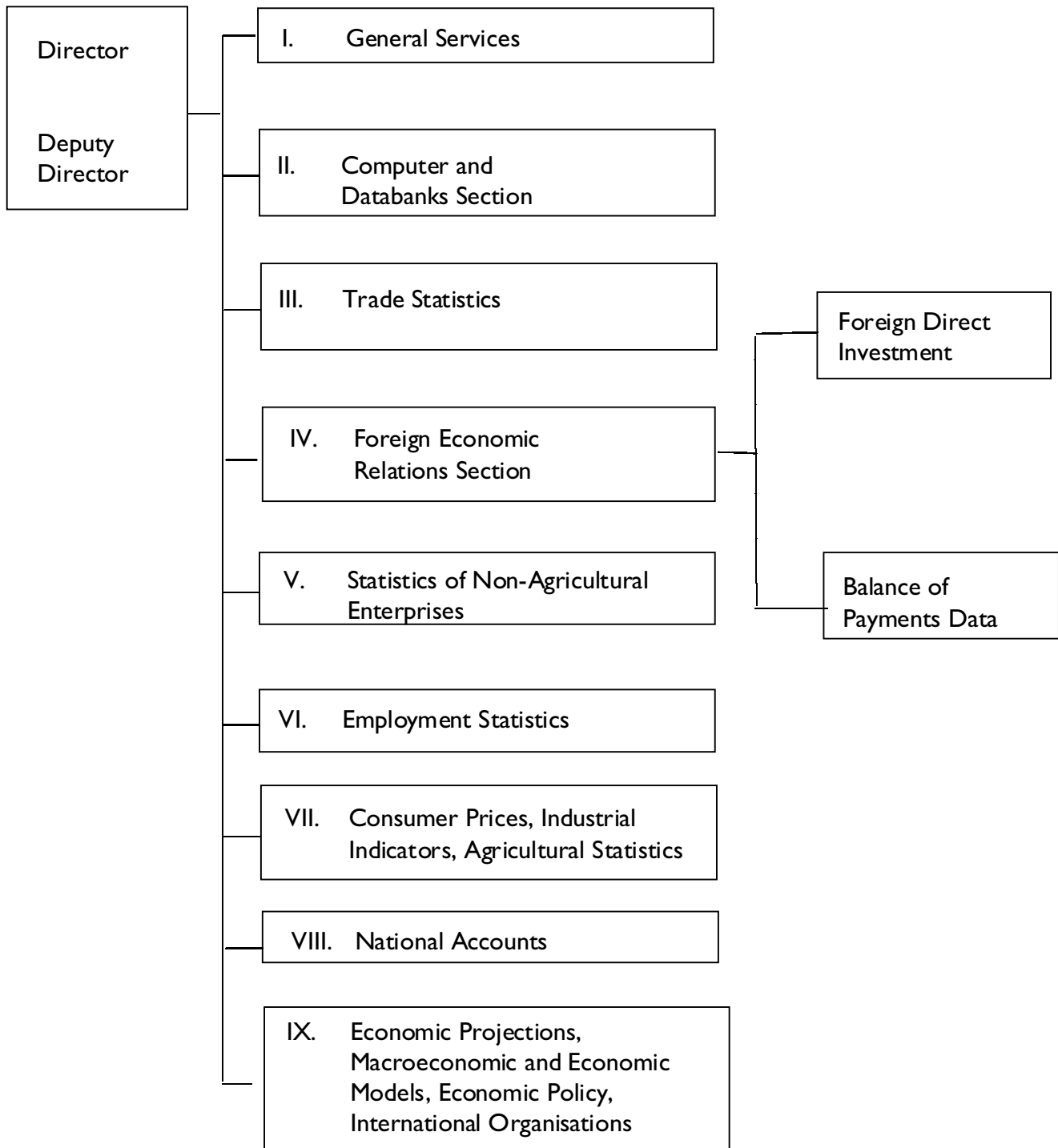
Belgium / Luxembourg

4.1.1 Organisational Chart(s)

National Bank of Belgium



STATEC



4.1.2 Institutional aspects

4.1.2.1 Introduction

The Belgian-Luxembourg Economic Union (BLEU) was initiated in 1921 when the official agreement confirming the monetary association between the two countries was signed. In 1944 the Belgian-Luxembourg Exchange Institute (BLEI) was set up for foreign exchange control purposes. From the very outset, the information collected in the framework of the exchange control was used as basic data to produce a joint balance of payments (b.o.p.) for the two countries. Capital movements were gradually liberalised from 1950 onwards. In 1990 the last remaining foreign exchange control, the two-tier foreign exchange market, was abolished. Consequently, the task of the BLEI became a purely statistical one.

On 1 January 1999, with the advent of Monetary Union, the BLEU was integrated into a wider union. Until 1 January 2002, the BLEI will continue to provide b.o.p. data for the BLEU. From 2002 onwards Belgium and Luxembourg will provide separate data.

4.1.2.2 Legislative provisions

(i) Belgium

The current revised data collection system is defined in the BLEI law of 2 January 1991, as amended by the law of 22 July 1993 and the law of 12 December 1996. The Royal Decree necessary for its full application is dated 13 April 1997. The related adapted regulations have been published by Ministerial Decree of 5 August 1998.

(ii) Luxembourg

The regulations currently in force are the Grand-Ducal Decree of 10 November 1944 (as amended), which relates to exchange control, the Grand-Ducal execution regulation of 19 July 1997, which relates to foreign payments and the b.o.p., and the Ministerial Decree of 13 November 1998 which relates to the

publication of the BLEI rules to be applied by the reporting agents.

In 1993 some changes were made to the above-mentioned Grand-Ducal Decree in order to provide the legal basis for the compilation of the Luxembourg b.o.p. The Service Central de la Statistique et des Etudes économiques (STATEC) is responsible for establishing the b.o.p. in co-operation with the BLEI, the Nationale Bank van België/Banque Nationale de Belgique (NBB/BNB) and the Institut monétaire luxembourgeois (IML). The setting up of the Banque centrale du Luxembourg (BcL) necessitates a new legislative framework in the field of the b.o.p. compilation. This framework has been approved by BcL and is due for approval by Government. The hereafter described activities of the BcL in the field of b.o.p. statistics relate to the future content of this not yet formalised agreement. The main source of information is the BLEI collection system.

4.1.2.3 Internal organisation

(i) BLEI and the NBB/BNB

The BLEI is a Belgian public institution, the administration of which has been delegated to the NBB/BNB. Since the creation of a Statistical Department, the tasks of the BLEI are fulfilled by the Balance of Payments Division of this department. The BLEI is managed by a Board consisting of seven members from Belgium and three members from Luxembourg. The President of the Board is the Governor of the NBB/BNB and the Vice-President of the Board is the Governor of the BcL; all decisions taken by the Board are executed by the Secretary of the BLEI.

On behalf of the BLEI, the Balance of Payments Division of the NBB/BNB collects data from credit institutions and enterprises and carries out data control and data processing functions. The resolution of methodological issues related to the b.o.p. of the BLEU and its compilation are among the statistical tasks performed by the NBB/BNB.

The Balance of Payments Division of the NBB/BNB has been reorganised to reflect the new data collecting, processing and compilation system, which includes surveys on stocks (trade credits, direct investment and portfolio investment). At present, it consists of five sections which deal with:

- data collection and validation controls;
- the current account and the new capital account;
- the financial account and the international investment position (i.i.p.);
- compilation and dissemination;
- the organisation of surveys.

In addition to these sections, a quality control unit is operational.

Some of the data on the balance sheets of companies which are collected by the Data Exchange Department are currently used for checking and validation purposes. Moreover, a systematic comparison is made, from 1995 onwards, between the external trade data and the goods items of the b.o.p. for Belgium.

(ii) Banque Centrale du Luxembourg (BcL)

The statistics department of the BcL is in charge of establishing statistical data in the area of money and banking statistics. Owing to the fact that the actual b.o.p. data are still compiled by the BLEI, the balance of payments section is not in charge of any data compilation, with the exception of the monthly compilation of the stocks data on reserve assets. It is, however, in charge of methodological issues and relations with international organisations. Currently, its main responsibility is the development of the infrastructure necessary to compile the Luxembourg b.o.p. as from 1 January 2002.

The balance of payments section of the BcL, in co-operation with the BLEI, maintains and establishes contacts with the reporting agents in the financial sector.

(iii) STATEC

STATEC is responsible for centralising all statistical information and for co-ordinating Luxembourg's statistical system. STATEC

comprises eight sections, one of which – the Foreign Economic Relations (Statistics) Section – is responsible for compiling foreign direct investment and b.o.p. data.

In the field of the b.o.p., STATEC is in charge of specific methodological issues and is responsible for establishing a quarterly current account for Luxembourg. STATEC is represented in the main decision-making bodies at the level of the European Commission (Eurostat).

STATEC, in co-operation with BLEI, maintains and establishes contacts with reporting agents in the non-financial sector.

4.1.2.4 External co-operation

The Balance of Payments Division and Research Department of the NBB/BNB liaise closely with one another. The latter was responsible for compiling the b.o.p., on the basis of data collected by the BLEI, from 1947 to 1993. The Research Department is still responsible for analysing data and for producing estimates for the current year as well as short-term estimates. It carries out comparisons with various other types of statistics, such as the national accounts, and investigates their coherence. The Research Department also shares competence in the field of b.o.p. methodology with the Statistical Department – Balance of Payments Division.

To ensure: (i) the consistency of the current accounts of Belgium and Luxembourg with the current account of the BLEU, on the one hand; and (ii) the consistency of the external assets and liabilities of the Luxembourg banks with their balance sheets as reported to the BcL, on the other, there is also close co-operation between the NBB/BNB, the BLEI, STATEC and the BcL.

The BLEI collects data for the compilation of both the b.o.p. for the BLEU and the current accounts of Belgium and Luxembourg (under the Maastricht Treaty, a separate current

account for each Member State is one of the secondary criteria to be taken into consideration with regard to participation in Economic and Monetary Union (EMU)). These data are transmitted to the institutions which are responsible by law for compiling the b.o.p., namely the NBB/BNB, which is in charge of the BLEU b.o.p. and the Belgian current account, and STATEC, which, in co-operation with the BcL, is responsible for the current account of Luxembourg. Another task of the NBB/BNB and the BcL is to collect data in relation to the international activities of credit institutions and to report this information to the Bank for International Settlements (BIS).

4.1.2.5 Users

The national compilers, i.e. the NBB/BNB and STATEC/the BcL, are responsible both for reporting to international organisations and for publishing all related statistics. International organisations, such as the ECB, the International Monetary Fund (IMF), the Statistical Office of the European Communities (Eurostat), the Organization for Economic Cooperation and Development (OECD) and the Bank for International Settlements (BIS), are provided with data on the BLEU b.o.p.

4.1.3 Statistical system

4.1.3.1 Type of collection system

The collection system used to report statistical data for the b.o.p. is an “*international transactions reporting system (ITRS) of the closed type*” which is based on the collection of settlements. A system is said to be closed when all changes in the external positions of the reporting banks, taken individually, must be supported by the reporting of all the flows affecting these positions. The position at the beginning of the reporting period plus the transactions during that period equal the position at the end of the reporting period. As a consequence, the statistical reports are self-balancing statements.

In order to produce a sectoral breakdown of portfolio investment and other investment for the banking sector b.o.p. flows are derived from the balance sheets of banks.

For some components of the current account administrative sources are used:

- income of employees – social security information;
- transactions of the European institutions; and
- insurance data from the supervisory authority for insurance companies.

Furthermore, for portfolio investment, some flows data are adjusted on the basis of specific statistics from general government. In addition, for flows of direct investment, some adjustments are made on the basis of information taken from specialised media.

Within the framework of the i.i.p., stocks data are used for the banking sector and general government, as well as stock exchange information for the adjustment of prices relating to portfolio investment.

4.1.3.2 Reporting agents

(i) *Banks*: These are banks and other financial institutions, as defined in the Second EU Banking Directive. Coverage will be extended to include non-bank institutions in order to cover the monetary financial institution (MFI) sector. The “Office des Chèques Postaux”, Belgium, and the “Comptes Chèques Postaux”, Luxembourg (CCPL), are assimilated to a credit institution for b.o.p. reporting purposes. Banks are required to report all external transactions undertaken on behalf of their customers and for their own account, as well as interbank operations affecting their external positions. These reports are of the “closed” type and are established on a daily basis and in the original currencies. Moreover, they report their assets and liabilities vis-à-vis non-resident counterparts on both a monthly and a quarterly basis. Since 1 January 1999, data related to the

currencies of countries which now form part of the euro area have been reported in euro.

(ii) *Direct respondents*: Enterprises have to report all transactions settled through a channel other than resident credit institutions directly to the BLEI. This reporting covers bank accounts abroad, netting procedures and current accounts. Some general direct respondents (GDRs) (similar to the French general direct reporting companies, or DDGs) report directly to the BLEI on all transactions with non-residents. These reports are denominated either in the original currencies or, as from 1999, in euro.

(iii) *Monetary authorities*: The NBB/BNB and the BcL provide data on reserve assets and other transactions of the monetary authorities.

Within the framework of the new legislation in force since 1991, as amended in 1996, the BLEI is authorised to organise surveys for the compilation of the b.o.p./i.i.p. At the moment, three surveys have been developed, namely:

- one on *trade credits*, which is aimed at collecting data on the claims and debts resulting from transactions in goods on a monthly basis;
- one on foreign *direct investment*, both in countries abroad and in the two countries of the BLEU, which covers stocks and flows data on equity capital, results, dividends, loans, interest payments and commercial credits as well as some other economic data for each direct investment relationship; and
- one on *portfolio investment* (as from 1997), which is aimed at collecting data on foreign securities held as investments either directly by enterprises or in custody by domestic custodians (for Belgium only).

4.1.3.3 Thresholds

Simplification, justification and identification thresholds are applied in the BLEI collection system.

A simplification threshold is applied and set at EUR 9,000 for both receipts and expenditure. Below this threshold, no information is required concerning the nature of the underlying transaction or the country of the non-resident counterpart. The lump sum registered as such is broken down according to a key based on historical data. The adjustment key will have to be modified in the future. The introduction of a survey for transactions below the threshold is thus being considered.

For transactions above this simplification threshold, the economic nature of the transaction and the country of residence of the counterpart have to be supplied. In addition, for reports on outgoing payments, a written justification is required for amounts in excess of EUR 9,000, given that this information should be readily available, as customers have to fill in a payment order for the bank. In view of the fact that written justification is far more burdensome in the case of incoming payments, because the resident receives the money before the reporting form is completed, the threshold for written justification has been raised to EUR 625,000.

A third threshold of EUR 25,000 is used to identify the resident payer or payee. The identification number of the resident concerned only has to be reported for payments in excess of this amount.

Above a fourth threshold of EUR 2,500,000, banks have to identify the resident banking counterpart for interbank transactions.

4.1.3.4 Availability of data

Separate current accounts for Belgium and Luxembourg were established in 1995. However, for the purposes of the financial account, monthly, quarterly and annual data are only available for the BLEU.

A complete BLEU b.o.p. (monthly, quarterly and annual data) is made available in accordance

with most of the major IMF standard components, together with a full geographical breakdown. However, the geographical allocation for some estimates made at a high level of aggregation has yet to be determined.

4.1.3.5 Timeliness

The reporting banks have five working days and 11 working days within which to submit their daily reports and their assets and liabilities statements respectively. Direct respondents have 15 working days after the end of the reporting month to submit their reports. Some adjustments are made to cover any data missing when direct respondents are late in sending their reports. A similar procedure is followed for the banking statements. This procedure will enable the NBB/BNB to respect the six-week time-lag granted by the ECB for the submission of the key monthly items data.

4.1.3.6 Compilation frequency

With regard to publication, the b.o.p. of the BLEU is currently compiled on a quarterly basis with a monthly breakdown; however, for ECB purposes only, a monthly b.o.p. is also compiled.

4.1.3.7 Data controls

Data are checked within the mainframe environment for validation purposes, as well as at the technical level, to verify their content (adequacy, completeness, etc.) and cohesion. These controls consist in checking, inter alia, the accuracy of the identification number and in performing certain cross-checks (transaction, country and currency codes). One of the in-house cohesion controls is aimed at verifying the consistency of each individual report. Corrections are made to the individual data stored in the mainframe. This correction process is closely monitored using the following files: a file for basic data, including all accepted data; a file for correction purposes; and a

historical file, which provides information on the different stages through which a record passes.

Individual controls are carried out on a transaction-by-transaction basis. These controls consist in an evaluation of a selection of individual transactions, based on ad hoc criteria for each item, the result of which may be corrections. Some plausibility analysis is also carried out for each b.o.p. component at two levels: by transaction code (time series) and by respondent (on the basis of its profile). Systematic comparisons are made within the Infocentre environment using external information, such as balance sheets (a check for the FDI survey) and foreign trade statistics (a check for the goods item of the b.o.p.; this is performed on a quarterly basis for about 1,100 enterprises, representing more than 60% of total import-export transactions).

In order to maintain the closed system and to be able to compile a separate current account for Belgium and Luxembourg, all transactions between Belgium and Luxembourg must be recorded as foreign payments. However, for capital and financial flows, the nature of transactions is not identified. Current account transactions (flows) between Belgium and Luxembourg are thus reported by both countries as part of the same statistical system, but the data collected nevertheless show serious discrepancies. The BLEI, the NBB/BNB, STATEC and the BcL are co-operating closely to minimise such discrepancies.

4.1.3.8 Revision policy

Data revision is a continuous process. Individual records can be updated on a daily basis. These updates can be tracked in detail via historical files. Aggregated data for dissemination are currently revised as follows.

Monthly figures are produced within six weeks, in order to fulfil the requirements of the ECB. The revision process is carried out at a quarterly and an annual frequency. The revision

of a year or a quarter involves the revision of every month concerned.

Month	Quarter	Year
M + 6 weeks	Q + 3 M	Y + 3 M
	Q + 6 M	Y + 9 M
		Y + 15 M

The time periods given for reporting are as from the end of the month, quarter or year concerned.

4.1.3.9 Publication

The current national presentation of the BLEU b.o.p. and of the separate current accounts of Belgium and Luxembourg are, in principle, in line with the IMF Balance of Payments Manual (5th edition) or BPM5.

Publication takes place on a quarterly basis and includes monthly data.

The titles of publications produced by the NBB/BNB, STATEC and the BcL are listed in Sub-section 4.1.13.1.

The figures for the BLEU b.o.p. and for the current account for Belgium are available on the NBB/BNB's Web site (www.nbb.be). The Luxembourg current account data can be found on STATEC's Web site (www.statec.lu).

The main internal users of the b.o.p./i.i.p. data are the Research Department and the Statistical Department; banks, ministries, professional associations, embassies, universities and students are regular external users.

As Belgium participates in the Special Data Dissemination Standards (SDDS) system, the release data for b.o.p./i.i.p. and reserve assets are published in advance.

4.1.4 Monthly key items

4.1.4.1 Availability of monthly key items

The monthly key items are available within the six-week time period; however, these data have a lower degree of reliability and coverage and are completed using estimates for certain missing respondents.

Monthly b.o.p. statistics (flows) are published in the quarterly bulletin on a transaction basis, together with a limited sectoral breakdown (in accordance with the BPM5).

4.1.4.2 Estimation methods for monthly key items

4.1.4.2.1 For trade in goods

The goods item is computed on a transaction basis in line with the preliminary results of an ad hoc survey on trade credits. The settlement figures, registered via the ITRS, are adjusted in order to take account of the results of the survey. No estimates are made in the event of missing data. Furthermore, there is no valuation of the imports on an f.o.b. basis. The value remains purely on an invoice basis. No seasonal adjustment is made.

The geographical breakdown refers to the country of the counterpart to the settlement; these data probably closely reflect the country of origin/destination. Within this framework, it is indeed possible to identify, in the same way, the transactions with the countries not yet participating in EMU.

The goods item is revised – as are all items – in accordance with the general revision calendar (see Sub-section 4.1.3.8.). B.o.p. data have been almost compliant with BPM5 standards since 1995. Owing to the data sources used at present and the related registration procedures, the b.o.p. general merchandise item is near to the concept of “general trade”, because goods stored in bonded warehouses are registered as

imports and vice versa for goods removed from storage in bonded warehouses.

4.1.4.2.2 For investment income

Investment income flows are calculated on the basis of the i.i.p. stocks for the main items of the i.i.p. An average return is defined and applied to the stocks data for the previous year; this is then compared with the results of the same process for the stocks data of the year before. The magnitude of the variation between the two sets of data is used to adjust the b.o.p. data. In order to obtain monthly figures, the annual figure is divided by 12. The result is a very rough proxy of accruals.

The breakdown by sub-component is available for the main items: direct, portfolio and other investment. For the time being, reinvested earnings are not estimated.

The split, which will be required in future, between euro area issuers and non-euro area issuers for portfolio investment is not available. This implies the implementation of a new collection procedure for portfolio investment data (flows and stocks) based on security-by-security reporting; the related income would then be estimated on this new basis.

The revision process is limited to one single revision which takes place when the i.i.p. for the following year becomes available.

4.1.4.2.3 For direct investment

No specific estimates are made.

4.1.4.2.4 For portfolio investment

The figures are based on the settlement data collected via the ITRS. These data are nevertheless adjusted for the banking sector on the basis of its assets/liabilities data, and for the general government sector on the basis of ad

hoc statistics related to short and long-term securities.

Until now, no write-off item for accrued interest is computed, whether for monthly, quarterly or annual data.

4.1.4.2.5 For financial derivatives

For financial derivatives and other investment, no specific estimates are made. The available data are taken from the ITRS, in which ad hoc transaction codes are identified in order to isolate those components. No further adjustments are made to ensure that derivatives fulfil the required methodology for options and futures.

4.1.4.2.6 For other investment

See Sub-section 4.1.4.2.5 above.

4.1.5 Investment income

4.1.5.1 Specific features of data collection

4.1.5.1.1 General

As a consequence of the way in which incomes are computed, no specific bias towards the under-recording of credits is observed. Nevertheless, in the ITRS a phenomenon of under-recording does appear, owing to the lack of a breakdown, at maturity date, between income and capital.

In the long run, a distinction between income related to euro area assets and that related to non-euro area assets will be possible (see Sub-section 4.1.4.2).

By virtue of the compilation method, the data are not adjusted further or reconciled in relation to the different frequencies or stages of publication.

The geographical allocation refers initially to the country of settlement, both for the debits and the credits, in anticipation of an ad hoc collection procedure for the credit side. The same breakdown is available for historical data. The sole exception to this allocation principle relates to the income derived from the banking sector's assets, where the debtor principle can be applied.

4.1.5.1.2 Income on direct investment

The rate of return is based on an evaluation of the return on shares.

The revision process is currently limited to one revision, related to the availability of the most recent i.i.p.

4.1.5.1.3 Income on portfolio investment

For both equity and bonds/notes, income is calculated on the basis of stocks data. The return on equities is based on an average return for the stock exchange, adjusted for exceptional behaviour of the stock exchange. Taking into account the calculation process, all instruments are treated in the same way, i.e. there is no specific treatment for different kinds of bonds (e.g. zero coupon bonds or indexed bonds). The accruals principle cannot be applied in full as yet.

4.1.5.1.4 Income on other investment

For the loans and deposits components of other investment, income is computed in the same way as for direct investment and portfolio investment, i.e. on the basis of the i.i.p.-related components. These items cover assets and liabilities of both individuals and enterprises. Furthermore, certain income transactions are not registered, such as income on trade credits and the interest share in financial leasing.

Income on reserve assets is also based on the i.i.p.

4.1.5.2 Definitions

Definitions are in line with the BPM5, except for the deviations set out in Sub-section 4.1.5.3. Since 1999 all financial derivatives have been treated as such, including those on interest rates, so that income on derivatives is no longer included in the income account.

4.1.5.3 Deviations from agreed definitions

Reinvested earnings are not yet integrated, but it is planned to do so at the end of 1999. Income on debt between related enterprises is recorded as income on other investment. A further deviation relates to income on bonds and notes between affiliates, which is recorded as portfolio investment income since the underlying transactions in the financial account cannot be recognised as direct investment transactions.

4.1.5.4 Gaps

None.

4.1.5.5 Intended harmonisation

For direct investment earnings, with regard to the registration of reinvested earnings, a calculation procedure will be developed in line with the ECB recommendations, referring to the all-inclusive approach, because the information needed to isolate the operating profit is not available.

Concerning income on portfolio investment, improvements will be made when the i.i.p. is computed in more detail (basic data will be broken down security-by-security). In that context, a more appropriate estimate of the income would be possible for specific individual instruments, and on a full accruals basis.

4.1.5.6 Estimation methods

The methods and data sources used to compile quarterly data are identical to those used for monthly data. The quarterly data are produced from a summary of monthly data.

Up to now, no portfolio investment stocks data are available with a split between euro area and non-euro area assets. The collection of data with such a breakdown started in the b.o.p. flows in mid-1998 and via the IMF Co-ordinated Portfolio Investment Survey in 1997. The results of the latter are not yet taken into account in establishing this split.

4.1.6 Capital account

4.1.6.1 Specific features of data collection

Part of the general reporting system (see Sub-section 4.1.3.2). No other source of information is used.

4.1.6.2 Definition

In principle, the definition of the capital account is in accordance with the BPM5 and the harmonisation proposals made by the ECB's Working Group on Balance of Payments and External Reserves Statistics and its predecessor. The distinction between current and capital transfers is made by using different transaction codes in the collecting system, in line with the BPM5 criteria.

For transactions with the European Commission, their data are compared with the NBB/BNB's data and included in the current or capital account according to the classification of the institutions used in their b.o.p. The same procedure is also followed for the goods and services components.

The quality of the debt forgiveness item remains very poor, but this will be evaluated in the second half of 1999.

4.1.6.3 Deviations from agreed definitions

None.

4.1.6.4 Gaps

Some information is available for other capital transfers, but the results have yet to be checked. Data availability is also very poor for debt forgiveness.

4.1.6.5 Intended harmonisation

Data on transactions with the European Commission are compared with Eurostat figures. Nevertheless, for goods and services, the Eurostat figures are used in the BLEU b.o.p. For debt forgiveness, potential sources are to be contacted, such as individual banks, government or the Office du Ducroire, a public insurance company which provides payment guarantees for Belgian exporters.

4.1.7 Direct investment

4.1.7.1 Specific features of data collection

At present, direct investment in the b.o.p. is computed on the basis of the information collected via the ITRS, where specific transaction codes are used, thus also providing a breakdown between euro area assets and non-euro area assets. Furthermore, the data from the ITRS are compared with the banking statistics – in order to improve the quality of the data for the banking sector – and with balance sheet data and media information with a view to increasing coverage and quality.

Geographical allocation is based on two criteria: (i) the country of settlement; and (ii) the split

between issuers within the euro area and non-euro area issuers in the ITRS. In the survey, the debtor/creditor principle is fully applied, with the information being collected for each individual direct investment relationship.

A procedure for the adjustment of b.o.p. figures on the basis of the direct investment survey is under evaluation and may be implemented in the medium term. Any improvement made at the level of coverage of direct investment statistics will cause problems in relation to historical data. Currently no backward adjustments are planned.

As a consequence of the full application of the rule that all transactions between affiliated enterprises should be recorded under direct investment, the transactions effected by the co-ordination centres in Belgium and the holdings in Luxembourg have considerably inflated the data for direct investment.

4.1.7.2 Definition

In principle, Belgium/Luxembourg plans to comply with the recommendations of the BPM5 and the harmonisation proposals made by the ECB's Working Group on Balance of Payments and External Reserves Statistics and its predecessor.

Special purpose entities are considered to be ordinary enterprises, regardless of the type of transactions in which they engage.

For equity capital, the main information is based on the related settlements. Those data are completed, in some cases, by using information from specialised newspapers or other documentary sources, or by using the direct investment survey results, in order to adjust the equity capital item for transactions carried out without any settlement.

On the basis of an ongoing evaluation of major financial flows registered as shares in portfolio investment, a fraction of these transactions are

reclassified as direct investment if they fulfil the ad hoc criteria.

Loans are included regardless of their maturity, and even cash management transactions are covered as far as possible.

4.1.7.3 Deviations from agreed definitions

The main deviations are the non-application of the directional principle and the non-inclusion of reinvested earnings. Adequate methods of implementation are under development. Furthermore, trade credits between related enterprises and in respect of issues of bonds and notes between related enterprises are not included in direct investment, but in other investment and portfolio investment respectively. The direct investment survey will make it possible to adjust the trade credits item in the near future, once coverage is sufficient.

4.1.7.4 Gaps

No information is as yet available on reinvested earnings.

4.1.7.5 Intended harmonisation

The survey conducted covers not only direct investment flows and stocks, but also other components (earnings, reinvested earnings and distributed earnings, as well as income on debt and Foreign Affiliated Trade Statistics (FATS)). The survey is also useful for reconciliation purposes. The information obtained from the survey is expected to rectify most of the deviations and fill the gaps mentioned, with the exception of transactions in bonds between affiliates.

4.1.7.6 Estimation methods

The information content of the quarterly data is similar to that of the monthly data. No specific estimates are made.

4.1.8 Portfolio investment

4.1.8.1 Specific features of data collection

The source for data collection on portfolio transactions is the ITRS (settlement data). The codification used for these transactions is based on a classification by instrument, by country of issuer (Belgium/Luxembourg, euro area or non-euro area) and by maturity (up to one year or more than one year). The euro area/non-euro area split has been produced since mid-1998, but it is not possible to calculate this split for historical data.

An ISIN-based collection system is not possible at present (see also Sub-section 4.1.8.5).

The geographical allocation follows the transactor principle.

There is no separate reporting system for the transactions settled through financial centres, custodians, etc.: they have to report within the framework of the ITRS. Within the Belgian-Luxembourg Economic Union (BLEU) two important clearing houses operate, namely Euroclear and Cedel. A large number of transactions passes through these clearing houses. When they act as custodians, they intervene in the transactions as counterpart for both sides of the transaction; this should theoretically result in large flows with other countries and should have a serious impact on the geographical allocation in a number of countries as well. However, in the national presentation of the b.o.p., without the geographical breakdown, those transactions relating to the role of Cedel and Euroclear as intermediaries between non-residents are neutralised.

Finally, trading in loan portfolio (securitisation of loans) is classified under portfolio investment.

4.1.8.2 Definition

In principle, Belgium/Luxembourg plans to comply with the recommendations of the BPM5 and the harmonisation proposals made by the ECB's Working Group on Balance of Payments and External Reserves Statistics and its predecessor.

For securities, the split between domestic and foreign securities is available, with a further breakdown into euro area/non-euro area assets and liabilities.

The collection system provides a single maturity breakdown; over one year (long-term) and up to one year (short-term). For long-term securities, a distinction is made between equities and bonds; for short-term securities – money market instruments – there is no further breakdown by instrument. Only for domestic issues have separate codes been created for government and other issues.

In principle, income, commissions, charges and fees on portfolio transactions should be recorded separately in the collection system; where this is not the case, however, these items are included in the settlement amount for the portfolio transaction.

As yet no offsetting entries are made for accrued interest.

4.1.8.3 Deviations from agreed definitions

In general terms, data for portfolio investment can be considered to be reliable, although there are some areas in which there is still some progress to be made.

Another deviation is the problem encountered when applying the valuation principle to the market value: the recorded value is the payment value. Nevertheless, this should be a good proxy for the market value.

Transactions in bonds between affiliated enterprises are recorded under portfolio investment and not under direct investment (see Sub-section 4.1.7.3).

4.1.8.4 Gaps

None.

4.1.8.5 Intended harmonisation

The ISIN codes have not been used so far, as the current collection system does not allow ISIN numbers to be included in the reports. Nevertheless, the use of ISIN codes and the integration of these in the actual collection system (in a parallel circuit) will be studied in the near future.

The codification used for portfolio transactions is based on a classification by instrument, by country of issuer (Belgium, Luxembourg, euro area or non-euro area) and by maturity (short-term or long-term).

4.1.8.6 Estimation methods

No estimates are involved.

4.1.9 Financial derivatives

4.1.9.1 Specific features of data collection

With regard to financial derivatives, the BLEI has modified the nomenclature and codes for derivatives in order to distinguish between the option type and others (forward, interest and currency swaps, and futures). For the former, a supplementary breakdown has been introduced in order to produce a split between assets and liabilities according to the issuer.

4.1.9.2 Definitions

See Sub-section 4.1.9.1.

4.1.9.3 Deviations from agreed definitions

The NBB/BNB complies with the recommendations of the BPM5 and the harmonisation proposals made by the Working Group on Balance of Payment and External Reserves (the former Task Force on Financial Flows and Stocks Statistics).

4.1.9.4 Gaps

None.

4.1.9.5 Intended harmonisation

None.

4.1.9.6 Estimation methods

None.

4.1.10 Other investment

4.1.10.1 Specific features of data collection

Information is based on the assets and liabilities data of the banking sector (to be extended to the MFI non-banks) for the MFI sector, and on the general collection system for the other sectors.

Data for trade credits are covered by a monthly survey, from which a sectoral breakdown can be obtained. The survey provides month-end information on assets and liabilities related to transactions on goods for 1,500 companies.

For the banking sector and the MFI-non bank sector (as from mid-1999) the flows data are

derived from stocks data (contained in their balance sheet reporting). There is an instrumental split between loans and deposits, and a sectoral breakdown is also available. The geographical breakdown can be provided, as well as a maturity split (based on the initial maturity of up to one year or more than one year). All these breakdowns are available for all periods (monthly, quarterly and annually). These breakdowns can also be supplied for historical data.

4.1.10.2 Definition

In principle, Belgium/Luxembourg plans to comply with the recommendations of the BPM5 and the harmonisation proposals made by the ECB's Working Group on Balance of Payments and External Reserves Statistics and its predecessor.

Repo transactions are included in other investment. This instrument, which is used by the banking sector, is very important; it accounts for more than 60% of transactions in Belgian government issues and around 30-40% of operations settled by Euroclear. Most of these transactions are genuine repos, although sale and buy-back transactions also occur. By contrast, bond lending is not very well-developed. Trading in loan portfolios does take place, but is not yet very significant; it is treated as portfolio transactions.

Variations on short-term claims and liabilities between affiliated companies are classified under the direct investment component.

Transactions in banknotes and coins are registered in this b.o.p. only when they involve a movement on a banking account.

4.1.10.3 Deviations from agreed definitions

Trade credits between affiliated enterprises are currently recorded under the other investment

and not under the direct investment item (see Sub-section 4.1.7.3).

4.1.10.4 Gaps

None.

4.1.10.5 Intended harmonisation

The direct investment survey will be used to record trade credits between affiliated enterprises under direct investment.

4.1.10.6 Estimation methods

None.

4.1.11 Reserve assets

4.1.11.1 Specific features of data collection

Part of the general reporting system (see Sub-section 4.1.3.2).

4.1.11.2 Definition

The information is obtained from the Accounting Department, where no problems relating to confidentiality are encountered in providing breakdowns.

Financial derivatives are recorded on a net basis. Embedded financial derivatives are recorded together with the underlying financial instruments and are not recorded and valued separately.

All transactions in reserve assets are registered at market price and converted into euro using the market exchange rates at the time of the transaction.

4.1.11.3 Deviations from agreed definitions

No significant deviations.

monetary authorities (reserve assets and other assets);

(ii) flows:

- banking sector: direct investment;
- other sectors: all items.

4.1.11.4 Gaps

Data availability does not pose a problem. The instrumental breakdown is not currently available.

The coverage is currently slightly different for general government, where the stocks data which are used for other investment are not fully in line with the similar flows data used in the b.o.p. The concepts are identical in both the i.i.p. and the b.o.p. financial accounts. As a result, the same weaknesses and gaps can be identified.

4.1.11.5 Intended harmonisation

None.

Although the IMF Co-ordinated Portfolio Investment Survey is operational in Belgium, the data provided are not yet used in the i.i.p. Luxembourg did not participate in the 1997 IMF Co-ordinated Portfolio Investment Survey and is not in a position to conduct this survey on a regular basis. Considering the fact that the survey will be repeated each year in Belgium, in the long run the data will be incorporated in the i.i.p. Nevertheless, as the response time is in theory set at six months, the results of the survey will only be used in a revised version of the corresponding i.i.p.

4.1.12 International investment position

4.1.12.1 Specific features of data collection

The production of an i.i.p. within nine months implies that many data have to be of a very provisional nature. As long as items are produced by the accumulation of flows, the time available is not an obstacle. Nevertheless, with a view to including the results of stocks data from ad hoc surveys, the period of nine months is too short, considering that it takes almost this long to collect the data; for direct investment stocks, for instance, a minimum of 12 months is needed to produce a first set of reliable data.

The breakdowns by sector and by instrument are based on the data sources. With the exception of the banking sector's assets, no euro area/non-euro area breakdown is possible for stocks data unless the survey results are used. Moreover, even if the survey results were used, these would cover only the assets side.

At present the following sources are used to compile the i.i.p. data:

(i) stocks:

banking sector:

- portfolio investment (equities, long-term debt instruments and money market instruments) and
- other investment (short-term and long-term loans and deposits);

general government:

- portfolio investment (government bonds) and
- other investment;

There are no plans at present to produce quarterly data.

4.1.12.2 Definitions

4.1.12.2.1 General

The definitions for the i.i.p. items refer to the BPM5, as do the definitions for the respective b.o.p. items.

The reconciliation process is based either on stocks or on the accumulation of flows, depending on the item concerned.

Price changes are applied for equity capital and shares, using specific stock exchange indexes for the main currencies. A reference to the country is not possible at present owing to the lack of reliable information. Different procedures are applied for quoted and unquoted shares. For real estate investment, a price adjustment is made by reference to a domestic index of real estate prices.

Exchange rate changes are calculated on the basis of the data available in foreign currencies. The conversion is calculated using the end-of-year rate by currency, so that the stocks for the previous year are estimated at current rates. The transactions are computed using the monthly average rate for the month of registration. The valuation is based on:

- the book value: banking sector (portfolio and other investment);
- the nominal value: general government (portfolio investment); and
- a proxy of the market value: other sectors (portfolio investment).

For the banking sector, equities are adjusted to a proxy of the market value in a similar way to the other sectors by applying a stock market index evaluation rate. For all other items, the valuation is applied to the registered accumulated flows.

4.1.12.2 Direct investment

As for the b.o.p., the directional principle is not applied and reinvested earnings are not calculated.

4.1.12.3 Portfolio investment

For discounted instruments the discounted value is usually taken into account, so that the difference in relation to the purchase price is included in the i.i.p.

4.1.12.4 Financial derivatives

There is no recording of financial derivatives on a gross basis. Financial derivatives are computed on the basis of accumulated flows; therefore, no valuation of market prices is carried out for the resulting stocks.

4.1.12.5 Other investment

See Sub-section 4.1.12.2.1.

4.1.12.6 Reserve assets

Stocks of reserve assets are compiled in co-operation with the Accounting Division of the NBB/BNB.

4.1.12.3 Deviations from agreed definitions

See the b.o.p. financial account.

4.1.12.4 Gaps

See the b.o.p. financial account.

4.1.12.5 Intended harmonisation

See the b.o.p. financial account.

4.1.12.6 Estimation methods

None.

4.1.13 Administration

4.1.13.1 Titles of publications

Nationale Bank van België/Banque Nationale de Belgique

Article in the "Revue Economique" (annual)
Annual Report

Statistical Bulletin (quarterly)

Banque centrale du Luxembourg (BcL)

Annual report

Bulletin (quarterly)

STATEC

Bulletin

“*Note de conjoncture*” (quarterly)

“*Annuaire statistique*” (annual)

Web site: www.statec.lu

4.1.13.2 Contributors

This country information was drafted by the ECB's Balance of Payments Statistics and External Reserves Division and subsequently amended and agreed with Belgium/Luxembourg. Enquiries of a general nature should be addressed to the Press Division of the ECB. Enquiries specific to Belgium/Luxembourg should be addressed to:

Mr. Guido Melis

Banque Nationale de Belgique

Boulevard de Berlaimont 14

B - 1000 BRUXELLES

Belgium

Tel.: (0032) 2 221 2170

Fax: (0032) 2 221 3144

Mr. Germain Stammet

Banque centrale du Luxembourg

Boulevard Royal, 2

L - 2983 LUXEMBOURG

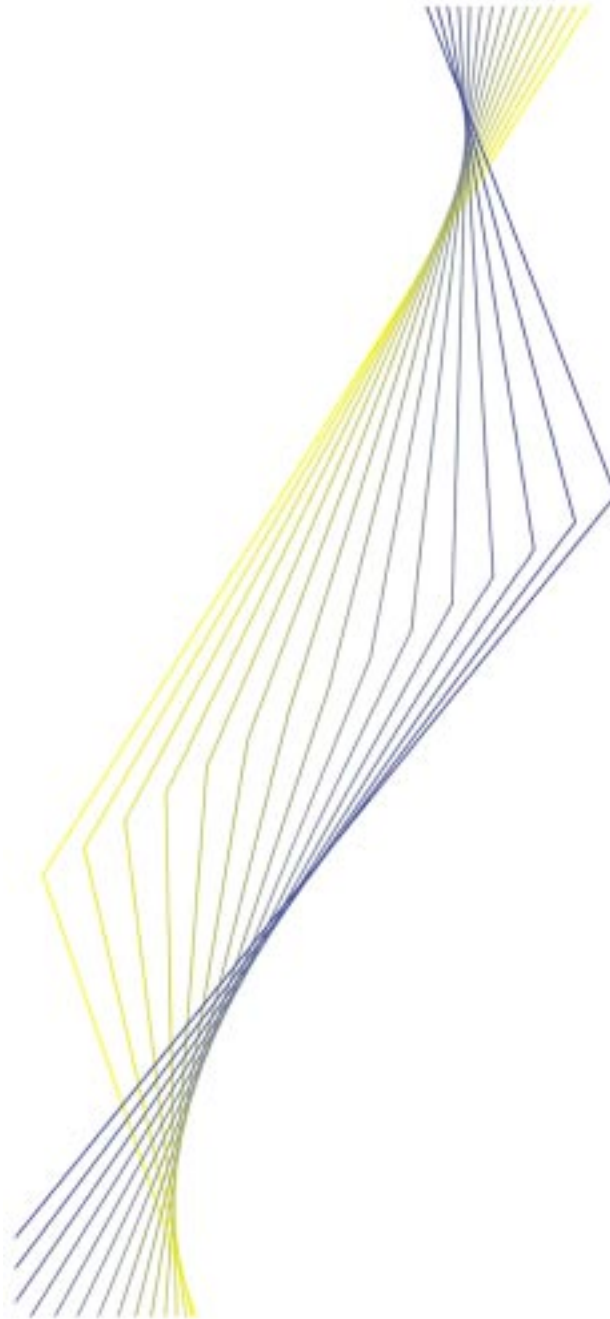
Luxembourg

Tel.: (00352) 47 74 4279

Fax: (00352) 47 74 4920



EUROPEAN CENTRAL BANK

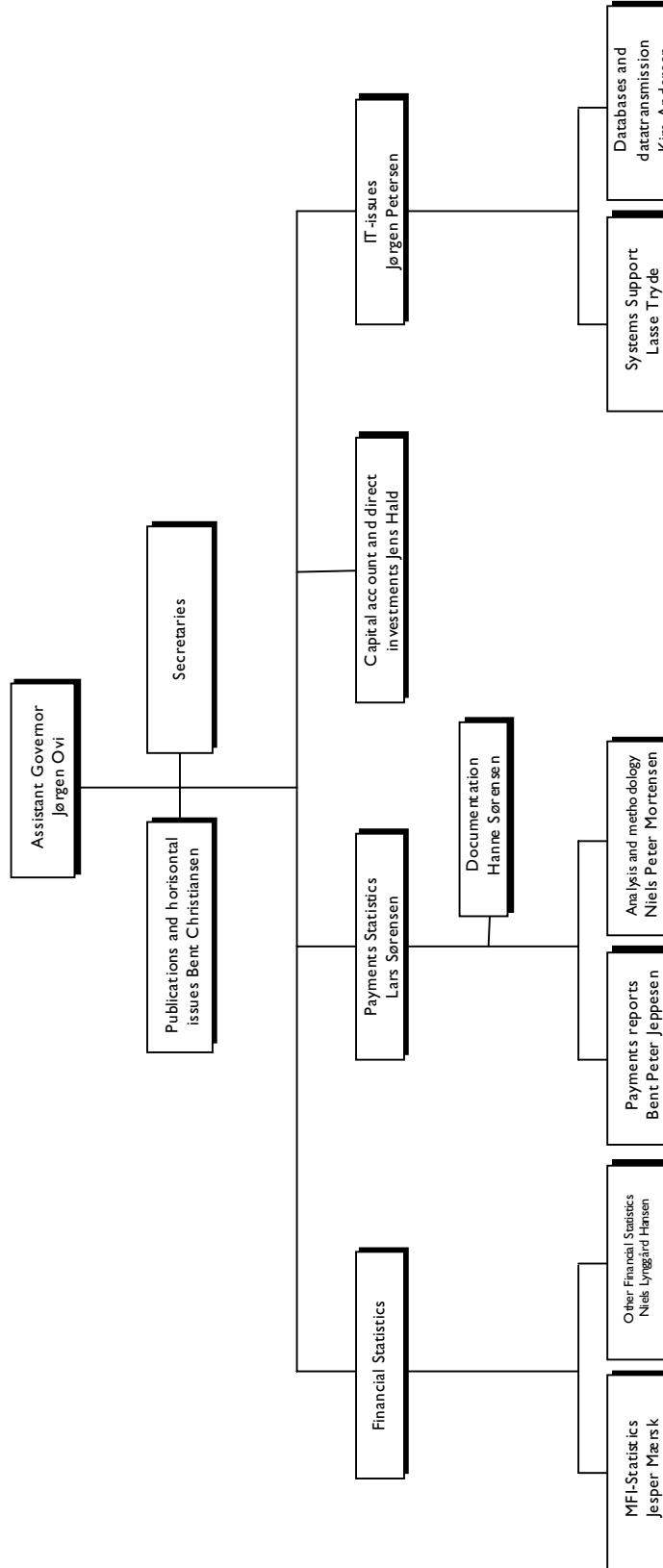


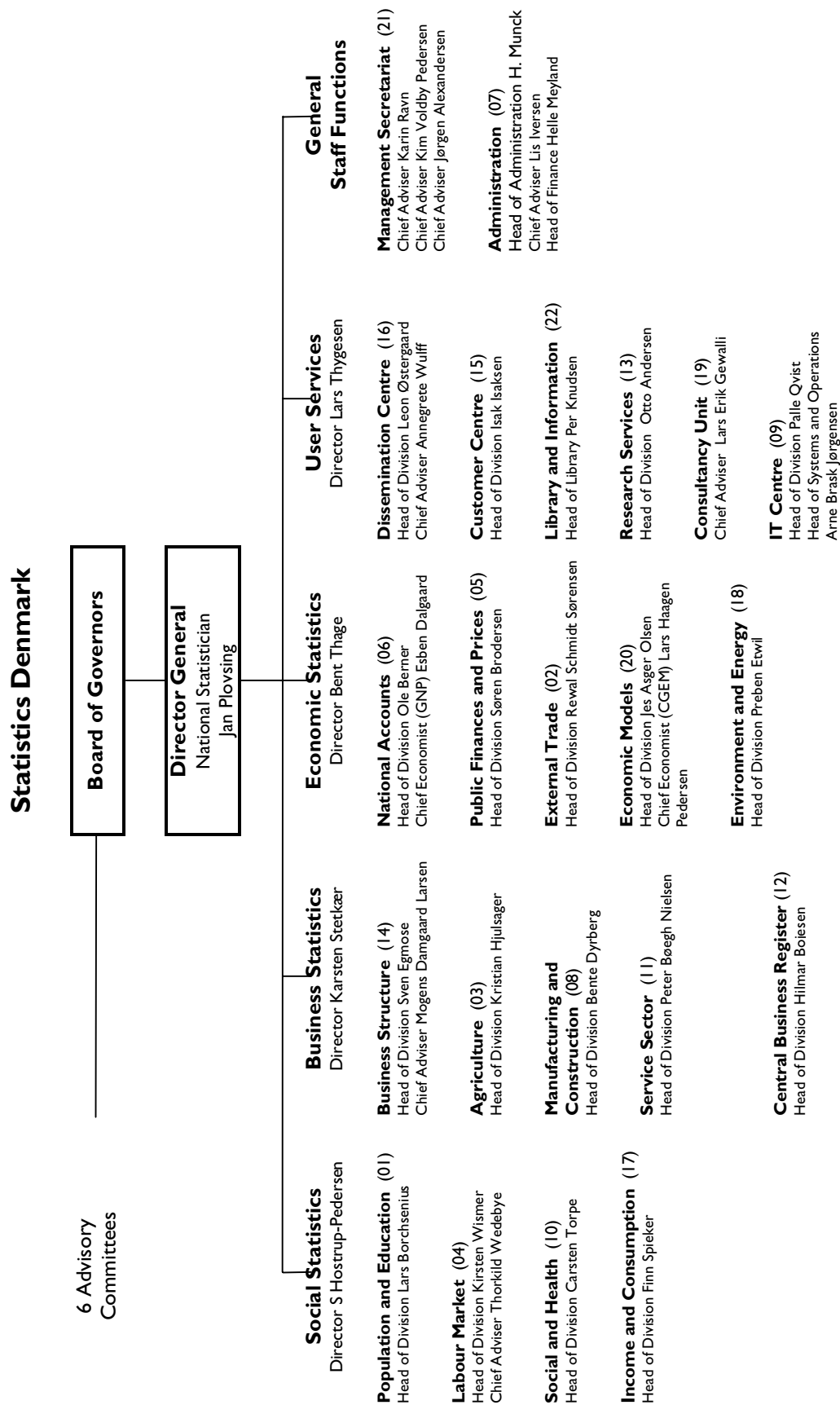
Denmark

November 1999

4.2.1 Organisational chart(s)

**Danmarks Nationalbank
Statistics Department**





4.2.2 Institutional aspects

4.2.2.1 Introduction

Responsibility for the collection and compilation of balance of payments (b.o.p.) statistics is shared between Statistics Denmark and Danmarks Nationalbank. Statistics Denmark is the official compiler of the Danish b.o.p. Danmarks Nationalbank collects all settlement data and is responsible for defining the regulations for and processing the reports on all payments to and from other countries. In addition, it collects, compiles and analyses data on the international investment position (i.i.p.), direct investment and other external assets and liabilities.

In the past, the collection and compilation of Danish b.o.p. statistics were partly determined by foreign exchange regulations. Over the past few decades, since Denmark's accession to the European Union (EU) in 1972, there has been a gradual liberalisation of exchange controls. The exchange controls in Denmark were totally abolished in 1988.

Since the impact of external transactions on the Danish economy is considerable, monthly b.o.p. statistics are seen as an essential ingredient of monetary, exchange rate and general economic policy. A new b.o.p. collection and compilation system was implemented during 1998 in order to improve the quality of b.o.p. statistics and to comply with international standards.

4.2.2.2 Legislative provisions

"Executive Orders on Foreign Exchange Regulations" are issued by the Ministry of Economic Affairs for the collection of b.o.p. statistics in Denmark. The system in place is based on the "Executive Order on Foreign Exchange Regulations" issued on 11 July 1994. The detailed regulations, reporting forms, etc. for b.o.p. statistics are based on Danmarks Nationalbank's "*Udlandsbetalinger-Indberetningsforskrifter*" of October 1998.

4.2.2.3 Internal organisation

(i) Statistics Denmark

The Balance of Payments Section of Statistics Denmark is part of the national accounts office.

(ii) Danmarks Nationalbank

Within the Statistics Department of Danmarks Nationalbank, 30 staff members are involved in b.o.p. and i.i.p. statistics, equivalent to around 28 full-time staff members.

4.2.2.4 External co-operation

Statistics Denmark and Danmarks Nationalbank liaise with one another on the compilation of data for the current account and, in particular, the trade in goods items. For purposes of producing current account data, trade in goods figures (transactions-based data compiled by Statistics Denmark) are compared with settlement data for goods collected by Danmarks Nationalbank, so that figures relating to trade in services, income, etc. can be added to the transaction-based goods figures in an appropriate manner.

Financial institutions are important external contacts. They are data providers, as well as users of b.o.p. statistics and the i.i.p. in all cases. Outside Denmark, the b.o.p. statistics are discussed with other central banks, particularly those in the Scandinavian countries.

4.2.2.5 Users

Data on b.o.p. statistics, the i.i.p. and direct investment are sent to the European Commission (Eurostat), the ECB, the Organisation for Economic Co-operation and Development (OECD) and the International Monetary Fund (IMF). Domestically, the data are forwarded to Statistics Denmark, the Ministry of Finance and the Ministry of Economic Affairs. Data on International Banking Statistics are sent to the Bank for International Settlements (BIS).

4.2.3 Statistical system

4.2.3.1 Type of collection system

During 1998 (April and October) Danmarks Nationalbank launched a new reporting system for payment and settlement statistics. The new reporting system is a ticket-based closed system in which all transactions that change an *individual* bank's external position are reported.

The reporting system consists of two different collection systems. Almost all transactions concerning securities (i.e. trading as well as yield/redemption instalments) are automatically reported by the banks without their customers being contacted. These reports are made in what is called the "securities system". Recording is carried out transaction-by-transaction. The values of the transactions in securities are split into the value of the security, accrued interest, forward premium and charges, fees and commissions.

Other transactions which change an individual bank's external position are reported in the "transfer system". Transactions are registered automatically on the basis of the bookkeeping and information is exchanged between the banks indicating the residence status of the owner of the debited account. Whenever resident customers (non-banks) are involved in the transaction, they are required to inform the bank of the purpose of payment and the country of the non-resident counterpart. This information is collected through home banking links or via other means of communication between the bank and the customer.

The main features of the reporting system are described in more detail in Danmarks Nationalbank's "Monetary Review" of the second quarter of 1999.

The banks' and Danmarks Nationalbank's own transactions in financial items are derived from changes in the relevant balance sheet items. This means that banks' and Danmarks Nationalbank's own transactions are measured net. Changes in

stocks in the monthly banking statistics reflect transactions at the market prices at the time of the transactions. Danmarks Nationalbank applies the same accounting rules. As a result, the flows data are in accordance with the recommendations of the ECB and International Monetary Fund (IMF). However, there is one minor exception. Balance sheet items in foreign currency at the end of the month are converted to Danish kroner at the end-month exchange rates. However, the effect of these valuation adjustments is offset in a separate item. Consequently, the changes in the net external positions of the banks reflect these transactions. These comments are relevant for understanding the description given later on flows data for banks (Sub-section 4.2.4) and Danmarks Nationalbank (Sub-section 4.2.11).

For supervisory and other purposes, another set of accounting rules apply to banks and Danmarks Nationalbank. The balance sheet items are valued at market prices as at the end of the period. This other set of data is used for drawing up the i.i.p.

4.2.3.2 Reporting agents

Banks report all payments handled by the banking sector.

Other residents report payments via accounts held abroad as well as setoff/netting transactions directly to Danmarks Nationalbank. For the time being, approximately 640 residents report transactions via accounts held abroad directly to Danmarks Nationalbank, divided evenly among monthly and quarterly reporting. 150 residents report setoff/netting transactions.

4.2.3.3 Thresholds

Most payments related to securities transactions are reported in the securities system regardless of any threshold.

In the transfer system other payments in excess of DKK 60,000 on behalf of residents are reported individually, together with the purpose of the payment and identification of the resident. Payments of less than DKK 60,000 are reported without the purpose of the payment or customer identification.

Payments related to transactions in which the banks themselves take part are reported regardless of any threshold. These transactions are reported in aggregate form, so that the purpose of the payment and country codes is preserved.

4.2.3.4 Availability of data

Statistics Denmark and Danmarks Nationalbank compile b.o.p. data which have, since January 1997 for monthly data and as from the first quarter of 1997 for quarterly and annual data, to a large extent been in line with the harmonisation proposals agreed within the former Task Force on Financial Flows and Stocks Statistics.

4.2.3.5 Timeliness

Settlement data are available five and a half weeks after the end of the reporting period. Data for trade in goods are available 10 weeks after the reporting period, owing to the Intra-Community Trade Statistical System (Intrastat) system. Consequently, transactions-based data are available after approximately 10 weeks.

4.2.3.6 Compilation frequency

The Danish b.o.p. is compiled on a monthly basis.

4.2.3.7 Data controls

The new reporting system facilitates several types of data control.

Validation procedures are incorporated into the electronic data collection system. Accordingly,

several more complicated validation procedures are used in-house when data are received.

The next level of control concerns the interpretation of the specific information in the reports. For instance, it is investigated whether exchange rates are used correctly and whether there are any systematic differences in the use of purpose-of-payment codes.

For transactions in which one bank represents the resident and pays or receives payments from abroad via another bank, both banks have an obligation to report. The details reported are matched to ensure that the bank representing the resident reports, even though the external position of the bank may have remained unchanged.

The new reporting system provides the basis for comparing the balance sheets of banks with reported payments. However, it is not yet possible to make a meaningful comparison between the changes in the external positions of individual banks and their reported payments. As a start, various items are investigated, e.g. transactions in repurchase agreements and securities issued by non-residents are compared with the changes in the individual banks' accounts for repos and holdings of foreign securities. Moreover, work is carried out to compare statistics on non-residents' holdings of Danish securities issued in Denmark and registered at the Danish Securities Centre with the flows statistics.

4.2.3.8 Revision policy

All revisions are made in the month to which they relate. For the time being, there are no specific guidelines on this issue.

4.2.3.9 Publication

Danmarks Nationalbank publishes monthly b.o.p. data on a settlement basis in "Nyt" and the "Monthly Financial Statistics".

“Nyt” is published first and contains data covering a limited period and few specifications. The publication entitled “Monthly Financial Statistics” is the most detailed publication and covers a longer period. Quarterly data on foreign direct investment, broken down by country and industry, are also included in the “Monthly Financial Statistics”. These two publications have accompanying notes in English and contain a calendar of future releases.

Two other publications of Danmarks Nationalbank, the “Monetary Review” and the “Annual Report”, contain extracts of data from the “Monthly Financial Statistics”, together with b.o.p. data on a transaction basis.

Publications released by Danmarks Nationalbank are available on the Internet on the Web site of Danmarks Nationalbank at <http://www.nationalbanken.dk>.

The titles of the publications produced by Danmarks Nationalbank on b.o.p. statistics are listed in Sub-section 4.2.13.1.

4.2.4 Implementation

4.2.4.1 Monthly key items

Deviations from the 5th edition of the IMF Balance of Payments Manual (BPM5) (Monetary Union harmonisation proposals) are unavoidable for the monthly key items data, as a result both of their prospective use for monetary and exchange rate policy purposes in Stage Three and of constraints related to timeliness. However, Danmarks Nationalbank has provided the European Monetary Institute (EMI)/ECB with national aggregate b.o.p. data, broken down into key items, as from the January 1997 reporting period.

A decision to forward data on a transaction basis, rather than on a settlement basis, was taken in June 1999.

In the opinion of Danmarks Nationalbank, the rationale for forwarding data on a transaction basis is that it meets the requirements of the BPM5 and eliminates the inconsistency between monthly and quarterly data. Furthermore, these are the official Danish b.o.p. data. However, at present data on a transaction basis are only available after around 10 weeks owing to the well-known problem concerning Intrastat.

The issue of estimating monthly data on a transaction basis in order to meet the provisions is being assessed by Statistics Denmark. The decision to produce a b.o.p. within 30 working days has been taken, but the implementation period for the project has not yet been settled.

Data on a settlement basis are published by Danmarks Nationalbank within five and a half weeks. These data are used as input for Statistics Denmark’s elaboration of the official b.o.p.

As of 1999, Statistics Denmark and Danmarks Nationalbank are able to compile a country-by-country geographical breakdown within 10 weeks from the end of the reporting period for most key items. Statistics Denmark assumes that it will be in a position to provide a euro area/non-euro area split for current account data and to prepare an assets/liabilities euro area/non-euro area breakdown for Stage Three of Economic and Monetary Union.

The methods and sources used to produce monthly and quarterly data are the same. Therefore, the evaluation of methodology and breakdowns is discussed in the following sections.

4.2.4.2 Estimation methods for the monthly key items

At present, monthly data are not estimated, so that monthly data are only available after 10 weeks owing to the well-known Intrastat problem. The question of how to estimate is currently being considered by Statistics

Denmark. Once this assessment has been completed, it will be possible to answer the questions raised by the ECB. In general, in the area of the b.o.p. Statistics Denmark follows the regulations in the ESA and the recommendations in the BPM5.

4.2.4.3 Monthly key items – implementation plan

The implementation plan relies heavily on Statistics Denmark, especially with regard to the decision on estimating data for trade in goods.

4.2.4.4 Implementation of the BPM5

As in the case of most Member States which essentially collect b.o.p. data on cross-border settlements, the most difficult problems encountered in the implementation of the BPM5 relate to the coverage of transactions where no settlement takes place.

Most of the new conceptual recommendations made by the IMF have been implemented. Those areas where deviations may remain after the implementation of the BPM5 are indicated in the various categories in Sub-sections 4.2.5 to 4.2.12.

4.2.4.5 Standard components – quarterly and annual

The settlement statistics for 1995 and onward have been brought into line with the recommendations of the BPM5. The official b.o.p. figures, released by Denmark's Statistics, comply with the BPM5 as of 1997, with some minor exceptions.

4.2.5 Investment income

4.2.5.1 Specific features of data collection

See Sub-section 4.2.3 for a description of the data collection system.

4.2.5.2 Definitions

As from 1999 (but not before), it will be possible for settlement data to fulfil the requirements of the ECB, in respect of both geographical and instrument breakdowns.

Settlement data include discounts on money market securities issued abroad by the Danish government. Furthermore, settlement data are supplemented by data on reinvested earnings on direct investment and on discounts/premiums on Danish debt securities registered at the Danish Securities Centre (in practice, equivalent to Danish securities quoted on the Copenhagen Stock Exchange). Data on reinvested earnings are collected annually by Denmark's Nationalbank by means of a survey of enterprises with direct investment relationships (see Sub-section 4.2.12 on the i.i.p.). Statistics Denmark is responsible for the calculation of the discounts/premiums on the Danish debt securities referred to above.

4.2.5.3 Deviations from agreed definitions

Deviations are related to discounts/premiums on debt securities other than the securities mentioned in Sub-section 4.2.5.2. In addition, the issue of accruals (the periodisation) of settlement data needs to be resolved.

4.2.5.4 Gaps

See Sub-section 4.2.5.3.

**Balance of Payments Statistics
Implementation of the Monthly Key Items**

DENMARK UPDATED: AUGUST 1999	CURRENT DATA AVAILABILITY			DEFINITIONS to be implemented by 1999	step 2 approach EURO AREA/NON-EURO AREA MEMBER STATES EURO AREA ASSETS/EURO AREA LIABILITIES	IMPLEMENTATION TIMETABLE (to be filled in) (see also footnotes)
	TOTALS step 1 approach	TIMELINESS 1)	GEOGRAPHICAL BREAKDOWN Country by EU-Member States			
Current account	Y	10 weeks	Y		Y	2000
Goods	Y	10 weeks	Y		Y	2000
Services	Y	10 weeks	Y		Y	2000
Income	Y	10 weeks	Y		Y	2000
Transfers	Y	10 weeks	Y		Y	2000
Capital account	Y	10 weeks	Y	-	Y	2000
Financial account	Y	10 weeks	Y	-	Y	2000
Direct investment	Y	6 weeks	Y	-	Y 2)	Jan. 99
abroad	Y	6 weeks	Y	-	Y 4)	Jan. 99
In the reporting economy	Y	6 weeks	Y	-	Y 2)	Jan. 99
Portfolio investment	Y	10 weeks	Y	-	Y	Jan. 99
equity securities	Y	10 weeks	Y	-	Y	Jan. 99
debt securities	Y	10 weeks	Y	-	Y	Jan. 99
bonds and notes	Y	10 weeks	Y	-	Y	Jan. 99
money market	Y	10 weeks	Y	-	Y	Jan. 99
Financial derivatives	Y	6 weeks	Y		Y	Jan. 99
Other investment	Y	10 weeks	Y	N 3)	Y	Jan. 01
banks	Y	10 weeks	N	N	Y	Jan. 01
long-term	N			N	Y	Jan. 01
short-term	N			N	Y	Jan. 01
general government	Y	10 weeks	Y	-	Y	Jan. 99
monetary authorities	Y	10 weeks	Y	N	Y	2000
other sectors	Y	10 weeks	Y	- 3)	Y	Jan. 99
Reserve assets	N		N	N	Y	2000

FOOTNOTES:
1) Timeliness:
It is planned to reduce the delay to 30 days after the end of the reporting period in the year 2000.
2) Direct investment:
This breakdown by country is based on the non-resident counterpart.
3) Other investment:
Only trade credits for goods are included.
Geographical breakdown:
Euro area/non-euro area Member States, euro area assets/liabilities will be available as from January 2001 for banks and as from January 1999 for non-banks

- REQUIRED DEFINITIONS ALREADY IN USE.

4.2.5.5 Intended harmonisation

The issues mentioned in Sub-section 4.2.5.3 are being investigated by a working group made up of representatives of both Statistics Denmark and Danmarks Nationalbank.

4.2.6 Capital account

4.2.6.1 Specific features of data collection

As a completely new requirement for b.o.p. statistics is involved, deviations of a conceptual nature arise in this area, as well as deviations relating to data availability.

The overall capital account is based on settlement statistics from Danmarks Nationalbank. No breakdown is released, but information on geographical allocation and a sectoral breakdown are available in the settlement statistics.

4.2.5.2 Definitions

The definition of the capital account is in line with the BPM5. The implementation of the recommendations has been difficult, as the broad statements in the Sections 295 and 303 of the BPM5 are not very precise, and Danmarks Nationalbank also relies on the subsequent chapters, including Section 350, in which legacies, for instance, are mentioned indirectly as a capital transfer. Other sources of interpretation of the BPM5 are the report entitled "Improvement and Harmonisation of the EU/EFTA balance of payments – Report of Task Force 2 Current account" and the ECB's report on the same issue.

The basic problem of interpretation is that of separating capital transfers from current transfers. A borderline case for codification in Denmark is the treatment of legacies and gifts, with regard to which it has been decided to record gifts above DKK 5 million (around

EUR 800,000) as capital transfers, because they are assumed mainly to affect the savings, rather than the consumption of the beneficiaries.

Of course, the obvious cases, for instance, of governmental debt forgiveness of lending to developing countries are also included.

EU transfers are compiled as current transfers, except for some specific items that are defined as capital transfers. EU capital transfers normally account for 5% to 8% of total EU transfers.

4.2.6.3 Deviations from the agreed definitions

The definition of migrants' transfers is an outstanding issue.

The present definition is that all migrants' and immigrants' transfers of deposits/loans held with Danish banks are included in the capital account.

No final decision has yet been taken on whether the separation, for statistical purposes, of the Faroes and Greenland from Denmark in the year 2000 should be considered as a current or a capital transfer.

4.2.6.4 Gaps

Migrants' and immigrants' assets/liabilities other than those held with banks are not covered.

Full data on investment grants made by general government are not available.

Data for private sector debt forgiveness are not available, but are believed to be insignificant.

4.2.6.5 Intended harmonisation

Danmarks Nationalbank plans to investigate the gaps mentioned above, but this is not considered to be of very high priority.

4.2.7 Direct investment

4.2.7.1 Specific features of data collection

Danmarks Nationalbank collects data on direct investment flows and stocks from two different sources: the general settlements reporting system and a sample survey of enterprises. The survey was carried out at the end of the years 1991, 1994, 1996 and 1998. It was decided that, as from the next issue, the survey should be conducted annually. In principle, the combination of these two sources leads to a good coverage and quality of direct investment data. Some items, such as reinvested earnings and trade credits between affiliated enterprises, are derived from stocks data and are, therefore, only available on an annual basis.

4.2.7.2 Definitions

When the new collection system was implemented in October 1998, new payment codes were added which took into account the directional principle.

Monthly data on reinvested earnings are included in the transaction-based b.o.p. statistics, but not, at present, in the settlement statistics.

4.2.7.3 Deviations from agreed definitions

None.

4.2.7.4 Gaps

No detailed information is available on a monthly basis for trade credits between affiliated enterprises. Data are estimated as the difference between transactions and settlement data for all types of goods. However, data on trade credits are available annually, from the stock survey.

It has been difficult for the respondents to understand and report their transactions in accordance with the new and expanded set of codes which implement the directional principle.

Non-response is also a problem. Danmarks Nationalbank is trying to address this using newspapers and other sources. The enterprise in question is then contacted to verify the relevant transaction.

4.2.7.5 Intended harmonisation

Some of the larger enterprises/banks have been contacted in order to explain the directional principle to them.

It is intended to contact more respondents and to write a more user-friendly description of the codes.

4.2.8 Portfolio investment

4.2.8.1 Specific features of data collection

In April 1998, the first part of a new electronic settlement system, called the securities system, was launched. This system contains all securities transactions that might be relevant to the b.o.p. In principle, all transactions involving either a non-resident issuer or a non-resident counterpart/customer or a foreign currency as the transaction currency or a non-resident clearing house or a non-resident fiscal agent are reported.

Portfolio investment is reported by the banks via the securities system. It has been in use for more than a year, but the initial checking of banks' reporting has mainly been technical, focusing on inconsistencies in reporting and inconsistencies between the reporting of different banks. The checking was successful, as no major failures in reporting were identified.

Comparisons of Danmarks Nationalbank's information with settlement statistics from other sources suggests that the central bank's settlement data are reliable. This is the first-hand experience and, in due course, securities reporting will be examined further.

Another feature of electronic reporting is that reporting on portfolio flows is received at the settlement date, which means that extensive statistics on portfolio flows are available within only three days.

Not all information on portfolio flows comes from the settlement system. As mentioned in Sub-section 4.2.3, banking statistics are used, e.g. changes in banks' holdings of foreign securities. A difference has been observed between the banking statistics and settlement data concerning foreign securities. This difference is being investigated.

4.2.8.2 Definitions

4.2.8.3 Deviations from agreed definitions

4.2.8.4 Gaps

The gaps in portfolio investment data are the counterparts of the gaps concerning investment income on debt securities which are mentioned in Sub-section 4.2.5.

4.2.8.5 Intended harmonisation

None.

4.2.8.6 Estimation methods

None.

4.2.9 Financial derivatives

4.2.9.1 Specific features of data collection

The payments on financial derivatives are based on settlement statistics. No breakdown is released at present, but information on geographical allocation and a sectoral breakdown are available in the settlement statistics.

4.2.9.2 Definitions

The definition of financial derivatives is in accordance with the BPM5. All payments on financial derivatives are considered as belonging to this item, regardless of whether they constitute interest-related payments or foreign exchange of principal-related payments. The codification used by Danmarks Nationalbank distinguishes between, on the one hand, swaps and FRAs, and, on the other, derivatives such as foreign exchange agreements, futures and options. However, no information providing the distinction is released.

4.2.9.3 Deviations from agreed definitions

None.

4.2.9.4 Gaps

In theory, there are no gaps. In practice, however, significant differences are experienced as a result of the reporting of principal for swaps. As the amounts of initial and final exchanges in relation to swaps are far larger than other payments, even if only a small number are reported incorrectly this can have a significant impact on errors and omissions. Therefore, Danmarks Nationalbank runs a dedicated check on the largest payments on derivatives, which is designed to identify individual payments not matched by an offsetting payment for the same company.

4.2.9.5 Intended harmonisation

None.

4.2.9.6 Estimation methods

Payments on financial derivatives are not estimated.

4.2.10 Other investment**4.2.10.1 Specific features of data collection**

Trade credit is defined, by nature, as the difference between settlement data and transaction data. As data on a transaction basis is produced by Statistics Denmark within around 10 weeks owing to the well-known Intrastat problem, data on other investment are subject to the same time lag.

4.2.10.2 Definitions

The definition of other investment is in line with the BPM5, except for the deviations referred to in Sub-section 4.2.10.3.

4.2.10.3 Deviations from agreed definitions

The flows of other investment are reported by banks for transactions between residential accounts and foreign accounts. Loans and deposits involving foreign counterparts, which are successively invested abroad without domestic roll-over are not, with a few exceptions, reported in the settlement system. Thus the settlement system focuses on the flows between residents and non-residents. Once the new banking statistics are in place in 2001, Danmarks Nationalbank will be able to take account of the change of counterpart in roll-overs of loans and deposits.

There is no maturity breakdown between long and short-term investment in the case of other investment, as this information is not available in the settlement system. However, the new Monetary Financial Institution (MFI) statistics introduced in 2001 will provide the maturity breakdown. Therefore, part of the financial flows (derived from the banking statistics) can be broken down by maturity.

Furthermore, no external assets or liabilities of Danmarks Nationalbank are, at present, included in other investment, as all assets and liabilities of Danmarks Nationalbank are reported as reserves (net).

4.2.10.4 Gaps

None.

4.2.10.5 Intended harmonisation

At present, there is a discrepancy in the treatment of financial leasing between the national accounts and the settlement statistics. One issue is consistency between financial assets exported/imported for leasing and the corresponding loan, and another issue is the allocation of the financial leasing to interest and redemption. This issue is being investigated by a working group made up of representatives of both Statistics Denmark and Danmarks Nationalbank.

4.2.10.6 Estimation methods

None.

4.2.11 Reserve assets**4.2.11.1 Specific features of data collection**

Changes in the relevant items in the balance sheet of Danmarks Nationalbank.

4.2.11.2 Definition

At present, changes in the net external position of Danmarks Nationalbank comprise monetary gold, SDRs, the reserve position in the IMF and foreign exchange (net). In practice, all external assets of Danmarks Nationalbank are readily available to (i.e. highly liquid, marketable and creditworthy) and controlled by Danmarks Nationalbank, and denominated in foreign currency (i.e. in currencies other than the Danish krone). For accounting details, see Sub-section 4.2.3.1 above.

4.2.11.3 Deviations from agreed definitions

Reserve assets are compiled on a net basis.

4.2.11.4 Gaps

The breakdown of foreign exchange for quarterly data, as required by the Guideline of the European Central Bank of 1 December 1998 on the statistical reporting requirements of the European Central Bank in the field of balance of payments and international investment position statistics (ECB/1998/17), is not yet available. For monthly and quarterly data, the same applies to the split between residents and non-residents of the euro area and to the valuation requirements.

4.2.11.5 Intended harmonisation

The required breakdown of foreign exchange, the euro area resident/non-resident split and the valuation requirements will become available after the forthcoming Danish implementation of the MFI balance sheet statistics including Danmarks Nationalbank as from the end of 2000.

4.2.12 International investment position

4.2.12.1 Special features of data collection

Danmarks Nationalbank endeavours to produce i.i.p. data within nine months of the year-end, initially for end-1998. The data are pure stock data based on sample surveys of enterprises, banking statistics, information on securities held in custody by banks for enterprises and households, debt securities statistics from the Danish Securities Centre showing non-residents holdings' of Danish debt securities quoted on the Copenhagen Stock Exchange and the annual accounts of central government and Danmarks Nationalbank. The sample surveys are conducted on a yearly basis and cover the private non-banking sector, local government and social security funds.

Danmarks Nationalbank produces preliminary i.i.p. statistics based on accumulated flows and estimated value changes. These statistics are produced on an annual basis and are available within two and a half months of the year-end.

There is no geographical allocation in either the final or the preliminary i.i.p. statistics. However, in the final i.i.p. statistics direct investment is broken down by country. None of the statistics are available on a quarterly basis, but some elements are available at more than annual frequency.

Denmark participated in the 1997 IMF Co-ordinated Portfolio Investment Survey. Danmarks Nationalbank did not provide any items other than the mandatory ones. Danmarks Nationalbank is willing to consider conducting the survey on a regular basis, possibly every third year.

4.2.12.2 Definitions

4.2.12.2.1 General

With minor exceptions, the concepts and definitions used are in accordance with the

BPM5 and the recommendations made by the Working Group on Balance of Payments and External Reserves Statistics.

4.2.12.2.2 Direct investment

Direct investment is compiled according to the directional principle. Direct investment includes reinvested earnings. Direct investment is valued at market prices if the company is listed on a stock exchange and valued using the equity method for all other companies.

4.2.12.2.3 Portfolio investment

Portfolio investment is valued at market price.

4.2.12.2.4 Financial derivatives

Data on financial derivatives are recorded on a gross basis. Financial derivatives are valued at market price in accordance with the recommendations of the Working Group on Balance of Payments and External Reserves Statistics. Futures with daily margining are excluded from the statistics.

4.2.12.2.5 Other investment

Trade credits, loans and deposits are valued at book values, which are normally equal to their nominal values.

4.2.12.2.6 Reserve assets

Reserve assets are recorded at closing mid-market prices at the end of the appropriate period using the closing mid-market exchange rates prevailing at the reference date.

4.2.12.3 Deviations from agreed definitions

Mortgages are classified as debt securities because Danish mortgages are traded in an organised market.

4.2.12.4 Gaps

Small enterprises' and households' holdings of securities, which are held in custody abroad, as well as their loans and deposits with foreign-owned banks abroad are not covered by the sample survey. Non-residents' holdings of equity securities issued by Danish enterprises which are held in custody abroad and not re-deposited in Danish banks are not covered either.

4.2.12.5 Intended harmonisation

None.

4.2.12.6 Estimation methods

Private, non-commercial real estate investment is estimated on the basis of registered payments concerning private, non-commercial real estate investment and "inflated" using a price index.

4.2.13 Administration

4.2.13.1 Titles of publications

The titles of the publications produced by Danmarks Nationalbank on b.o.p. statistics are:

“Nyt” – monthly data (settlement data only);
“Monthly Financial Statistics” – monthly data and annual data (settlement data only);
“Monetary Review” – monthly and annual data; and
“Annual Report” – annual data.

4.2.13.2 Contributors

This country information was drafted by the ECB's Balance of Payments Statistics and External Reserves Division and subsequently amended and agreed with Denmark. Enquiries of a general nature should be addressed to the Press Division of the ECB. Enquiries specific to Denmark should be addressed to:

Mr. Jens Hald
Danmarks Nationalbank
Statistics Department
Havnegade 5
DK-1093 Copenhagen
Denmark

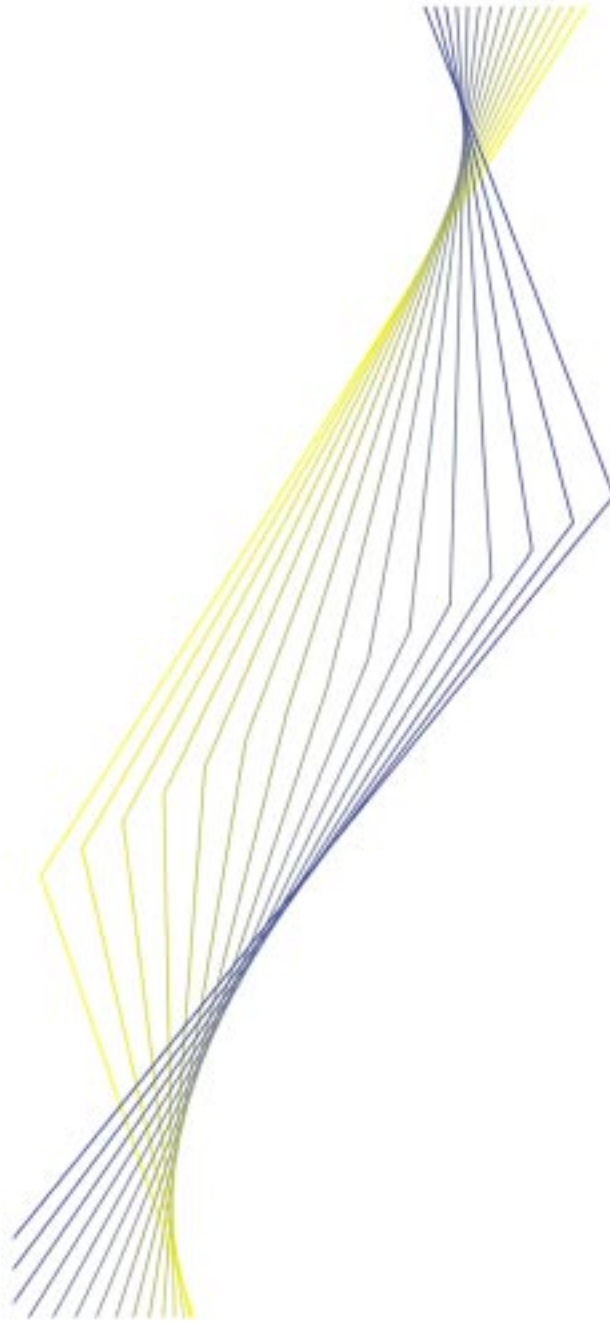
Tel.: (0045) 33 63 68 02
Fax: (0045) 33 63 71 24

Mr. Niels Peter Mortensen
Danmarks Nationalbank
Statistics Department
Havnegade 5
DK-1093 Copenhagen
Denmark

Tel.: (0045) 33 63 68 47
Fax: (0045) 33 63 71 24



EUROPEAN CENTRAL BANK

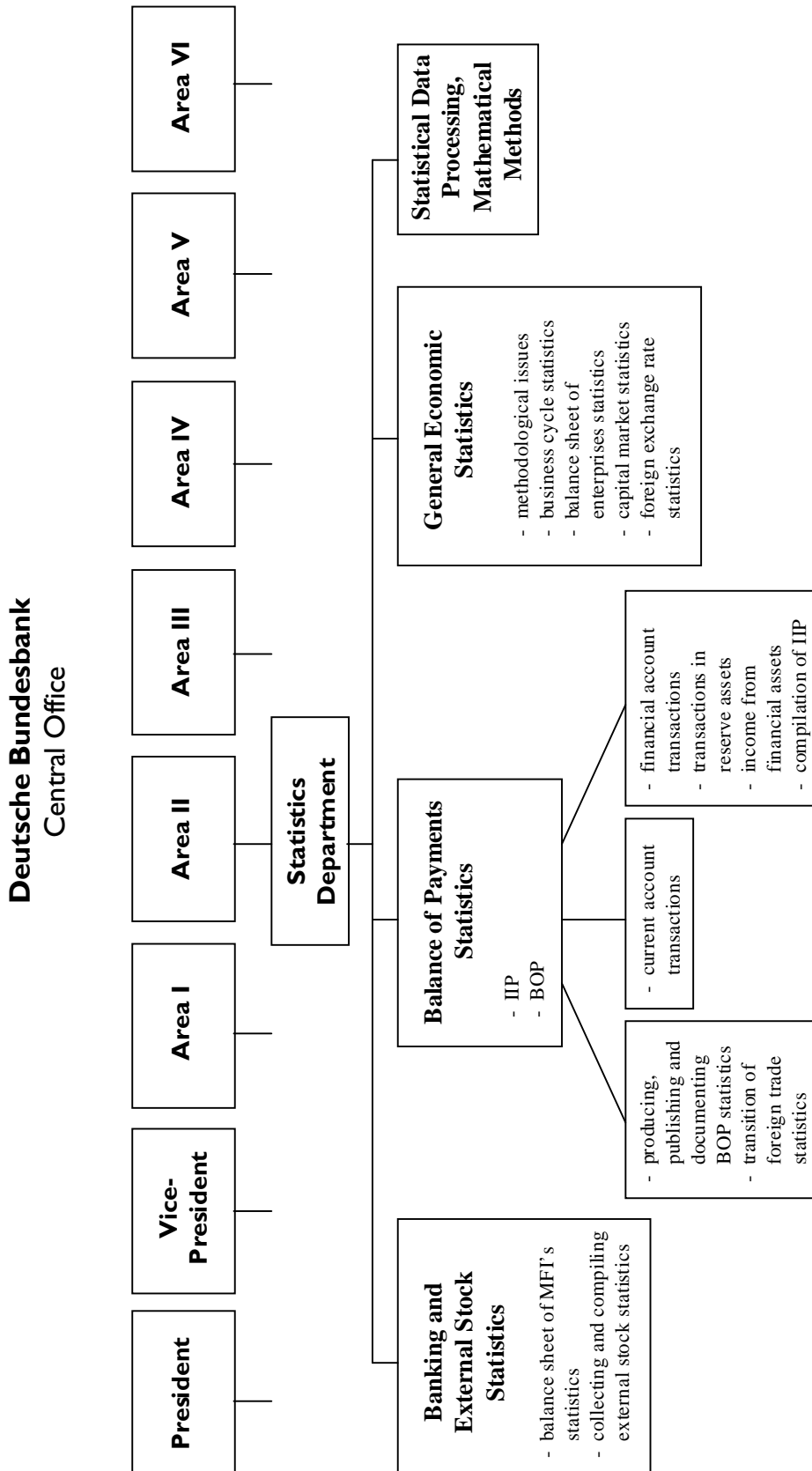


Germany

November 1999

Germany

4.3.1 Organisational chart(s)



4.3.2 Institutional aspects

4.3.2.1 Introduction

The *Deutsche Bundesbank* (named the *Bank Deutscher Länder* prior to 1957) has been responsible for drawing up the balance of payments (b.o.p.) for the Federal Republic of Germany since 1949. In the early years the reporting was linked to the foreign exchange control system in place until the end of the 1950s. The gradual relaxation of the external controls and the transition to full convertibility of the Deutsche Mark at the end of 1958, associated with a rapid rise in Germany's external transactions, necessitated the development of a consistent reporting system. Data, which had previously been derived from the foreign exchange controls and the multiplicity of individual reports existing in the mid-1950s, were replaced by a statutory system which came into force in 1961 with the Foreign Trade and Payments Act (*Außenwirtschaftsgesetz*).

4.3.2.2 Legislative provisions

The Foreign Trade and Payments Act (in particular Section 26 thereof) provides the legal framework for the collection of b.o.p. data. The Foreign Trade and Payments Regulation (*Außenwirtschaftsverordnung*) sets out the data reporting requirements in more detail. It forms the legal basis for the core of the German data collection system for the b.o.p.. It also enables the Deutsche Bundesbank to request more detailed information on direct investment stocks and on the external positions of non-banks.

The statistical compilation of foreign trade data lies within the competence of the Federal Statistical Office (*Statistisches Bundesamt*; FSO). It is based on the Act on Statistics on Cross-Border Trade in Goods (*Gesetz über die Statistik des grenzüberschreitenden Warenverkehrs*), together with the appropriate regulation for its implementation, and on the appropriate European Union (EU) legislation on Intra-

Community Trade Statistical System (Intrastat) statistics.

4.3.2.3 Internal organisation

The Deutsche Bundesbank is responsible for several sets of statistics. The Statistics Department consists of the following four divisions: the Banking and External Stock Statistics Division; the Balance of Payments Statistics Division; the General Economic Statistics Division; and the Statistical Data Processing and Mathematical Methods Division. Apart from banks' balance sheet statistics and special statistics on the banking sector, the first of these divisions is also responsible for collecting and compiling most of the external stocks statistics. The overall compilation of the international investment position (i.i.p.), however, is carried out by the Balance of Payments Statistics Division, the main task of which is the compilation of the German b.o.p. The General Economic Statistics Division deals with methodological issues relating to business cycle statistics. A variety of other statistics are also compiled by this division, namely statistics on the balance sheets of enterprises, capital market statistics and foreign exchange rate statistics. The calculation for the financial accounts within the framework of the national accounts are not carried out by the Statistics Department, but by the Research Department.

The Balance of Payments Statistics Division is divided into three sections. Section one is responsible for producing, publishing and documenting the b.o.p. statistics, as well as for all contacts with users. This section also deals with the transformation of the foreign trade statistics to the merchandise account of the b.o.p. All other current account transactions (excluding income from financial assets) are processed by section two. Financial account transactions, transactions in reserve assets, income from financial assets and the compilation of the i.i.p. are dealt with by section three.

There is close co-operation primarily with the Banking and External Stock Statistics Division. It is the responsibility of this particular division to collect and compile most of the stock statistics which are used by the Balance of Payments Statistics Division to compile short-term financial transactions and the i.i.p.

Regular meetings are held with representatives of the *Landeszentralbanken* (regional main offices of the Bundesbank), which collect b.o.p. statistics forms from reporting agents and forward them – once they have been checked – to the Central Office of the Deutsche Bundesbank. There is a continual exchange of information between meetings on problems of common interest. Special problems or changes to the data collection system are discussed at such meetings. This form of contact is essential to ensure a common understanding of the reporting requirements.

4.3.2.4 External co-operation

The FSO is the most important external partner of the Balance of Payments Statistics Division, both as a provider and as a user of data. The foreign trade statistics provided by the FSO are used as the basis for ascertaining transactions in goods for the German b.o.p.. The FSO also provides some complementary data for estimation purposes. Information from private research institutes on workers' remittances and travel are also used, partly for checking and partly for estimation purposes.

The Deutsche Bundesbank attempts to involve – to the greatest possible extent – associations of banks and other enterprises in discussions prior to important changes to the reporting requirements and procedures. This co-operation is aimed at increasing the acceptance of statistical requirements, and thus at improving the reliability of reported data. The *Landeszentralbanken* maintain contact with the companies within their area and are the addressees for any questions on the reporting requirements. Visits to the reporting companies

may also involve representatives from the Central Office of the Deutsche Bundesbank for matters relating to special problems or technical developments.

4.3.2.5 Users

B.o.p. data are used for the ROW account in the national accounts statistics, which are produced by the FSO as far as current account transactions are concerned (whereas financial accounts statistics are covered by the Deutsche Bundesbank). Information is also exchanged continuously with the internal users of the b.o.p. and i.i.p. data, i.e. the division responsible for analysing external economic relations and the section responsible for compiling the national financial accounts.

The Federal Ministry of Economics and Technology (*Bundesministerium für Wirtschaft und Technologie*) is an important user of information on direct investment data.

Further important users are private and public research institutes and universities ; banks, associations of banks and enterprises address the bulk of enquiries to the Balance of Payments Statistics Division.

B.o.p. data compiled according to the 5th edition of the International Monetary Fund (IMF) Balance of Payments Manual (BPM5) are supplied to the ECB and to international organisations, such as the European Commission (Eurostat, the Statistical Office of the European Communities), the Organisation for Economic Co-operation and Development (OECD), the IMF and the Bank for International Settlements (BIS), on a regular basis via electronic data transmission procedures. Besides multilateral co-operation within the numerous working groups of these international organisations, the Balance of Payments Statistics Division also maintains bilateral contacts with other central banks in order to exchange views on special issues of common interest.

4.3.3 Statistical system

4.3.3.1 Type of collection system

The German b.o.p. system is an international transactions reporting system (ITRS). Where necessary, the data gained from this general reporting framework are supplemented from various other sources and by estimates. The entity responsible for the delivery of reports is the resident economic entity, bank or non-bank, which carries out a transaction with a non-resident and/or the resident economic entity where the change of ownership occurs. Therefore, there are only certain items (eg. securities, travel) which banks also report on behalf of their customers. Short-term financial transactions in loans and deposits are excluded from the German ITRS; instead, they are derived from end-month stock data on the outstanding external assets and liabilities of banks and non-banks.

Data collection is decentralised. The *Landeszentralbanken* collect reports from reporting agents, conduct initial checks on the reported data and maintain contact with respondents. Thereafter, the reports are transmitted to the Central Office of the Deutsche Bundesbank in Frankfurt, where plausibility checks are performed, using information from other sources, and estimates are made in order to fill any reporting gaps in the system.

4.3.3.2 Reporting agents

(i) *All economic agents, enterprises, banks* (see below for banks' special reporting obligations), *individuals* and *public authorities* must report all external transactions on a monthly basis. Only outgoing payments settled by payment order through domestic bank accounts are reported when they are carried out by forwarding a copy of the payment order form to the Deutsche Bundesbank.

(ii) Foreign assets and liabilities of resident *non-banks* are also reported on a monthly basis. The

figures are used to derive the short-term financial transactions of non-banks for the b.o.p. (including trade credits). In addition, there is an annual survey on direct investment stocks.

(iii) *Banks* have the same reporting obligations as enterprises, individuals and public authorities, but are also subject to special reporting requirements. For travel, banks must report the purchase and sale of the means of payment. Interest and dividends paid to non-residents on domestic securities (without an exemption threshold) should be reported on a monthly basis. With regard to financial transactions, banks have to report securities transactions with non-residents for their own account and on behalf of other residents on a monthly basis. The short-term cross-border financial transactions of banks are derived from their monthly balance sheets.

(iv) *Public sector*: information on reserve assets is derived from the Deutsche Bundesbank's accounts. In addition, the government sector is subject to the regular reporting requirements described above.

4.3.3.3 Thresholds

A general exemption threshold of DEM 5,000 is applied to the transactions of all economic agents, enterprises, banks, individuals and public authorities.

For resident non-banks, any foreign assets or any liabilities exceeding DEM 3 million in total are reported on a monthly basis.

Banks, the foreign assets or liabilities of which exceed DEM 20 million, have to report all their stocks of foreign assets and liabilities on a monthly basis.

4.3.3.4 Availability of data

Only quarterly and annual data on major items are available for the years between 1949 and 1955. Monthly figures are available from 1956 onwards. The breakdown of the b.o.p. was

extended until 1971, when it essentially took on its present form. As a result of new developments and changing needs, however, additional items were recorded and the available components were combined in a different form. From the outset, the Deutsche Bundesbank has adhered in its statistical work to the recommendations made by the IMF. The most recent changes in the presentation of the German b.o.p. were due to its adaptation to the BPM5 in early 1995 and in January 1999. A complete b.o.p. is available on a monthly basis and with a full geographical breakdown by country.

4.3.3.5 Timeliness

Data usually become available within six weeks.

4.3.3.6 Compilation frequency

The German b.o.p. is compiled on a monthly basis.

4.3.3.7 Data controls

In the first instance, the *Landeszentralbanken* check the completeness of reports and carry out plausibility checks. If necessary, they contact the reporting agents in order to clarify any doubtful details. Comprehensive data controls are carried out by the Balance of Payments Statistics Division. All relevant transactions are checked individually for plausibility. Unusual fluctuations in the monthly data reported by large enterprises are monitored and the reporters are asked for an explanation. Newspapers are used to detect possible reporting gaps. Stock and flow data are available for direct investment and can thus be matched for each individual reporting enterprise. A cross-check of aggregates on stocks and flows from the i.i.p. and the b.o.p. is performed twice a year when the i.i.p. is produced. Alternative data sources can be used for some items to evaluate the quality of data recorded in the b.o.p. (travel,

for instance), although such sources are usually only available after a long delay. Moreover, the Deutsche Bundesbank has attempted to assess the quality of German b.o.p. data by performing several bilateral comparisons with other EU countries. In the context of the national accounts statistics, b.o.p. data are subject to further plausibility checks, as the results of the b.o.p. statistics should be compatible with other data on the general economic situation.

Finally, the reporting banks and other enterprises are inspected by the *Landeszentralbanken* and by the public authorities responsible for ensuring the observance of regulations on external transactions (*Oberfinanzdirektionen*). The frequency of the regular examinations depends upon the size and importance of the cross-border transactions undertaken by the banks and enterprises. Special checks can be arranged if an enterprise is suspected of repeatedly or deliberately failing to meet the reporting requirements.

4.3.3.8 Revision policy

Revisions to the (provisional) monthly figures are published together with the (provisional) data for the following month. Revised annual data are published in March or April; revised figures for the previous three years are given in addition to the figures for the past year.

In some cases revisions of a more historical nature may also take place, for example if an important methodological change occurs some recalculations of time series will be undertaken so as to avoid breaks. These recalculations were necessary following the implementation of the BPM5 recommendations.

4.3.3.9 Publication

The first monthly b.o.p. data are published six to seven weeks after the end of the reporting period. The preliminary results for the annual b.o.p. are therefore available in mid-February of

the following year. A full regional breakdown is only published on a quarterly basis. The annual b.o.p., together with a regional breakdown for the past year and the previous three years, is published in August of the following year.

The titles of the publications produced by the Deutsche Bundesbank on b.o.p. statistics are listed in Sub-section 4.3.13.1.

All data, as well as a one-year calendar including the dates on which press releases are to be issued, are published on the Internet (<http://www.bundesbank.de>).

4.3.4 Monthly key items

4.3.4.1 Availability of monthly key items

All data for the monthly b.o.p. key items are available as from 1995. Foreign trade is now included on an f.o.b. basis in the monthly key items dating back to 1998 (at a later date foreign trade may be included on this basis back to 1995). A geographical breakdown for EU Member States can be provided on a country-by-country basis. The timeliness of data availability has recently improved to six weeks. Within six weeks trade data are only available, however, for intra-euro area, intra-EU/non-euro area and third countries. Country-by-country trade in goods data are only available after a further five weeks.

4.3.4.2 Estimation methods for monthly key items

Monthly and quarterly balance of payments data are fully consistent. They are derived from the same set of (monthly) data. No special estimation methods are carried out to meet the timeliness of the monthly key items except for trade in goods. For trade in goods, a euro area/non-euro area split is applied by the FSO prior to the availability of a full country-by-country breakdown. For imports, the transformation of the data to the f.o.b. basis is estimated.

4.3.4.2.1 For trade in goods

The sources for data on trade in goods are the foreign trade statistics and Intrastat. Both statistics are compiled by the FSO, from which monthly transaction-based data are available.

In the event of data from the FSO not being available on time, meaningful estimates cannot be made due to the lack of other sources.

Monthly data for imports are valued on an f.o.b. basis. All data are seasonally adjusted by applying a Census X-based procedure.

The breakdown of data for the geographical allocation is derived from Intrastat and customs documents. Imports within the euro area are allocated according to the country-of-consignment principle. Transactions related to non-participating Member States can be identified separately. The provision of the intra/extra-euro area breakdown by the FSO is essential.

Data for trade in goods are compliant with BPM5 standards as far back as 1971. Time series breaks were caused by German unification (1990) and changes in trade statistics (1988 and 1993).

Trade data are calculated on the basis of the special trade principle. However, warehouse transactions with non-residents are included.

4.3.4.2.2 For investment income

See Sub-section 4.3.5.6.

4.3.4.2.3 For direct investment

See Sub-section 4.3.7.6.

4.3.4.2.4 For portfolio investment

See Sub-section 4.3.8.6.

4.3.4.2.5 For financial derivatives

There are no monthly estimates in the field of financial derivatives.

Accrued interest is taken into account to the extent that coupon payments are reduced if the receiver has not held the security for the whole coupon period.

4.3.4.2.6 For other investment

See Sub-section 4.3.10.6.

The geographical allocation of income on foreign securities is based on the debtor principle, i.e. allocation is according to the country of issuer. In the case of income paid to non-residents for domestic securities, debits are allocated according to the residency of the first known counterpart.

4.3.5 Investment income

4.3.5.1 Specific features of data collection

4.3.5.1.4 Income on other investment

4.3.5.1.1 General

See Sub-section 4.3.5.1.3.

Part of the general reporting system (see Sub-section 4.3.3.2).

Payments for income on trade credits are reported only in very rare cases; no estimations are made.

Methodological changes causing breaks do not occur for data from 1994 onwards; a geographical breakdown for these historical time series is available.

The interest share in leasing payments is not, in general, recorded.

A bias towards the under-recording of credits in the income account can also be observed for Germany, therefore the reported data are supplemented by estimations.

Data on income on reserve assets are taken from the accounting system of the Deutsche Bundesbank on an accruals basis.

4.3.5.2 Definitions

4.3.5.1.2 Income on direct investment

The definitions are, in principle, in accordance with the BPM5.

In the case of direct investment income, most figures are based on settlements data; reinvested earnings are derived from balance sheet information.

4.3.5.3 Deviations from agreed definitions

4.3.5.1.3 Income on portfolio investment

The accruals principle is not followed for all items and only with regard to the income figures.

In the case of portfolio and other investment income, the reported settlement data are supplemented by estimated figures; in these areas, in particular, the increasing complexity of cross-border transactions hampers the correct compilation of income payments and increases the degree of statistical uncertainty.

4.3.5.4 Gaps

See Sub-sections 4.3.5.1 and 4.3.5.3.

4.3.5.5 Intended harmonisation

None.

4.3.5.6 Estimation methods

Income data are reported on a settlement basis. In cases where these data are not plausible and where there are doubts concerning the reliability of reports, estimates are made. Estimated figures are derived from stock data and information on interest rates.

Since in most cases aggregates reported to the ECB do not show large ups and downs, but are distributed more or less continuously over time, any modelling to construct figures on an accruals basis has been postponed.

A breakdown of investment income into its sub-components (direct investment, portfolio investment and other investment income), as required for quarterly and annual figures, is also available for monthly data.

4.3.6 Capital account

4.3.6.1 Specific features of data collection

Part of the general reporting system (see Sub-section 4.3.3.2).

4.3.6.2 Definition

In principle, the definition of the capital account is in accordance with the recommendations set out in the BPM5 and the harmonisation proposals made by the former Task Force on Financial Flows and Stocks Statistics.

4.3.6.3 Deviations from agreed definitions

None.

4.3.6.4 Gaps

It is not possible to receive any information on migrants' transfers. The acquisition/disposal of non-produced non-financial assets (patents, copyrights) cannot be separated from fees for licences, patents or copyrights in the current account.

4.3.6.5 Intended harmonisation

None.

4.3.7 Direct investment

4.3.7.1 Specific features of data collection

Part of the general reporting system (see Sub-section 4.3.3.2). In particular, use is made of reported transactions, monthly stocks statistics of affiliated companies and annual balance sheet statistics on direct investment enterprises in the reporting country and abroad.

With the exception of securities lending between affiliated companies, data from 1996 onwards are not distorted by breaks resulting from methodological changes.

A geographical breakdown is also available for historical data.

4.3.7.2 Definition

The definition complies in principle with the recommendations set out in the BPM5 and the harmonisation proposals made by the former Task Force on Financial Flows and Stocks Statistics. Special purpose entities are regarded as direct investment enterprises.

Equity contributions without payment (i.e. providing real assets or financial assets) have to be reported.

4.3.7.3 Deviations from agreed definitions

All long-term and short-term loans between affiliates are included. In some cases, however, short-term credits are treated according to the assets/liabilities principle instead of the directional principle (for example, in the case of indirect participation).

4.3.7.4 Gaps

None.

4.3.7.5 Intended harmonisation

None.

4.3.7.6 Estimation methods

Reinvested earnings are estimated for actual periods and, in general, to produce monthly and quarterly figures. There are no other estimations for direct investment.

4.3.8 Portfolio investment

4.3.8.1 Specific features of data collection

Part of the general reporting system (see Sub-section 4.3.3.2). The main data sources are:

- (i) reports from Monetary Financial Institutions (MFIs) on transactions executed on their own behalf and on behalf of their clients, which are indistinguishable; and
- (ii) reports from other institutions on transactions executed on their own behalf which involve either the purchase or sale of securities directly from or to a foreign counterpart.

In the case of securities held by MFIs, stock data are used to provide a sectoral breakdown for flows.

Reporting agents use the securities database of the national numbering agency (Wertpapier-Mitteilungen) to report portfolio transactions on a security-by-security basis.

Breaks in historical time series may occur as a result of the recording of securities lending transactions as loans in the case of cash collateral since January 1999. Previously, these transactions were treated as sales and purchases of securities.

The geographical allocation of foreign securities (residents' assets) is based on the debtor principle, i.e. allocation is made according to the country of issuer. In the case of domestic securities, transactions are allocated according to the residency of the first known counterpart. The same breakdown is available for historical data.

4.3.8.2 Definition

In principle, the definition complies with the recommendations of the BPM5 and the harmonisation proposals made by the former Task Force on Financial Flows and Stocks Statistics.

Transactions related to trade in loans are included in other investment.

4.3.8.3 Deviations from agreed definitions

In general, service charges, fees and commissions are not excluded. The offsetting entry for accrued interest is not recorded.

4.3.8.4 Gaps

There is considerable difficulty in capturing portfolio investment abroad, which is carried out directly by private households via foreign banks.

4.3.8.5 Intended harmonisation

None.

4.3.8.6 Estimation methods

Portfolio investment transactions are compiled within the framework of the general reporting system. Banking statistics are used to calculate the sectoral breakdown for MFIs' transactions in foreign securities, using the change in stocks. Large exchange rate and price effects are taken into account. Annual statistics from custodians are used for checking purposes.

Some estimations are made for resident private households' monthly transactions in securities via non-resident banks, since most private persons do not report those transactions.

With regard to the monthly offsetting entry for accrued interest, cross-border coupon payments in respect of domestic securities are reduced in cases where the non-resident holder holds the security only for part of the coupon period (and vice versa for foreign securities and domestic holders).

4.3.9 Financial derivatives

4.3.9.1 Specific features of data collection

Payments are reported in the same way as for other instruments; there is no special collection system for derivatives. The following instruments can be identified separately: futures, warrants, traded options, over-the-counter (OTC) options and interest rate swaps. Premia for options and margin payments are recorded as transactions in derivatives.

The residency of the counterparts is, in general, identified via the clearing house.

4.3.9.2 Definitions

In principle, the definition complies with the recommendations set out in the BPM5 and the harmonisation proposals made by the former Task Force on Financial Flows and Stocks Statistics. Interest rate derivatives are recorded correctly under financial derivatives.

4.3.9.3 Deviations from agreed definitions

None.

4.3.9.4 Gaps

No sectoral breakdown is available at present.

4.3.9.5 Intended harmonisation

None.

4.3.9.6 Estimation methods

None.

4.3.10 Other investment

4.3.10.1 Specific features of data collection

Part of the general reporting system (see Sub-section 4.3.3.2). Short-term transactions are derived from stocks.

Data prior to 1999 do not include securities lending as collateralised loans.

The geographical breakdown distinguishing euro area and non-euro area flows is also possible for historical data.

4.3.10.2 Definition

In principle, the definition complies with the recommendation set out in the BPM5.

4.3.10.3 Deviations from agreed definitions

None.

4.3.10.4 Gaps

Transactions via private accounts held abroad are difficult to capture statistically.

4.3.10.5 Intended harmonisation

None.

4.3.10.6 Estimation methods

Deposits of resident non-banks with foreign banks are estimated on the basis of BIS statistics; there are no other monthly estimates in the field of other investment.

4.3.11 Reserve assets**4.3.11.1 Specific features of data collection**

Data on reserve assets are taken from the accounts of the Deutsche Bundesbank and are thus prepared by its Accounting Division.

4.3.11.2 Definition

The definition complies with the recommendations set out in the BPM5.

4.3.11.3 Deviations from agreed definitions

None.

4.3.11.4 Gaps

None.

4.3.11.5 Intended harmonisation

None.

4.3.12 International investment position**4.3.12.1 Specific features of data collection**

Germany's i.i.p. is compiled mainly on the basis of several stocks statistics. These are the monthly stock statistics on the external assets and liabilities of domestic MFIs and of domestic enterprises arising from financial operations and trade credits and the annual statistics on the level of foreign direct investment. These statistics allow a sectoral classification between the monetary authority, MFIs, enterprises (including individuals) and general government sectors.

These stocks statistics are supplemented by data on assets and liabilities in the form of portfolio securities, which are – in general – obtained from accumulated transactions.

Since there is no direct method of determining the total portfolio amounts of foreign bonds and notes held by residents and of German bonds and notes held by non-residents, an indirect method is generally used for compiling Germany's external position. This method aggregates the net turnover recorded in the b.o.p. statistics since the founding of the Federal Republic of Germany.

To capture the asset gains or losses resulting from market price fluctuations during a

reporting period, the market prices of all German and foreign securities have been used to convert the recorded transactions to nominal values and then to aggregate these nominal values to produce nominal holdings and, finally, to show them as levels valued at market prices. Exchange rate movements are also taken into account in the case of foreign currency bonds and foreign equities. In all cases, the calculation is made separately by country of issuer. However, this method can be applied only to the total holdings compiled for all sectors as a whole; the sectoral breakdown of MFIs' holdings is compiled on the basis of their balance sheet data and a special survey conducted by the Deutsche Bundesbank.

It is not possible to allocate holding gains precisely to MFIs, enterprises and individuals, since no specific information is available on the valuation used in the balance sheets. Consequently, price fluctuations are most likely to be reflected statistically in the non-banking sector.

The globalisation of securities business has adversely affected the recording of the securities components in the b.o.p. statistics over the past few years. Transactions by private investors cannot always be compiled with the desired degree of accuracy. Since the business transacted by residents abroad is not fully reported, the foreign securities (assets) held by residents, as shown, are probably too low. However, the holdings of German securities ascribed to non-residents (liabilities) have possibly been too high over the past few years, since foreign purchases also include orders placed by residents abroad. Estimates for closing these gaps are still subject to appreciable margins of uncertainty.

4.3.12.2 Definitions

4.3.12.2.1 General

Germany's external assets and liabilities are presented according to the broad classification of the BPM5.

4.3.12.2.2 Direct investment

The starting point for compiling the levels of direct investment is balance sheet data on foreign and domestic direct investment enterprises. Investment capital is entered in the i.i.p. as book values in line with the statistics on German enterprises' international capital links. In order to make comparison easier, book values are used even in cases where participating interests have been traded on stock exchanges and market prices would therefore be available.

The Deutsche Bundesbank's statistics on international capital links are partially in line with the directional principle. On the basis of balance sheet data, these cover the equity capital which German direct investors hold in foreign direct investment enterprises; the same applies to loans granted by German shareholders and other affiliated enterprises in Germany to the foreign investment enterprises. Finally, the loans which are granted by foreign investment enterprises to the German shareholders and which are to be booked as liquidation of German external assets are surveyed. Both equity capital and the credit relationships between foreign direct investors and domestic direct investment enterprises are shown, in principle, in the same way.

Nevertheless, the way in which credit relationships are shown in the statistics on international capital links does not provide any information on the types of loan (trade or financial credits); nor does it make any distinction in terms of maturity.

Real estate

Stock data on real estate are accumulated from flows. In compliance with the guidelines set out in the BPM5, claims arising from the acquisition of real estate abroad are shown as financial assets. Accordingly, real estate held by non-residents is regarded as a domestic asset of a notional unit which is accompanied by a domestic liability to the foreign investor. Both private and commercial real estate are shown

under direct investment. Real estate has been adjusted more closely to market values in the new method of calculation. Owing to gaps in the available price data and the aggregate method which must be used, however, the figures are subject to certain margins of error.

4.3.12.2.3 Portfolio investment

The definitions are in accordance with the BPM5.

(i) Bonds and notes

Securities, as defined here, include bonds, notes and similar paper with an original maturity of more than one year. Both paper with a fixed coupon as well as paper with variable rates are included. The stocks data are calculated by converting the recorded b.o.p. turnover at transaction values into nominal values and aggregating these data to form nominal stocks on both the assets and the liabilities side. Using the matching market prices and exchange rates, these nominal stocks are converted to market values. In all cases, the calculation is made separately by country of issuer.

(ii) Money market paper

Short-term bonds, i.e. all paper with a maturity of up to one year, are recorded as money market paper. This includes mainly short-term public issues (such as Bubills) as well as commercial paper and certificates of deposit. These are recorded, both on the assets and the liabilities side, as stocks by aggregating the net transactions shown in the b.o.p. Paper denominated in foreign currency is valued at current exchange rates. In the case of foreign money market paper the stocks which have been determined in this way can be checked against data from the balance sheets of banks, special investment funds and enterprises.

(iii) Investment fund certificates

The stocks of investment fund certificates of foreign and domestic investment companies comprise shares of money market, securities and real estate funds, and are calculated by aggregating the transactions. Stocks denominated in foreign currency are valued on the basis of the exchange rates.

(iv) Equities

Holdings of equities shown under portfolio investment are calculated by aggregating the transactions. As the trend in assets held in the form of equities is determined, in particular, by market prices, the prices in the domestic and foreign stock exchanges are included on an aggregate basis when calculating holdings of equities as part of the i.i.p.. In the case of foreign equities, the change in the exchange rates is additionally included in the calculation. Equities issued by German incorporated enterprises are shown separately as equities of banks and as equities of other enterprises.

4.3.12.2.4 Financial derivatives

No stock data in accordance with the BPM5 definition are available. Although it is possible to capture the transactions relatively well as genuine payments using the current reporting system, there is still no primary statistical recording of levels data. Neither the banking statistics nor other corporate statistics provide any information on asset or liability positions corresponding to valuation at market prices. Previous surveys for other purposes did not aim at differentiating between market participants according to their country of residence, which is necessary for the i.i.p. For that reason, it is not possible to give market values for financial derivatives for the time being. Capturing these data statistically is hampered, in addition, by the present accounting rules for banks and enterprises, which do not provide for any statement of this kind in the balance sheet.

4.3.12.2.5 Other investment

The definitions are in accordance with the BPM5.

4.3.12.2.6 Reserve assets

The definitions are in accordance with the BPM5.

4.3.12.3 Deviations from agreed definitions

None.

zu den Monatsberichten der Deutschen Bundesbank, Reihe 3, Zahlungsbilanzstatistik" (also available in English);

4.3.12.4 Gaps

Portfolio investment transactions via foreign markets cannot be determined exactly (see Sub-section 4.3.12.1).

Annual balance of payments – including a geographical breakdown for the previous three years, available in August of the following year: "Zahlungsbilanz nach Regionen, Statistische Sonderveröffentlichung 11".

In the case of direct investment, reverse investment by companies which are direct investors as well as direct investment companies is difficult to capture.

4.3.13.2 Contributors

This country information was drafted by the Balance of Payments Statistics and External Reserves Division of the ECB and subsequently amended and agreed with Germany. Enquiries of a general nature should be addressed to the Press Division of the ECB. Enquiries specific to Germany should be addressed to:

4.3.12.5 Intended harmonisation

None.

Mr. Wilfried Masseling
Deutsche Bundesbank
Wilhelm-Epstein-Straße 14
D - 60006 FRANKFURT
Germany

4.3.12.6 Estimation methods

None.

Tel.: (0049) 69 9566 8668
Fax: (0049) 69 9566 8622

4.3.13 Administration

4.3.13.1 Titles of publications

Regular publications related to the b.o.p. are:

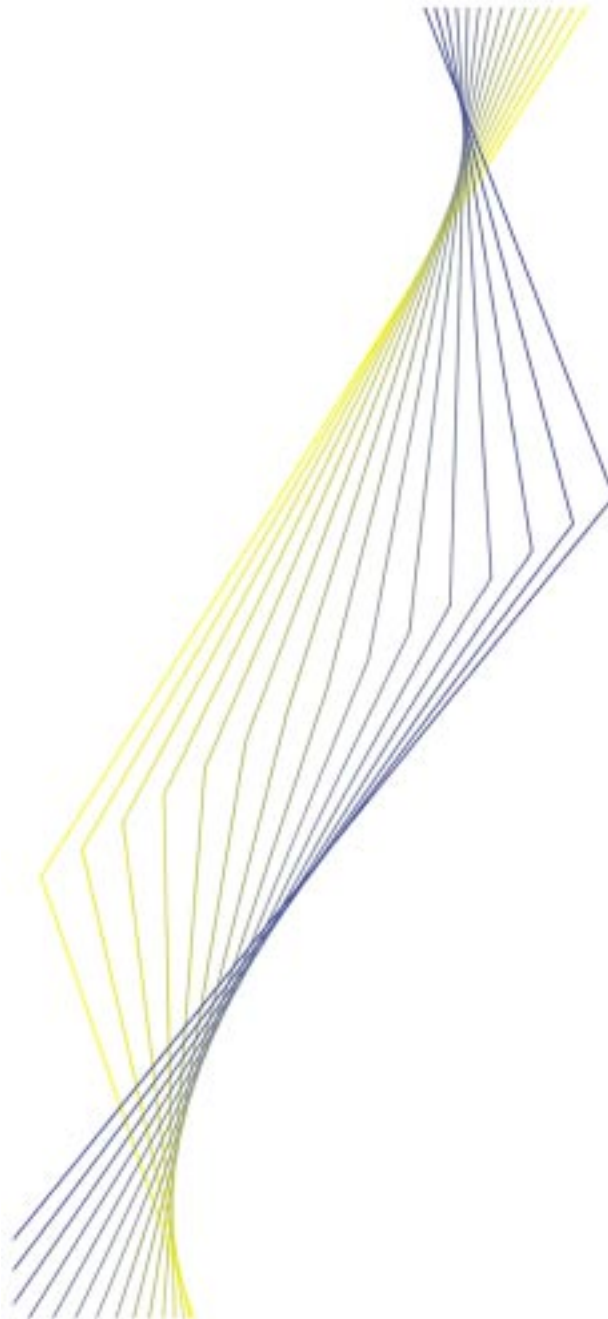
Monthly Current Account – main items, preliminary, available five to six weeks after the reporting period: "Pressemitteilung des Statistischen Bundesamtes über die Entwicklung des Außenhandels";

Monthly balance of payments – main items, preliminary, available five to six weeks after the reporting period: "Pressemitteilung der Deutschen Bundesbank";

Monthly balance of payments – main items and sub-items, preliminary, available seven to eight weeks after the reporting period: "Monatsberichte der Deutschen Bundesbank", "Statistische Beihefte



EUROPEAN CENTRAL BANK

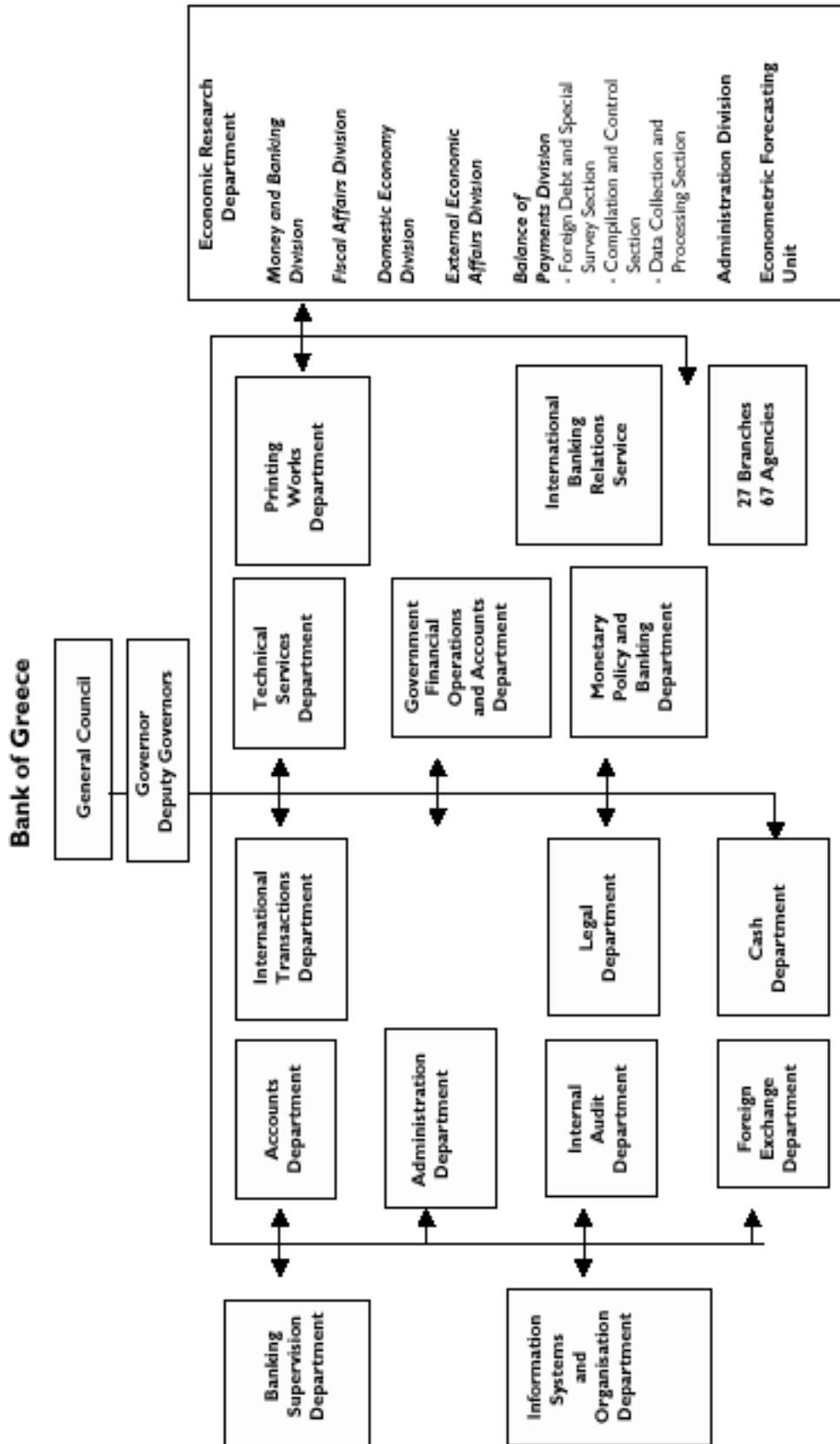


Greece

November 1999

Greece

4.4.1 Organisational chart(s)



4.4.2 Institutional aspects

4.4.2.1 Introduction

The Bank of Greece has been responsible for compiling and producing the Greek balance of payments (b.o.p.) statistics since 1929. The existing system used to be based on exchange controls and the monitoring of foreign exchange flows. However, the gradual liberalisation of the exchange control mechanism has resulted in the system becoming increasingly ineffective in recording flows in the b.o.p., which has, in turn, necessitated a change in the collection system. Short-term capital movements were liberalised in May 1994 and, in March 1995, the Bank of Greece began its search both for potential new methodologies for the compilation of its b.o.p. and for a new collection system. The Bank of Greece has decided to employ a system similar to the Portuguese and Dutch systems for its new b.o.p. collection system. Monthly data derived from the new methodology and based on the conceptual framework set out in the 5th edition of the IMF Balance of Payments Manual (BPM5) were first produced in January 1999.

4.4.2.2 Legislative provisions

The legal basis for the collection and compilation of b.o.p. transactions is contained in the Statute of the Bank of Greece. This legal base has been reinforced by provisions included in the new Statutes of the Bank of Greece (Law 2548/97), whereby all residents are required to report transactions with non-residents to the Bank of Greece for the compilation of the b.o.p. and the assumption of assets/liabilities vis-à-vis non-residents (international investment position (i.i.p.)).

The legislation provides for a sanctions procedure in the event of a failure to report b.o.p. transactions.

4.4.2.3 Internal organisation

Responsibility in the field of statistics is decentralised within the Bank of Greece. The Balance of Payments Statistics Division within the Economic Research Department of the Bank of Greece is in charge of collecting and compiling the data and producing the b.o.p. The Balance of Payments Analysis Section in the External Economic Transactions Division of the Economic Research Division, however, is responsible for analysing the b.o.p. data. It is envisaged that the organisational structure of the Division will be altered to cater for the requirements of the new closed system. One section will be responsible for the b.o.p. compilation of bank data, the second for processing non-bank and direct respondents' data and the third for stocks statistics.

The Money and Banking Division of the Economic Research Division is in charge of monetary and financial statistics.

4.4.2.4 External co-operation

The Bank of Greece is the only institution involved in the production of b.o.p. statistics. The National Statistical Service of Greece (NSSG), however, supplies national accounts trade data, background economic data on the consumer price index (CPI), the gross national product (GNP), industrial production, tourist arrivals and other variables to the Bank of Greece. The data relating to merchandise trade supplied by the NSSG have been subject to long delays, primarily owing to difficulties with the Intra-Community Trade Statistical System (Intrastat). The Bank of Greece has therefore endeavoured to compile its own data on merchandise trade using bank settlements and trade credits data, which are a close proxy for transaction-based statistics. General government external debt is also compiled (stocks data).

4.4.2.5 Users

The Bank of Greece maintains regular contact with users, such as the NSSG, the Ministries of the National Economy and of Finance, other government departments, universities and credit rating companies, etc. Bilateral meetings are sometimes held with users to discuss specific issues. B.o.p. data, according to the standards components of the IMF Manual (4th edition), are supplied to the ECB, the European Commission (Statistical Office of the European Communities; Eurostat), the Organisation for Economic Co-operation and Development (OECD), the International Monetary Fund (IMF) and the Bank for International Settlements (BIS) on a regular basis.

4.4.3 Statistical system

4.4.3.1 Type of collection system

The new Greek data collection system is a ‘*closed settlement-based system*’. Additional information not based on settlements will also be collected on trade credits and, at a later stage, financial derivatives. The new system was tested by means of a pilot scheme during the autumn of 1997 and has been in place for all respondents since end-1997. Codification is undertaken by the respondents (reporting banks) and not by the Bank of Greece. The Bank of Greece codifies reporting forms submitted by direct respondents, as well as monthly supplementary data on financial account items, such as portfolio investment, and on other categories of transactions that require netting out (e.g. credit cards, airline transactions).

The new system does not include an exemption threshold as there is no key for the allocation of low-value transactions, but this may be introduced at a later stage. Transactions are reported on a transaction-by-transaction basis.

Financial account transactions data derived from a general bank settlements reporting system are supplemented with additional information both on transactions (e.g. monthly reports by

resident stockbrokers) and stocks statistics (e.g. quarterly data from custodians).

Information derived from the press is used to update the transactions in direct investment and the debt/liability registers.

4.4.3.2 Reporting agents

(i) *Banks*: these are commercial banks and other special credit institutions, such as the Agricultural Bank. They are required to report external transactions on behalf of residents and non-residents and on their own account, irrespective of whether they are acting as an intermediary between a non-resident bank or non-bank and another resident bank, or carrying out interbank operations affecting their external position. Resident banks must also report the opening and closing balances of their external position broken down by currency. Changes between the opening and closing positions should be equal to the net external transactions in the respective currencies.

(ii) *Direct respondents*: direct respondents (some 200 forms are usually submitted per month) report transactions with non-residents which are not settled via resident banks. In addition, the new system collects data directly from resident transactors such as mutual funds, stockbrokers, credit card companies and airline companies.

(iii) *Public sector*: other departments of the Bank of Greece provide data for the compilation of data on reserve assets, general government external debt and various official transactions. The Ministries of the National Economy and of Finance also provide data on general government external debt and on transactions with European Union (EU) institutions.

4.4.3.3 Thresholds

The new b.o.p. system does not include an exemption threshold as there is no key for the allocation of low-value transactions. Once the system has operated as such for a certain length

of time, it is envisaged that some exemption thresholds will be introduced. Transactions are reported on a transaction-by-transaction basis. For transactions of less than EUR 100,000, information on the resident transactor is available on request, as this has to be submitted to the Bank of Greece. The scrutiny of such large-value external transactions constitutes the most important quality check on the data submitted by banks acting as intermediaries.

4.4.3.4 Availability of data

In order to meet the ECB's key requirements, both in terms of coverage and timeliness, b.o.p. flows statistics under the new system are to be published monthly on a settlements basis. Monthly data are also available on a partial transactions basis, as settlements statistics on visible trade are to be supplemented by trade credits. Imputations, netting-out operations for a number of transactions and the use of supplementary information provided by resident transactors are conducted on quarterly and annual b.o.p. data. In principle, such enhanced "detailed" data can also be made available monthly. Stocks data are to be made available on an annual basis with a geographical breakdown. Portfolio investment stocks may be made available for shorter periods, e.g. quarterly.

4.4.3.5 Timeliness

The reporting agents have 15 working days from the end of the reporting period (month) within which to submit data to the Bank of Greece, which thus has approximately three weeks within which to process the data, check their validity and compile reports for the various users and publications.

4.4.3.6 Compilation frequency

The Greek b.o.p. is compiled on a monthly basis.

4.4.3.7 Data controls

The monthly data submitted on tape to the Bank of Greece are loaded onto the mainframe and then transmitted to the RISC system (computer system used by the Bank of Greece). The data sent via diskette are loaded directly onto the RISC system. For each file received, the validity of the general information (bank identity, reporting period, etc.) is checked and verified by a computer program. The data are also checked for validity and accuracy by means of plausibility checks and checks using previous months' data. A listing of all errors found is produced and the reporting bank is notified immediately. Once the necessary corrections have been processed, a second round of validation takes place and flows are compared with the change in the external position of the reporting bank. Additional comparative reports are produced and manual checking takes place, principally of the high-value transactions (more than EUR 100,000). It is difficult, however, to verify incoming payments on behalf of customers, as the banks do not always know why the payments have been received, and the customer must in many cases be asked about the nature of such transactions. A plausibility check is fairly easy for transactions above the threshold of EUR 100,000; below this threshold, plausibility checking is difficult to carry out.

4.4.3.8 Revision policy

At present, data are revised by the banks for the current month and the previous month only. If an error is detected in earlier data, the Bank of Greece assesses the size and effect of the error in the overall data and decides whether or not to adjust the earlier data and the output. B.o.p. data which are more than six months old are considered to be definitive.

4.4.3.9 Publication

The titles of the publications produced by the Bank of Greece on b.o.p. statistics are listed in Sub-section 4.4.13.1.

Data users of the Greek b.o.p./i.i.p. statistics are:

- (i) other units of the Bank of Greece, e.g. the External Transactions Division, the Money and Banking Division, the Governor's and Deputy Governors' offices;
- (ii) other institutions, e.g. the Ministry of the National Economy, other Government departments, universities, banks.

For the time being, b.o.p./i.i.p. statistics are not being released on the Internet and no release calendar is published in advance.

4.4.4 Implementation

4.4.4.1 Monthly key items

The current national presentation of the Greek b.o.p. more or less covers the ECB's key items as endorsed by the Council of the EMI in November 1994. Timeliness is still a problem, principally because many banks supply the Bank of Greece with data that do not fully meet the Bank of Greece's new requirements. It is expected that the ECB's timeliness requirements will be met by beginning to mid-2000.

4.4.4.2 Estimation methods for the monthly key items

4.4.4.2.1 For trade in goods

Estimates are made by using trends and interpolation from the previous month.

Supplementary information derived from customers' documents as well as data from oil refineries are used to compile the data for the oil account.

For checking the conversion of imports from c.i.f. to f.o.b., as derived from reporting agents' replies to questionnaires, the Bank of Greece applies a 5% rule check.

Seasonal adjustment methods are currently under study in collaboration with ECB.

The geographical allocation of transactions is based on the country of origin, but information is also requested for the country of consignment.

The Bank of Greece does not have a strict revisions policy. In principle, monthly data is revised when the quarterly data are due for publication and supplementary information is available on e.g. financial account transactions. NSSG trade data will also be used for quarterly data.

Data have been compliant with BPM5 standards since January 1999.

The Bank of Greece trade data are probably a cross between the special and general trade principles. The NSSG data published are on a special trade basis.

4.4.4.2.2 For investment income

Flows for investment income are based on settlements data. A mixed approach will probably be used for quarterly statistics, where stocks data will also be taken into account. In case that data are not available on time, estimates are made on the basis of interpolation from the previous month.

Monthly data cannot be reported on an accruals basis.

A breakdown of investment income into its sub-components (direct investment income, portfolio investment income and other investment income) is currently not possible on a monthly basis.

The intra/extra-euro area split of income on portfolio investment income can possibly be obtained from the use of custodian information which is actually a first known counterpart split for liabilities.

4.4.4.2.3 For direct investment

There are no monthly estimates in the field of direct investment.

4.4.4.2.4 For portfolio investment

Supplementary information on portfolio investment is obtained through the use of custodian statistics and other stock statistics and transactions supplied by stockbrokers, mutual funds, etc.

Security-by-security data collection is only carried out for monthly stocks data.

Difficulties are encountered in the estimation of the intra/extra-euro area breakdown, especially in the case of liabilities where geographical allocation can only be made according to the first-known counterpart principle.

The off-setting entry for accrued interest is not currently available on a monthly basis.

4.4.4.2.5 For financial derivatives

There are no monthly estimates in the field of financial derivatives.

4.4.4.2.6 For other investment

There are no monthly estimates in the field of other investment.

4.4.4.3 Monthly key items – implementation plan

A table showing details of the implementation of the monthly key items is shown on the following country page. A distinction is made between current data availability and future implementation requirements for Greece. It can be read as follows:

(i) Column 1 shows the *key items* as endorsed by the Council of the EMI in November 1994. In column 1 the various accounts of the b.o.p. are shown together with their sub-components:

current account

- definitions are the responsibility of the European Commission (Eurostat);

capital account

- definitions are the responsibility of the ECB;

financial account

- definitions are the responsibility of the ECB and reports on most items have already been submitted. For other investment, the sector “banks” will coincide with the list of Monetary Financial Institutions (MFIs).

reserve assets

- definitions are the responsibility of the ECB.

(ii) Column 2, 3, 4 and 5 relate to data *availability* and *timeliness*:

column 2

- with effect from 1998, *totals* are required. This column indicates the data available at the present time;

column 3

- relates to *timeliness* for the provision of totals data in column 2. Timeliness means the current delay experienced between the reporting data and the production of the data. For the monthly b.o.p. key items, it has been agreed that *preliminary* data will be acceptable;

column 4

- indicates for which item a country-by-country (EU Member States) breakdown is already available on a monthly basis;

column 5

- relates to *timeliness* for the provision of a country-by-country breakdown in column 4.

(iii) Column 6 – relates to *definitions*. Departures from agreed practice for certain key items are indicated in the footnotes. The short deadline for the provision of the monthly key items, their highly aggregated level and their use for monetary policy purposes permit some departure from internationally agreed definitions. The definitions for quarterly and annual b.o.p. statistics should be adhered to more closely

than those for monthly b.o.p. statistics.

(iv) Column 7 – a *participating Member State/non-participating Member State split/euro area assets/euro area liabilities* are required as from 1999 (with the reporting month being January 1999).

(v) Column 8 – the *implementation timetable* is relevant for all required data which are not currently available within the agreed six-week timeframe. Any intended improvements with regard to data provision are indicated.

4.4.4.4 Implementation of the IMF Manual (5th edition)

The Bank of Greece set end-1997 as the deadline for providing the EMI with b.o.p. data in compliance with the BPM5. Most banks started reporting by mid-1998, but the old format was retained for 1998 data. Since January 1999, however, data have been published using the new BPM5 format. There is still significant room for improvement in terms of both data quality and timeliness.

In principle, all the IMF's recommendations have been implemented. However, for the current account, it is difficult to apply the recommendations regarding Insurance, Transport and Travel, as these data can only be derived from supplementary sources.

Those areas where conceptual recommendations are yet to be implemented are listed in the various categories in Sub-sections 4.4.5 to 4.4.12 inclusive.

4.4.4.5 Standard components – quarterly and annual

As of January 1999 the presentation of the Greek b.o.p. complies with the BPM5 standards.

4.4.5 Investment income

4.4.5.1 Specific features of data collection

4.4.5.1.1 General

Surveys are used to compile direct investment stocks data, other sectors' debt liabilities and custodians' positions.

Adjustment between annual, quarterly and monthly figures will be made when more detailed data becomes available on a quarterly basis and in some cases annually. There are no breaks in time series due to any methodological changes.

The geographical allocation of investment income is usually made according to the country of settlement; in the case of portfolio investment it is made according to the residency of the issuer of the asset and of the first known counterpart in the case of liabilities. No geographical breakdown is available for historical data.

The phenomenon of a bias towards an "under-recording" of credits in the income account cannot be observed for Greece.

4.4.5.1.2 Income on direct investment

With regard to *income on equity*, the rate of return is estimated using a proxy based on the foreign direct investment companies listed on the Athens Stock Exchange. The Bank of Greece plans to use annual data for reinvested earnings obtained from the annual foreign direct investment questionnaire.

With regard to *income on debt*, income on inter-company loans is not currently recorded.

4.4.5.1.3 Income on portfolio investment

The calculation of income on portfolio investment is based on the use of stocks data,

**Balance of Payments Statistics
Implementation of the Monthly Key Items**

GRECE UPDATED: AUGUST 1999 KEY ITEMS	CURRENT DATA AVAILABILITY			DEFINITIONS	step 2 approach EURO AREA/NON-EURO AREA MEMBER STATES EURO AREA ASSETS/EURO AREA LIABILITIES ¹⁾	IMPLEMENTATION TIMETABLE (to be filled in 1)
	TOTALS step 1 approach	TIMELINESS	GEOGRAPHICAL BREAKDOWN Country by Country EU-Member States			
Current account	Y	10 weeks	Y		Y	
Goods	Y	10 weeks	Y		Y	
Services	Y	10 weeks	Y		Y	
Income	Y	10 weeks	Y		Y	
Transfers	Y	10 weeks	Y		Y	
Capital account	quarterly	11 weeks			Y	Considerable improvement in
Financial account						Timeliness. Main target: 6 weeks by mid-2000
<i>Direct investment</i>	Y	10 weeks	Y		Y	
abroad			Y			
in the reporting economy			Y			
<i>Portfolio investment</i>	Y	10 weeks	Y		Y	
equity securities	Y		Y		Y	
debt securities	Y		Y		Y	
bonds and notes	Y		Y		Y	
money market	Y		Y		Y	
<i>Financial derivatives</i>	Y		N		Y	
<i>Other investment</i>	Y	10 weeks	partial		Y	
banks	Y	10 weeks	Y		Y	
long-term	Y	10 weeks	Y		Y	
short-term	Y	10 weeks	Y		Y	
general government	Y	10 weeks	Y		Y	
monetary authorities	Y	10 weeks	Y		Y	
other sectors	Y	10 weeks	Y		Y	
<i>Reserve assets</i>	Y	1 week				

FOOTNOTES:
1) General:
- Full implementation of the new system as from January 1999.
- New b.o.p. methodology based on the BPM5 and ECB/Eurostat requirements implemented as from January 1999.
- Split between participating and non-participating Member States will be available for all monthly key items from 1999 onwards.

~ REQUIRED DEFINITIONS ALREADY IN USE.

and could be subdivided according to the intra/extra-euro area split.

There are no problems with the recording of income for specific types of bonds.

No impact on portfolio investment income due to taxation issues can be observed.

4.4.5.1.4 Income on other investment

The Bank of Greece encounters difficulties in the recording of income on trade credits. Transactions in deposits by private individuals/enterprises with foreign institutions are recorded, but the interest share in leasing payments is missing.

Income on reserve assets is recorded on an accruals basis.

4.4.5.2 Definitions

With the exception of the items given in Subsections 4.4.5.3 and 4.4.5.4, the Bank of Greece complies with the recommendations of the BPM5 and the harmonisation proposals made by the Working Group on Balance of Payments and External Reserves Statistics (the former Task Force on Financial Flows and Stocks Statistics).

4.4.5.3 Deviations from agreed definitions

Income on financial derivatives (i.e. interest rates swaps) is included in investment income, but this will change in conformity with ECB requirements.

4.4.5.4 Gaps

Income on inter-company loans is not currently recorded and the Bank of Greece encounters difficulties with the recording of income on trade credits.

4.4.5.5 Intended harmonisation

Exclusion of income on financial derivatives (i.e. interest rates swaps) is planned in conformity to ECB requirements.

4.4.5.6 Estimation methods

4.4.6 Capital account

4.4.6.1 Specific features of data collection

Part of the general reporting system (see Subsection 4.4.3.2). Data for general government transactions are available for EU budget transfers, i.e. specific information on capital transfers involving EU institutions.

A distinction between current and capital transfers is very difficult to apply for most items, e.g. private sector transfers. Capital transfer data from the EU budget are to be provided by the European Commission (Eurostat) on a quarterly basis. The Bank of Greece will use these data in its national presentation.

4.4.6.2 Definition

In principle, the definition of the capital account will be in accordance with the BPM5 and the harmonisation proposals made by the former Task Force on Financial Flows and Stocks Statistics.

4.4.6.3 Deviations from agreed definitions

Emigrants' remittances are recorded under current transfers, but the balances of their accounts held with residents. As a concept, this treatment is not significantly different from the "centre of economic interest" IMF residency guidelines for the following reasons:

- emigrants' accounts are usually jointly held with residents of Greece, so they cannot be viewed as a liability to non-residents;

- emigrants are in fact individuals who, in many cases, spend part of every year in Greece, and can thus be said to have “multiple residency” status (paragraph 72, BPM5);
- emigrants can maintain these accounts, even if they no longer live abroad and have returned to Greece and acquired the status of resident.

Historically, emigrants’ deposits held with Greek banks have been used almost entirely to finance expenditure in Greece, i.e. they have been very similar to current transfers. Thus these deposits do not have the characteristics of a short-term financial instrument. The stocks of such deposits, even in times of financial or political crisis, have not shown the sharp fluctuations common to short-term instruments.

4.4.6.4 Gaps

Very little information is available on the acquisition/disposal of non-produced non-financial assets unless it is detected. Gaps occur throughout the rest of the capital account; debt forgiveness is considered to be insignificant. A specific code has been included in the new b.o.p. nomenclature, but so far no significant entries have been observed.

4.4.6.5 Intended harmonisation

The provision of more detailed information from the European Commission is a basis requirement if data are to be harmonised and the system is to function efficiently, i.e. for the provision of both the monthly key items and the quarterly/annual detailed statistics.

4.4.7 Direct investment

4.4.7.1 Specific features of data collection

After compiling a register of foreign direct investment (FDI) companies, the Bank of

Greece started collecting FDI data for the first time for 1995, 1996 and 1997 using an annual pilot questionnaire for both inward and outward FDI. With regard to the 1998 position, the annual revised questionnaire has already been sent out. Concerning FDI data, in the past only authorisation data were collected, but the series stopped in 1992.

Experience in Greece shows that FDI statistics of a reasonable quality cannot be produced unless a companies register is available and an annual FDI survey is conducted. FDI flow statistics are not of good quality when only bank settlements are used. There are limits to the level of detail that a bank settlements system can produce. Flow statistics on direct investment cannot be produced on a consistent basis unless there is an earmarking system in operation, i.e. specific transactions are identified as FDI-related. Therefore, the use of surveys is crucial for the recording of direct investment transactions.

Annual questionnaires which are based on FDI register information are supplemented by various sources, such as flow statistics, press reports and information from Bank of Greece branches.

Difficulties in delimiting direct investment and portfolio investment have been resolved, as quarterly information can be obtained from the Athens Stock Exchange in order to reallocate transactions of 10% or more of an entity’s capital to FDI. Quarterly/annual data are adjusted accordingly.

Information on long and short-term loans between affiliates is requested in the FDI questionnaire sent to respondents.

With regard to the treatment of special purpose entities, the Bank of Greece tries to record the relationship up to the second level.

Equity contributions without payment (i.e. providing real assets or financial assets) are difficult to identify; supplementary information is needed.

Domestic stocks acquired by non-resident investors through secondary markets can be identified, since the Athens Stock Exchange publishes confidential information on all transactions involving more than 10% of the share capital of any listed company.

4.4.7.2 Definition

For flows, the Bank of Greece will comply with the 10% rule and will add 50% in order to make the compilation of foreign affiliates' trade statistics (FATS) possible.

Reporting agents will be informed via the new reporting instructions that they must apply the directional principle.

4.4.7.3 Deviations from agreed definitions

There should be no deviations under the new collection system.

4.4.7.4 Gaps

Data on reinvested earnings will only be known after the publication of the annual statements of enterprises in May/June each year. It would probably be very problematic to attempt to obtain data for reinvested earnings any earlier.

4.4.7.5 Intended harmonisation

The introduction of the new collection system should enable the Bank of Greece to collect data on direct investment in accordance with the requirements of the BPM5.

4.4.7.6 Estimation methods

There are no quarterly estimates in the field of direct investment.

4.4.8 Portfolio investment

4.4.8.1 Specific features of data collection

Flows (inward): banks and direct respondents report portfolio investment data within the context of the general b.o.p. reporting scheme. Banks generally deal on their own account (usually in Treasury bills and Greek bonds) and only deal in shares if a new issue takes place or if they are acting as the underwriters of the deal itself. Discussions with banks have revealed three types of transactions: transactions on their own account; transactions with non-residents where the resident bank acts as the custodian; and transactions with non-residents where the resident bank does not act as the custodian. For the first two types, all the information required by the ECB, the IMF, etc., is known. However, in the latter case, not all the details are available, so that the Bank of Greece has to contact the resident counterpart to complete the reporting form, as necessary.

Flows (outward): for mutual funds, all the necessary information is known for investments made through Greek banks and those for which Greek banks act as intermediaries.

Difficulties in delimiting direct investment and portfolio investment have been resolved, as quarterly information can be obtained from the Athens Stock Exchange in order to reallocate transactions of more than 10% of an entity.

Settlement data are used. Stocks data are used for checking purposes. The International Securities Identification Number (ISIN) for securities is used to check the flows against stocks and to compile income flows on an accruals basis.

The geographical allocation criterion for assets is based on the country of residence of the issuer. For liabilities, it is based on the first known counterpart principle. A full geographical breakdown is available and no difficulties are encountered in following this principle. The

geographical breakdown is available on a quarterly and on an annual basis; however, it is not available for historical data prior to the introduction of the new collection system.

4.4.8.2 Definition

The Bank of Greece will comply with most of the recommendations set out in the BPM5 and the harmonisation proposals made by the former Task Force on Financial Flows and Stocks Statistics. However, the distinction between direct investment and portfolio investment is difficult to determine for reporting agents and can only be made by the Bank of Greece using the register of information on companies which is currently under development, and information for listed companies supplied by the Athens Stock Exchange.

Service charges, fees and commissions are excluded; the necessary information is obtained via the bank settlements system, as part of financial services.

The offsetting entry for accrued interest is recorded under portfolio investment on a quarterly basis.

Private placements will be recorded in the Greek b.o.p., if detected.

Transactions in relation to the trading of loan portfolios are included in other investment.

4.4.8.3 Deviations from agreed definitions

There should be no deviations under the new system.

4.4.8.4 Gaps

For portfolio investment flows (outward), limited information is available for investments made directly with non-residents, i.e. carried out

through either a broker or a non-resident bank. Very little information is available on money market instruments, except for transactions in Treasury bills.

4.4.8.5 Intended harmonisation

The Bank of Greece has decided to use ISIN codes in the new system. In addition, all resident stockbrokers, mutual funds and investment companies have to submit monthly supplementary information on both inward and outward portfolio investment transactions to the Bank of Greece.

The issue of recording accrued interest for bonds and zero coupon bonds has not, as yet, been addressed by the Bank of Greece.

4.4.8.6 Estimation methods

None.

4.4.9 Financial derivatives

4.4.9.1 Specific features of data collection

The recording of financial derivatives is a problem that has not yet been fully resolved. Codes for financial derivatives are included in the general reporting system, as well as in the stocks survey system. Derivatives transactions are not yet in general use; an official derivatives exchange will, however, soon be operational.

4.4.9.2 Definitions

See Sub-section 4.4.9.1.

4.4.9.3 Deviations from agreed definitions

See Sub-section 4.4.9.1.

4.4.9.4 Gaps

See Sub-section 4.4.9.1.

4.4.9.5 Intended harmonisation

See Sub-section 4.4.9.1.

4.4.9.6 Estimation methods

None.

4.4.10 Other investment**4.4.10.1 Specific features of data collection**

The collection system for data on loans relies on the information declared to the Bank of Greece. Data for loans issued by the general government sector are unproblematic, as are data for the banks sector, which are obtained from money and banking statistics. Data on loans from the non-banks sector are unproblematic if the loan is made via a resident bank. However, data are more difficult to capture if the loan is made by a resident directly with non-resident bank. If the resident does not ask a resident bank to “service” these loans, the loans cannot be recorded, as the customer has not declared them. An annual survey was launched in 1997 and 1998 to record the outstanding debt liabilities of the non-banks sector. To this end, a questionnaire was sent to around 1,000 resident enterprises. The quality of data seems to be high.

Historical data cannot be produced for all sectors; stocks positions are available for the years 1997 and 1998.

Trade credits are recorded when the credits are opened and the payments are made.

The sectoral breakdown is available on a quarterly basis, as is the breakdown by maturity.

However, a breakdown by instrument is available, for the time being, only on an annual basis.

4.4.10.2 Definition

In principle, the Bank of Greece will comply with the recommendations set out in the BPM5 and the harmonisation proposals made by the former Task Force on Financial Flows and Stocks Statistics. For example, the simplified breakdown, as agreed by the above-mentioned Task Force in 1996, will not pose a problem.

Data for trade credits will be reported under other investment. Such data will be collected, together with settlement-based trade statistics.

Both “genuine” repurchase agreements at a fixed price on a fixed date as well as sell/buy-back transactions are recorded. Although lending against collateral is currently more significant, repo activities are expanding. Evidence points to the predominance of monthly maturities.

4.4.10.3 Deviations from agreed definitions

There should be no deviations under the new system.

4.4.10.4 Gaps

Deposits: there is a gap in the data for the non-banks sector (on the assets side). Foreign currency banknotes and coins are not included in other investment, but only in the travel account.

4.4.10.5 Intended harmonisation

Data available from the BIS will probably be used as a proxy to cover the gap in the data for the assets of the non-banks sector.

4.4.10.6 Estimation methods

There are no quarterly estimates for the other investment account.

4.4.11 Reserve assets

4.4.11.1 Specific features of data collection

The information is obtained from the Foreign Exchange Division of the Bank of Greece. A breakdown by instrument is available only on a monthly basis.

4.4.11.2 Definition

In principle, the Bank of Greece will comply with the recommendations set out in the BPM5 and the harmonisation proposals made by the former Task Force on Financial Flows and Stocks Statistics.

4.4.11.3 Deviations from agreed definitions

None.

4.4.11.4 Gaps

The Bank of Greece will comply with the ECB Recommendations regarding reserve assets.

4.4.11.5 Intended harmonisation

The Bank of Greece considers that the provision of disaggregated stocks and flows data on reserve assets should be a subject of discussion in the Foreign Exchange Policy Sub-Committee.

4.4.12 International investment position

4.4.12.1 Specific features of data collection

The collection system of the Bank of Greece is based on pure stocks data stemming from

annual surveys for FDI, other investment and quarterly surveys for portfolio investment (consolidations, banks, etc.).

Stock statistics are compiled for all items:

- portfolio investment stock statistics are compiled on a quarterly basis using data from custodians, stockbrokers, mutual funds and investment companies;
- statistics on FDI are compiled once a year on the basis of an annual survey based on a register;
- loan liabilities for general government and other sectors are compiled once a year on the basis of data from the Bank of Greece and an annual survey sent out to private sector firms;
- MFIs' external assets/liabilities are compiled on the basis of data included in the monthly bank balance sheet statistics of the Bank of Greece's Money and Banking Division;
- BIS data are used for various purposes.

The Bank of Greece has no problem providing a breakdown by sector or by instrument. For the geographical breakdown, similar problems are encountered as for the flows: assets can be allocated according to the issuer, but liabilities can only be allocated according to the first known counterpart.

Timeliness problems do not seem to arise for most items, with the possible exception of FDI stocks.

Greece did not participate in the 1997 IMF Co-ordinated Portfolio Survey, as the data did not seem to be of good quality. In principle, Greece might be in a position to conduct surveys on a quarterly basis. Data on inward investment are of better quality and coverage than data on outward investment (timeliness: quarter plus six to eight weeks).

4.4.12.2 Definitions

4.4.12.2.1 General

The coverage and the concept are broadly in line with the appropriate position of the

quarterly/annual b.o.p. position of the financial account. The definitions are in line with the recommendations in the BPM5 and those of the Working Group on Balance of Payments and External Reserves Statistics (former Task Force on Financial Flows and Stocks Statistics).

For the reconciliation adjustment, the changes in stock positions are compared with changes in transactions, taking into account valuation adjustments.

The valuation is based on:

- (i) market values for equity;
- (ii) nominal values for bonds and Treasury bills, since the secondary market has only just developed; and
- (iii) book values for FDI stocks; where possible market values are used for companies quoted on the stock exchange.

4.4.12.2.2 Direct investment

The directional principle is followed and reinvested earning are included.

4.4.12.2.3 Portfolio investment

See Sub-section 4.4.12.2.1.

4.4.12.2.4 Financial derivatives

Data are recorded on a gross basis.

4.4.12.2.5 Other investment

See Sub-section 4.4.12.2.1.

4.4.12.2.6 Reserve assets

With the exception of gold, for which valuation is based on 65% of the average market price in December of each year, reserve assets are recorded at closing middle market prices at the

end of the appropriate period, using the closing middle market exchange rates prevailing at the reference date.

No major discrepancies occur when compiling reserve assets from account balance sheets.

Regarding the adjustment between accounting-based data and b.o.p./i.i.p. consistent data, reserves are, at present, revalued once a year to adjust them for exchange rate changes.

4.4.12.3 Deviations from agreed definitions

None.

4.4.12.4 Gaps

None.

4.4.12.5 Intended harmonisation

None.

4.4.12.6 Estimation methods

None.

4.4.13 Administration

4.4.13.1 Titles of publications

Provisional BOP with Summary Report (monthly) – this is a Press Release in which the monthly figures are published, together with a report to explain developments; (these data are published in USD millions, EUR millions and GRD billions);

Monthly Statistical Bulletin – the data presented here are shown in a more analytical breakdown; Quarterly Economic Bulletin – also details recent b.o.p. developments;

Greece

Budget statement – details recent b.o.p. developments together with an analysis; Governor's Annual Report.

4.4.13.2 Contributors

This country information was drafted by the ECB's Balance of Payments and External Reserves Division and subsequently amended and agreed with Greece. Enquiries of a general nature should be addressed to the Press Division of the ECBH. Enquiries specific to Greece should be addressed to:

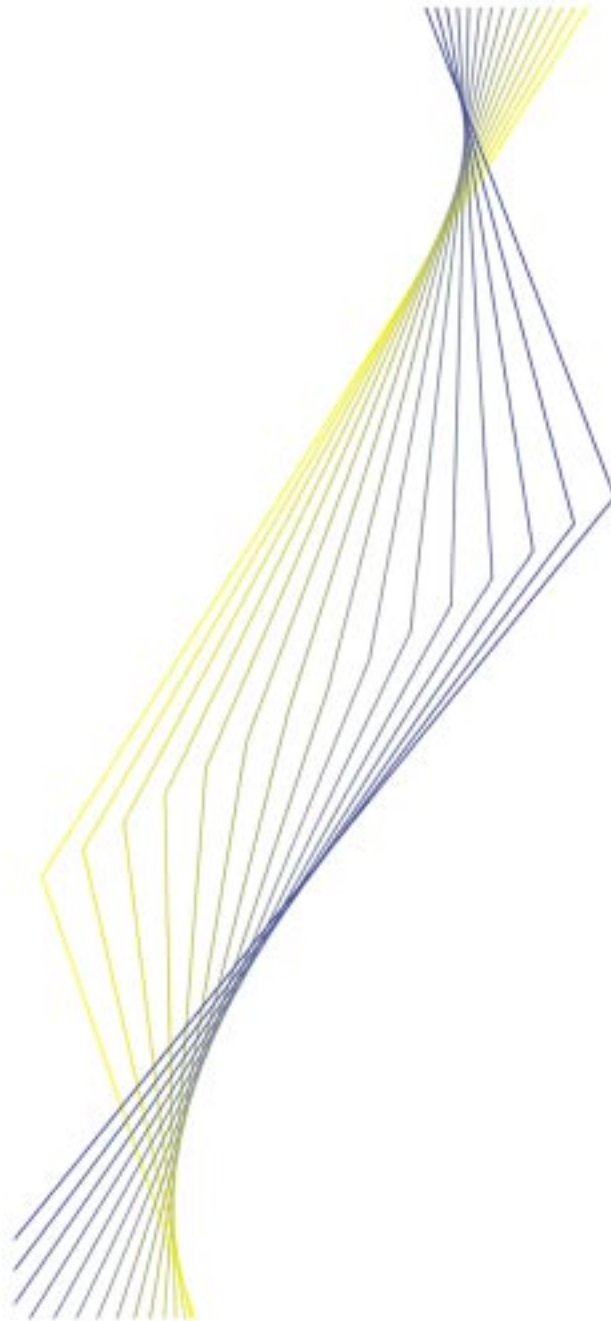
Ms Vera Rodis
Head of BOP Compilation Section
BOP Statistics Division
Economic Research Department
Bank of Greece
Panepistimiou Avenue, No 21
GR – 10250 ATHENS
Greece

Tel.: (0030) 1 323 02379 or 1 323 02540
Fax: (0030) 1 323 6035

Mr. Andreas Karapapas
Deputy Head of BOP Compilation Section
BOP Statistics Division
Economic Research Department
Bank of Greece
Panepistimiou Avenue, No 21
GR – 10250 ATHENS
Tel.: (0030) 1 323 02379 or 1 323 02540
Fax: (0030) 1 323 6035



EUROPEAN CENTRAL BANK



Spain

November 1999

4.5.2 Institutional aspects

4.5.2.1 Introduction

The Banco de España has been responsible for compiling the balance of payments (b.o.p.) statistics since 1991. Before then, their compilation was the responsibility of the Secretary of State for Trade at the Ministry of Economics and Finance. After the full liberalisation of cross-border economic transactions in 1992 and the publication of the new Balance of Payments Manual (5th edition) of the International Monetary Fund (IMF), the BPM5, a completely new b.o.p. data collection system was introduced in 1993.

4.5.2.2 Legislative provisions

All residents in Spain are obliged, by Royal Decree, to declare all cross-border transactions they undertake. This is for fiscal and administrative reasons as well as for statistical purposes. The Banco de España, in turn, is responsible for declaring this information to the fiscal authorities.

The Royal Decree and circulars regulate the b.o.p. reporting obligations in a uniform manner. The burden of reporting is therefore equal for banks and all direct reporters. The legal basis provides the possibility of imposing sanctions on individuals and companies which do not fulfil their obligations to report on b.o.p. transactions. The sanctions imposed are of an administrative nature and take the form of a fine. Credit institutions can also be fined by the Banco de España whenever they fail to comply with the general rules imposed by the central bank.

4.5.2.3 Internal organisation

Generally, all statistics produced by the Banco de España are compiled by the Research Department, which consists of four sections: the Economic Analysis and Forecasts Section, the Statistics and Central Balance Sheet Office

Section, the Economic Research Section and the Monetary and Financial Research Section. The Balance of Payments Section, however, is not part of the Research Department; rather, it is located together with the Foreign Operations Section in the Foreign Department.

The Balance of Payments Section co-operates continuously with the other departments of the Banco de España. Information obtained from the Book-entry Department enables the accruals principle to be applied to the interest paid by the Treasury on registered bonds and notes. The Statistics and Central Balance Sheet Office Section, which produces data for the national accounts (financial accounts), and the Balance of Payments Section work together on a regular basis to check that the figures produced for the national accounts are reconciled with the b.o.p. figures.

4.5.2.4 External co-operation

The Balance of Payments Section consults the Government Customs Department, which provides figures for merchandise – foreign trade (intra-EU and extra-EU trade). A tape is provided on a monthly basis and adjustments to these data are carried out within the Banco de España. This is one-way traffic – the Balance of Payments Section does not provide data to the Customs Department. The trade statistics represent transaction data.

In the past, the involvement of the Ministry of Economics and Finance was primarily for exchange control reasons, whereas it is now for purely statistical purposes. The Banco de España uses some data provided by the Ministry for flow figures on direct investment.

Co-operation with the National Institute of Statistics (NIS) is continuous, since the Rest of the World (ROW) account is compiled by the Institute using b.o.p. data as a source.

The Spanish National Stock Market Commission (CNMV) provides information on

companies quoted in the stock markets, which is used for flow figures on direct investment.

The Spanish Treasury provides detailed information on payments between Spanish institutions and the European Union which makes it possible to differentiate between current and capital transfers.

4.5.2.5 Users

B.o.p. data according to the standard components of the BPM5 are supplied to international organisations, such as the ECB, the European Commission (Eurostat), the Organisation for Economic Co-ordination and Development (OECD), the IMF and the Bank for International Settlements (BIS), on a regular basis. Data are now transmitted to the ECB and the European Commission (Eurostat) using the GESMES/CB message format. The same applies to other organisations such as the IMF and the BIS, provided that they have agreed upon its use.

4.5.3 Statistical system

4.5.3.1 Type of collection system

The Banco de España introduced a new data collection system in 1993. It is described as a "semi-closed settlement system". The general reporting system is fully closed: all changes in the external accounts of banks or non-banks are explained by the full reporting of transactions (flows). The balance of external accounts at the beginning of the period plus the transactions during the period equal the balance at the end of the period. The general reporting system is complemented by other sources:

- data on trade/goods are obtained from the Customs Department;
- data on government transactions (public transfers) are reported directly;
- the accruals principle is applied to the interest paid by the Treasury on registered bonds and notes, using information

obtained from the Book-entry Department of the Banco de España.

Further sources such as the supervisory reports of Monetary Financial Institutions (MFIs) are used for checking purposes and also to:

- obtain the geographical breakdown of MFIs' other investment; and
- transform the reported net figures of the correspondent accounts of MFIs into gross figures.

The Banco de España is waiting for the establishment of the Centralised Securities Database (CSD) which will be used to produce the split between euro area and non-euro area transactions in securities. Finally, all news available via public information systems (press) and relevant for b.o.p. purposes is used to check the b.o.p. returns. The BIS database is not used at present.

4.5.3.2 Reporting agents

(i) *Deposit money institutions*: these institutions are banks, savings banks and credit co-operatives. They must report the transactions with non-residents carried out both on their own account and on behalf of their customers, in accordance with Banco de España Circular 15/1992. Data submitted by this group of reporting agents should include the opening and closing balances of the accounts, the credits and debits of which are the counterpart of the reported flows. Hence the change in the resulting balance must be equal to the sum of the individually declared flows. The plausibility of the data is checked against balance sheet data.

(ii) *Other financial institutions* registered with the Banco de España or the Spanish National Stock Market Commission: these institutions are specialised lending institutions, agency brokers and broker-dealers. They must declare all transactions carried out on their own account and on behalf of their customers (Circular 15/1992).

(iii) *Holders of accounts with non-resident credit*

institutions: these account holders must report the opening and closing balances of their accounts and all operations settled through them to the Banco de España (Circular 24/1992).

(iv) *Inter-company accounts with non-resident firms* are becoming increasingly important. All transactions through these accounts must be reported directly to the Banco de España (Circular 24/1992), together with the opening and closing balances of these accounts and the transactions debited or credited through them (Circular 24/1992).

(v) *Clearing transactions with non-residents*: Clearing means any operation that does not give rise to a settlement via credits or debits on a bank or inter-company account, since it involves a receipt and a payment of the same amount with opposite signs. Residents who carry out such transactions must report them directly to the Banco de España (Circular 23/1992).

(vi) *Foreign lending and borrowing by residents other than credit institutions*: Spanish residents who carry out such transactions must report the terms of the loans or private issues to the Banco de España. This also includes the relationship between the lender and the borrower.

4.5.3.3 Thresholds

The reporting threshold for banks and direct reporters (foreign bank account holders or inter-company accounts) is not an exclusion threshold, but a simplification threshold. For banks, the amount (ESP 500,000) refers to individual transactions: only receipts and payments exceeding this amount are reported individually and the nature of the transaction specified. For direct reporters, the amount (ESP 50 million) refers to the total transactions settled through the foreign account in any given month: if these transactions exceed ESP 50 million, the account holders have to report them. If not, there is no obligation to report them in that particular month, and the transactions are reported in the following

month (if the threshold is exceeded), or at the end of the year (if the threshold was not reached in any month). Only if the total amount of the transactions settled in the year is less than ESP 10 million are direct reporters not obliged to report them.

4.5.3.4 Availability of data

At the beginning of 1993 the Banco de España was aware of the requirements of the new BPM5 and it took advantage of this when preparing the new data collection system. Soon after the new data collection system was introduced, the Banco de España published b.o.p. figures in accordance with the requirements of the revised Manual and sent data translated into the new format to the international organisations. Data were sent to the IMF on all three accounts (including financial derivatives), from 1991 onwards.

4.5.3.5 Timeliness

At present, a complete set of data, including goods data supplied by the Customs Department, are available within eight to nine weeks. Goods data for the provision of the monthly key items within six weeks are estimated by the Banco de España (see Sub-section 4.5.4.2.1 below).

Banks and other financial institutions have to submit their data within 10 working days of the reporting period. Other residents (account holders or clearing transactors) have 20 and 30 calendar days respectively after the end of the reporting period to submit their data. Reporting agents do not seem to experience difficulties in meeting these deadlines, since only very few cases of untimely reporting occur; in such cases a fine might be invoked. The Banco de España has ongoing contact with reporting agents as data are submitted every 10 days. The Banco de España intends to receive these data in a more automated way.

4.5.3.6 Compilation frequency

The Spanish b.o.p. is compiled on a monthly basis.

4.5.3.7 Data controls

There are three levels of checking controls which can be distinguished. First, a fairly complete set of validity and consistency checks has been defined that are executed on the data by automatic procedure. Second, controls on the aggregate data are carried out by means of macro-editing reports based on expected values. Unexpected results are checked, so that flows contributing to any suspicious figures are analysed and banks are asked to justify or correct them. Third, a set of plausibility checks is performed on the data where the aggregated data reported by the banks are compared with the data provided in previous periods. In addition, the data are compared with those reported on the balance sheets of the banks.

4.5.3.8 Revision policy

In Spanish publications monthly data are revised as follows:

- when data for the current month are published, data for the preceding month are revised;
- in January (i.e. when the December data are revised), data for the previous 23 months can also be revised.

There is no differentiation between monthly, quarterly and annual figures in Spanish publications.

4.5.3.9 Dissemination

The titles of the publications produced by the Banco de España on b.o.p. statistics are listed in Sub-section 4.5.13.1.

B.o.p. data are used internally by other units of the Banco de España as well as by other

institutions to compile statistics and to carry out studies. Mostly, b.o.p. data are used for various purposes and only in some specific cases (i.e. national accounts) do they serve a specific purpose.

The dissemination follows the Special Data Dissemination Standards (SDDS) criteria. The Spanish b.o.p. data, together with the date of their release, are available on the Internet ([HTTP://www.bde.es/infoest](http://www.bde.es/infoest)).

4.5.4 Monthly key items

4.5.4.1 Availability of monthly key items

The Banco de España can provide monthly euro area b.o.p. data in accordance with the requirements for the key items, including the euro area/non-euro area breakdown. Data for the monthly key items are available, with the exception of data on goods, within five to six weeks. Since the customs data for goods become available at a later stage, the Banco de España has to estimate preliminary data for the goods item.

4.5.4.2 Estimation methods for monthly key items

4.5.4.2.1 For trade in goods

Except for goods and some breakdowns in other investment of MFIs, the Spanish monthly key items are reported as flows without any estimations.

Data on trade in goods are, in principle, derived from customs data based on transactions on an f.o.b. basis. Data from 1990 onwards are compliant with the BPM5 standards in force since 1993. When data are not available on time, estimations are made, using the ARIMA model. The seasonal pattern of the settlement data is applied to the transactions.

The euro area/non-euro area split of transactions depends on the countries reported

in the Intra-Community Trade Statistical System (Intrastat) or customs documents. Although the Banco de España is currently following the principle of country of origin, it intends to implement the country of consignment principle in the near future, probably from 2000 onwards. The Customs Department has reported that there are no major differences between the two concepts in the case of Spain. Spain applies the “special trade” principle, meaning that goods placed in bonded warehouses within the national territory of the reporting country and exports of goods previously kept in bonded warehousing are excluded from the b.o.p. statistics.

The number of revisions to be carried out depends on the Customs Department. Usually data are revised once a year.

4.5.4.2.2 For investment income

The monthly flows for the investment income account are mainly based on settlement data, with the exception of the income accrued by non-resident holdings of bonds and notes registered at the Book-entry Department of the Banco de España. In the case of Spain, monthly and quarterly data are fully consistent. Thus, no forecasts are produced in this area and the accruals principle is followed in the same way as for the quarterly b.o.p.

Although it would be possible to provide a monthly breakdown of the investment income account into its sub-components (direct investment income, portfolio investment and other investment income), as is required quarterly, further disaggregation entails the risk of increasing mistakes and revisions.

With regard to the geographical allocation of portfolio investment income, Spain would be able to break down the inflows according to the debtor principle, and thus to identify the actual residency of the counterpart, if that were to be required. No final counterpart can be identified for outflows of portfolio investment income.

No estimates are made in the event of data not being available on time.

4.5.4.2.3 For direct investment

There are no monthly estimates in the field of direct investment income.

4.5.4.2.4 For portfolio investment

The collection of monthly data takes place on a security-by-security basis. Book-entries for registered general government bonds and notes are used to apply the accruals principle to income on these instruments. No modelling is used.

With regard to the estimation of the geographical breakdown, the situation is similar to that described under the relevant income item (see Sub-section 4.5.4.2.2). While the actual residency of the debtor can be identified on the assets side, the main problems of correct allocation are on the liabilities side and in the identification of the creditor's residency.

4.5.4.2.5 For financial derivatives

Only reported flows are included. No estimates are made.

4.5.4.2.6 For other investment

Banking supervision reports are used to make the euro area/non-euro area split of MFIs' flows and to translate some of the reported net flows into gross figures (see also Sub-section 4.5.3.1).

4.5.5 Investment income

4.5.5.1 Specific features of data collection

4.5.5.1.1 General

Part of the general reporting system (see Sub-section 4.5.3.1). Neither stocks statistics nor surveys are used.

Realised gains and losses are generally recorded correctly in the financial account. Income on financial derivatives (i.e. interest swaps) is included in the financial account, even for periods before January 1999.

Data for 1998 and 1999 are fully consistent. For previous years, the use of the International Securities Identification Number (ISIN) code is not possible, and the euro area/non-euro area split of the MFI sector in other investment and its income component is not available. For the historical data on all other components, a geographical breakdown is available on a monthly basis.

Adjustments or reconciliations between monthly, quarterly and annual figures are not necessary since no estimates are carried out for monthly data, in particular, and there should thus not be any inconsistencies.

The geographical allocation of investment income for both credits and debits is generally based on the first known counterpart principle, except for portfolio investment income (see Sub-section 4.5.5.1.3). The main problems concern the income component of portfolio investment liabilities and the income on other investment of MFIs.

No bias towards the under-recording of credits can be seen with regard to the income account.

4.5.5.1.2 Income on direct investment

With regard to *income on equity*, the Banco de España does not currently include any reinvested earnings in the b.o.p. Income is registered when it is paid. No rate of return on stocks is calculated.

Regarding *income on debt*, interest on inter-company loans is recorded appropriately owing to the fact that all loans are reported directly to the Banco de España, which can separately identify inter-company loans and the corresponding income transactions.

4.5.5.1.3 Income on portfolio investment

The return on *income on debt* is not usually calculated on the basis of stocks (see also the remarks in Sub-section 4.5.5.1.1), except in the case of general government registered bonds and notes. Income on specific types of bonds (i.e. indexed bonds) is recorded when amounts paid or received are registered.

Accrued interest from the date of the last coupon payment to the date on which the transaction takes place is registered as part of the price of the bond and "coupon washing" distortions are eliminated by recording the income on these bonds and notes on an accruals basis.

Income related to money market instruments is not well-covered; however, the amounts are not significant in the Spanish b.o.p. Accruals are not applied to these instruments.

The impact of taxation issues on portfolio investment income are difficult to assess.

With regard to the geographical breakdown of income on portfolio investment, Spain is able to break down the inflows according to the debtor principle, and thus to identify the actual residency of the counterpart. The issuer principle can consequently be applied in a way similar to the treatment of portfolio investment in the financial account. However, this principle is less

efficient as a result of the absence of a Centralised Securities Database. No final counterpart can be identified for the outflows of portfolio investment income.

4.5.5.1.4 Income on other investment

Reported flows on the share of interest in leasing payments are included under income on other investment.

Data on income on reserve assets are provided by the Foreign Department.

4.5.5.2 Definitions

Apart from the fact that it does not take into account reinvested earnings for income on equity, the Banco de España complies with the recommendations of the BPM5 and the harmonisation proposals made by the Working Group on Balance of Payments and External Reserves (the former Task Force on Financial Flows and Stocks statistics).

4.5.5.3 Deviations from agreed definitions

See Sub-section 4.5.5.1.2 concerning the recording of reinvested earnings.

4.5.5.4 Gaps

None.

4.5.5.5 Intended harmonisation

None.

4.5.5.6 Estimation methods

Accruals are estimated only for income on Spanish general government registered bonds and notes, using the daily stocks data available

from the Book Entry for Public Debt Department.

4.5.6 Capital account

4.5.6.1 Specific features of data collection

4.5.6.2 Definition

Adaptation to the new requirements was accomplished at an early stage in most areas. The following criteria for distinguishing between current and capital transfers are applied:

- for transfers with the EU institutions, allocation takes place according to the agreements reached by the European Commission (Eurostat);
- for other transfers, reporting agents allocate according to the instructions given by the Banco de España.

4.5.6.3 Deviations from agreed definitions

None.

4.5.6.4 Gaps

None.

4.5.6.5 Intended harmonisation

None.

4.5.7 Direct investment

4.5.7.1 Specific features of data collection

This forms part of the general reporting system (see Sub-section 4.5.3.2) from which mainly settlement data are derived. Furthermore, the Banco de España uses some data provided by the Ministry of Economics and Finance to obtain flow figures on direct investment. This

information allows the Banco de España to estimate foreign direct investment in Spain in the form of quoted shares (these data are not available in the settlement system, in which all investments in listed securities are reported as a lump sum). Moreover, information provided by the Ministry is used to produce the breakdown of direct investment flows by resident economic activity and for the purpose of checking other data sources. However, this issue and other methods of obtaining this breakdown are under consideration.

Historical data for 1998 are fully in line with 1999 data; there are no methodological breaks in the time series.

All inter-company loans are covered, except those short-term trade credits which are not instrumented via inter-company accounts. Transactions in equity contributions without payments may not always be fully covered, although there is an obligation to report this kind of transaction, whether in the form of real or of financial assets, to the Banco de España.

4.5.7.2 Definition

With the exception of reinvested earnings, the Banco de España complies with the recommendations of the BPM5 and the harmonisation proposals made by the Working Group on Balance of Payments and External Reserves. Special purpose entities are treated as recommended in the BPM5.

4.5.7.3 Deviations from agreed definitions

The main deviation is the absence of reinvested earnings. Difficulties are encountered in the identification of some transactions as direct investment such as: (i) debt securities; and (ii) "sister companies" currently included in other investment. In future, these loans will be identified using stocks data on loans between Spanish residents and the rest of the world.

4.5.7.4 Gaps

No information is available on reinvested earnings.

4.5.7.5 Intended harmonisation

There is no intention to introduce a different collection system or a new survey on direct investment (stocks). The new system for reporting foreign investment to the Ministry of Economics and Finance could be used for compiling direct investment figures (a new Royal Decree was issued in April 1999).

4.5.7.6 Estimation methods

There are no quarterly estimates for the direct investment account.

4.5.8 Portfolio investment

4.5.8.1 Specific features of data collection

Part of the general reporting system (see Sub-section 4.5.3.2).

All transactions in securities are reported with the ISIN code. The first two digits are used to make the euro area/non-euro area split for assets. Only in the case of "matador" bonds is the country, as indicated in these first two digits, corrected. The ISIN code is only available from 1998 onwards. Stocks data are not used to calculate flows.

No ISIN Security Database is available at the national level. The Banco de España is currently awaiting the establishment of a centralised securities database which would ensure the correct allocation of assets, provided that all Member States participated, and foster further harmonisation of data.

The geographical allocation criterion follows the issuer principle on the assets side (subject

to the limitations mentioned in the first paragraph of this Chapter), meaning that the actual residency of the counterpart can be identified. Liabilities are allocated according to the first known counterpart. This is also in line with the allocation of the income item for portfolio investment (see Sub-section 4.5.5.1.3, last paragraph). This geographical breakdown is available on a monthly basis from 1998 onwards.

Payments associated with transactions via financial centres (intermediaries as well as investment funds), international custodians and lead managers are allocated to the relevant country of the financial centre, etc. The same applies to payments to international clearers (i.e. Euroclear or Cedel) where no more detailed identification of the security holder is possible. Consequently, many transactions on the liabilities side are allocated to Luxembourg and Belgium.

Trading in loan portfolios is not captured in the portfolio account; the collateral deposits are included in the Spanish b.o.p., as other investment.

The Banco de España has noticed an increase in securitisation and the use of repurchase agreements and bond lending.

4.5.8.2 Definition

In principle, the Banco de España complies with the recommendations of the BPM5 and the harmonisation proposals made by the Working Group on Balance of Payments and External Reserves.

MFIs are required to exclude any kind of financial service (i.e. service charges, fees, and commissions) from their reporting under portfolio investment.

Money market instruments cannot be identified separately by type of instrument, but are reported under one heading. Income related to these instruments is not well-covered and

accruals are not applied (see also Sub-section 4.5.5.1.3).

4.5.8.3 Deviations from agreed definitions

None.

4.5.8.4 Gaps

None.

4.5.8.5 Intended harmonisation

The ISIN is regarded as a possible means of improving the quality of the data. However, the correct use of the ISIN requires a centralised securities database.

4.5.8.6 Estimation methods

There are no quarterly estimates for the portfolio investment account.

4.5.9 Financial derivatives

4.5.9.1 Specific features of data collection

Part of the general reporting system (see Sub-section 4.5.3.2).

Within the Spanish b.o.p., financial derivatives capture options issued over-the-counter (OTC) or on organised markets, financial futures issued on organised markets, warrants on securities, OTC futures contracts, forward rate agreements, currency and interest rate swaps and other swaps. The treatment of financial derivatives as recommended by the BPM5 is virtually impossible to achieve in all cases.

Payments and receipts associated with transactions involving derivatives are reported to the Banco de España according to the different concepts for each type of instrument.

The instruments are listed in the reporting instructions issued by the Banco de España to the MFIs. When payments are on a “net” basis, the MFIs are asked to report all the transactions involved, implying that the underlying payments and receipts are included in the financial derivatives account of the Spanish b.o.p.

The reporting instructions also stipulate that the reporting agents have to separate the margins to be included in deposits from those to be considered as financial derivatives. Although the terminology “option style” and “future style” is not used, the result should be the same.

The premium for options is recorded.

Gross data (credits and debits) are available, but they are not checked since only net data are published.

A geographical breakdown for derivatives is, in principle, available. Even for OTC contracts, the actual residency of the counterpart can be reported. However, if clearing houses are involved in derivatives transactions, identification of the actual residency of the counterpart is impossible. In this case, the Banco de España can only distinguish between the transactions of Spanish clearing houses and those of foreign clearing houses. There are no major problems when derivatives are reported as “net of nets”.

4.5.9.2 Definitions

The coverage of the financial derivatives item has improved in the Spanish b.o.p. Owing to the new reporting guidelines for the reporting agents, all deviations from the BPM5 for the recording of transactions in financial derivatives should have disappeared. Nevertheless, reporting agents may still face problems in following the instructions, for instance in cases where options are executed and the underlying instrument is bought or sold.

The net stream of settlement flows associated with interest rate derivatives is recorded correctly under financial derivatives.

4.5.9.3 Deviations from agreed definitions

See Sub-section 4.5.9.2.

4.5.9.4 Gaps

As mentioned in Sub-section 4.5.9.1, the main gaps are related to the correct treatment of some transactions.

4.5.9.5 Intended harmonisation

None.

4.5.9.6 Estimation methods

There are no quarterly estimates for financial derivatives.

4.5.10 Other investment

4.5.10.1 Specific features of data collection

Part of the general reporting system (see Sub-section 4.5.3.2).

As a general rule, actual flows are recorded; however, the geographical breakdown and the transformation from net figures into gross figures are based on the use of stocks data. Both the maturity breakdown and the sectoral breakdown can be compiled without any difficulties for the monthly key items.

Discrepancies between loans and deposits for MFIs may cause problems for the b.o.p. compiler, as does the inclusion of financial leasing under loans, instead of under trade credits. Long-term trade credits have to be reported when goods are delivered.

The geographical breakdown of MFIs' transactions is not available for periods before 1998.

4.5.10.2 Definition

In principle, the Banco de España complies with the recommendations of the BPM5 and the harmonisation proposals made by the Working Group on Balance of Payments and External Reserves Statistics.

Foreign currency notes and coins, financial leasing, repos and collateral deposits are included under other investment.

All claims and liabilities between affiliated enterprises are recorded correctly under direct investment (see Sub-section 4.5.7.1).

Sell/buy-back transactions with Spanish securities (usually maturing within a month) predominate among cross-border repo-type transactions. Conversely, lending with collateral such as loan portfolio (also included under other investment) is less significant.

4.5.10.3 Deviations from agreed definitions

Short-term trade credits are not included and advance payments are included as payments of goods, rather than as trade credits.

4.5.10.4 Gaps

No information on short-term trade credits is provided.

4.5.10.5 Intended harmonisation

No change is planned to rectify the recording of advance payments as trade credits.

4.5.10.6 Estimation methods

There are no quarterly estimates in the field of other investment.

4.5.11 Reserve assets

4.5.11.1 Specific features of data collection

Part of the general reporting system (see Sub-section 4.5.3.2).

4.5.11.2 Definition

The new presentation follows the recommendations of the BPM5 and includes: (i) financial assets that are readily available to the monetary authorities such as gold, special depository receipts and foreign exchange assets; and (ii) the changes seen in reserves, excluding changes in valuation, which are induced by exchange rate fluctuations.

Pure transactions data broken down by instrument are not available; however, this item is under review and the instrumental breakdown is available in stocks data. In accordance with ECB recommendations financial derivatives are recorded separately and on a net basis. Gold swaps are recorded as repos.

With regard to the use of market prices, recording is carried out according to the principle laid down in the ECB recommendations. Both valuation and conversion into euro are made on the basis of the market prices and market exchange rates prevailing at the time of the transaction.

4.5.11.3 Deviations from agreed definitions

None, except for those transactions for which the decision on the appropriated treatment is still outstanding.

4.5.11.4 Gaps

Data availability is unproblematic.

4.5.11.5 Intended harmonisation

The Banco de España is of the opinion that the methods used to value and record transactions between different components need to be clarified within the Working Group on Balance of Payments and External Reserves Statistics.

4.5.12 International investment position

4.5.12.1 Specific features of data collection

The main statistical sources for the compilation of the i.i.p. are:

- (i) the MFIs' reports to the Supervision Department of the Banco de España. The credit institutions' balance sheets are used directly to obtain the stocks of their financial assets and liabilities vis-à-vis the rest of the world;
- (ii) the Public Debt Book-Entry System for bonds and notes issued by general government in domestic currency. The Book-Entry System managed by the Banco de España provides information on the portfolio of book-entry general government debt held by non-residents;
- (iii) the Register of external loans granted and received by resident sectors other than the credit system in the Banco de España's Balance of Payments Division. These statistics are compiled from the administrative accounting documents created to monitor both loans traded by the other resident and general government sectors with non-residents and the issuance of non-marketable securities by residents other than the credit system. The figures obtained from this source cover both loans between related (parent companies and affiliates) and non-related companies and financing obtained through Euronotes, commercial paper and other issuance programmes. Depending on the relationship

between the two counterparts involved, each transaction is recorded under either direct investment, portfolio investment or other investment;

(iv) the Banco de España's Foreign Operations Department, for reserve assets;

(v) b.o.p. statistics, which are used to construct the stocks when there are no reliable census statistics on a specific financial instrument, such as portfolio investment of the other resident sector;

(vi) the BIS, which prepares a quarterly estimate of the asset position of non-financial resident sectors with non-resident credit institutions;

(vii) other sources: the Banco de España has a very detailed databank on securities denominated in both Spanish pesetas and foreign currency which are issued by resident institutions, encompassing data obtained from the Book-Entry System, the National Securities Market Commission (CNMV) and numerous specialised publications.

The data collection system of the Banco de España is based on a combination of pure stocks data and the accumulation of flows. The coverage is good, except in the case of reinvested earnings and financial derivatives. In some cases the accumulation of flows may produce deviations from real stocks. In particular, data are derived in one of the two following ways:

- *directly* from the sources of information available, when they provide data on stocks. Some of these stocks are not always valued in accordance with the IMF's guidelines. This has held true of practically all the series of assets and liabilities of the credit system, the data of which come from the accounting statements for each period. Some are valued at historical prices (as is, for instance, direct investment); or
- *by the accumulation of flows*. In those items for which this procedure has been used, unless indicated otherwise, the initial end-1989 stocks have been taken as the starting point. These, in turn, have normally been estimated through the accumulation of flows and corrected –

where applicable – for the exchange rate valuation effect, as taken from the b.o.p. on a cash basis, which has been available since 1969, and from b.o.p. data prior to that date (available since 1959). The stocks compiled since 1990 have been obtained by adding the flows of the items of the financial account of the b.o.p., adjusted – where necessary – for exchange rate valuation, to the initial stocks. This adjustment is made by applying the nominal effective exchange rate index of the Spanish peseta against the currencies of developed countries. Moreover, these accumulated flows are corrected for changes in asset prices in those cases in which this effect has been significant.

Apart from differences due to exchange rate and asset price adjustments, the main differences between changes in i.i.p. stocks and b.o.p. flows relate to the different data sources used, especially in the following cases:

(i) *sector allocation:*

the b.o.p. assigns new flows of resident investment abroad to those sectors which originally acquired the assets involved. However, given the current data collection system, the redistribution of assets which may subsequently take place among the resident sectors is not taken into account. This redistribution is recorded, at least in part, in the stocks of the i.i.p.;

(ii) *assets and liabilities relating to insurance operations:*

the technical reserves of insurance companies are included in the i.i.p., but are not recorded in the b.o.p.

The Banco de España does not experience any problems with regard to providing end-of-year data within the agreed period of nine months after the end of the respective year; nor does it have any difficulty with the breakdowns by sector or maturity. Nonetheless, it is necessary to emphasise the estimated nature of some of the figures obtained. As there is no updated census of all the financial instruments in which resident agents are the financial counterparts of

non-resident units, it has been necessary to compile the information required from various statistical sources, so that a reconciliation of the information supplied by all the sources has not been possible in every case. This is often due to valuation problems and, in many other cases, also to a lack of sufficient detail.

The geographical allocation is affected by the lack of a security-by-security database for the appropriate identification of the end-investor on the liabilities side and the actual country of issuer on the assets side.

Spain participated in the 1997 IMF Co-ordinated Portfolio Investment Survey. The data were produced by the Ministry of Economics and Finance, which has been conducting a similar survey since 1992 and intends to continue to do so on an annual basis. In addition to the mandatory requirements, Spain submitted data on foreign investment in securities issued by Spanish residents, which were based on information from custodians and end-investors.

4.5.12.2 Definitions

4.5.12.2.1 General

The definitions correspond, in general, to those in the BPM5. The valuation criteria are essentially in line with the BPM5. The exceptions relate to cases where data are based on the accumulation of flows.

In the case of financial institutions, the general valuation criteria provide for:

- assets representing claims on persons or over property to be valued at cost; however, there are certain exceptions:
 - assets purchased at a discount, except for marketable securities, have to be recorded at their redemption value. The difference between the amount recorded and the price paid has to be recorded in a balancing account until the assets disappear from the balance

- sheet. In the case of liabilities issued at a discount (whether securities or other assets), the difference between the redemption value and the amount received when the obligation to a third party is generated is treated in the same way as for assets other than securities issued at a discount;
- securities included in trading portfolios are valued at market prices;
 - variable-yield securities not included in trading portfolios have to be valued at cost, adjusted – where applicable – for legally established write-downs or restatements;
 - fixed-income securities not included in trading portfolios initially have to be recorded at cost, after the deduction – where applicable – of accrued interest, which has to be recorded temporarily in sundry accounts;
 - balances representing payment obligations to be recorded at their redemption value. In the case of *liabilities* issued at a discount (securities or others), the difference between the redemption value and the amount received when the obligation to a third party is generated is treated in the same way as for assets other than securities issued at a discount.

At present, no reconciliation adjustment is made between surveys of stocks and transactions.

4.5.12.2.2 Direct investment

(i) *Spanish investment abroad (residents' financial assets)*

The information under this heading effectively coincides with the provisions of the BPM5. The data on the stocks of the credit system are taken directly from its accounting statements, and those of other resident sectors are obtained, in the case of equity capital, by the accumulation of flows and corrected for exchange rate valuation effects. Other capital data for other resident sectors are obtained

from the Register of external loans mentioned in Sub-section 4.5.12.1 (iii) above.

(ii) *Foreign investment in Spain (residents' liabilities)*

The information under the heading of equity capital is an approximation to the concept of the BPM5. In principle, as far as shares are concerned, this caption encompasses all shares issued by resident companies which are neither listed nor in the process of listed on the stock exchange and only an estimation of direct investment through listed shares. Therefore, it includes part of portfolio investment through unlisted shares, but that part is of minor importance.

In the case of equity capital, stocks are obtained by accumulating flows and, given that the majority of these investments are denominated in the national currency, no exchange rate correction is made. Other capital stocks are obtained from the Register of loans mentioned in Sub-section 4.5.12.1 (iii) above.

4.5.12.2.3 Portfolio investment

(i) *Spanish investment abroad (residents' financial assets)*

The various instruments included under this heading coincide with those indicated in the BPM5. The credit system data are obtained directly from the respective balance sheets, while those of other resident sectors are obtained through the accumulation of flows which are corrected for exchange rate valuation effects.

(ii) *Foreign investment in Spain (residents' liabilities)*

The series on equity capital does not fully coincide with the concept of the BPM5, since only an estimation of direct investment in listed shares issued by residents is deducted, as required, from portfolio investment and recorded under direct investment. Furthermore, it excludes part of portfolio investment through unlisted shares, but that part is of minor importance.

The stocks relating to shares issued by the credit system and other resident sectors are

obtained through the accumulation of b.o.p. flows. A price correction is applied to the stocks, so as to approximate their value to market prices.

The stocks of fixed income securities in Spanish pesetas are obtained from the following sources: those issued by general government are obtained from the Banco de España's Book-Entry System and are valued at market prices, including accrued interest, while those issued by the credit system and by other resident sectors are obtained through the accumulation of b.o.p. flows.

4.5.12.2.4 Financial derivatives

The Spanish i.i.p. does not include data on financial derivatives.

4.5.11.2.5 Other investment

This heading includes the various investments indicated in the BPM5.

(i) *Spanish investment abroad (residents' financial assets)*

Loans from the credit system to non-residents are obtained directly from the balance sheets of credit institutions, while those from other resident sectors are obtained from the Register of loans mentioned in Sub-section 4.5.12.1 (iii) above. The data on deposits between credit institutions are taken from the balance sheets of the credit institutions themselves. Those of other resident sectors, up to and including 1993 data, were obtained from the BIS and, thereafter, by adding b.o.p. flows to those initial 1993 stocks, with deposits denominated in foreign currency being corrected for exchange rate valuation effects.

(ii) *Foreign investment in Spain (residents' liabilities)*

With regard to the statistical sources, the loans received by general government and other resident sectors are obtained directly from the Register of loans mentioned in Sub-section 4.5.12.1 (iii) above. The information on

deposits and repos is taken from the accounting statements of resident credit institutions.

4.5.12.2.6 Reserve assets

As agreed in the report by the Working Group on Balance of Payments and External Reserves Statistics, positions in reserve assets are recorded at the closing mid-market prices at the end of the appropriate period, using the closing mid-market exchange rates prevailing at the reference date. Gold is recorded at the closing market price.

4.5.12.3 Deviations from agreed definitions

Reinvested earnings are not currently included.

4.5.12.4 Gaps

The main information gaps with regard to the availability of data on stocks are to be found in the non-financial private sector. It is necessary to make estimates of this sector's financial assets (except in the case of its loans and part of its deposits abroad) and of its liabilities (except in the case of loans received from abroad). Another important difficulty is the application of the market price principle in accordance with the BPM5.

4.5.12.5 Intended harmonisation

None.

4.5.11.6 Estimation methods

See Sub-section 4.5.12.4.

4.5.13 Administration

Division of the ECB. Enquiries specific to Spain should be addressed to:

4.5.13.1 Titles of publications

Banco de España's "*Boletín Estadístico*" (monthly)
Banco de España's "*Boletín Económico*" (monthly)
The Spanish Balance of Payments (annual)
Banco de España's Annual Report

Mr. Eduardo Rodríguez Tenés
Banco de España
Balanza de Pagos
Plaza del Rey 6
E - 28004 MADRID
Spain

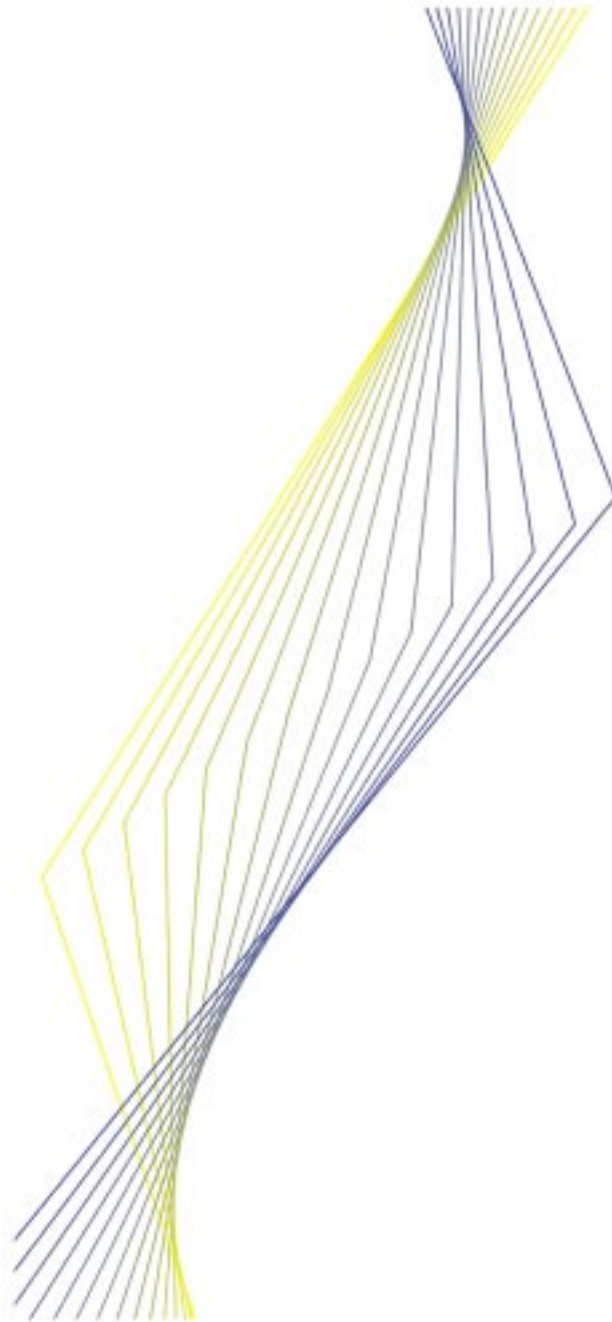
4.5.13.2 Contributors

Tel.: (0034) | 338 5433
Fax: (0034) | 338 6532

This country information was drafted by the ECB's Balance of Payments Statistics and External Reserves Division and subsequently amended and agreed with Spain. Enquiries of a general nature should be addressed to the Press



EUROPEAN CENTRAL BANK



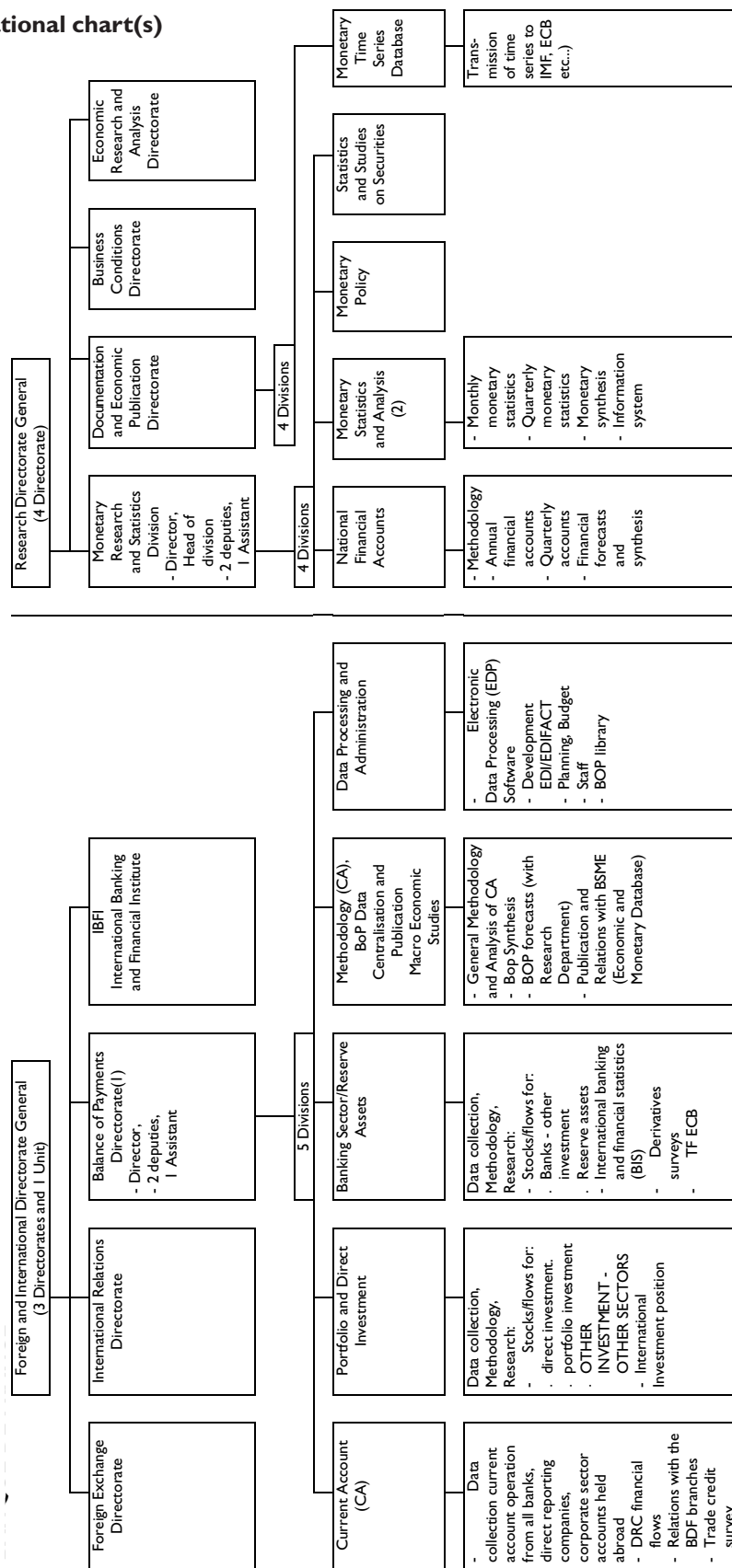
France

November 1999

France

4.6.1 Organisational chart(s)

BANQUE DE FRANCE



(1) At the Banque de France, the BoP Division is responsible for the completion of figures, analyses, research and forecasts relating to all items of the Balance of payments, the International Investment Position and the International Banking or other BIS related Statistics.

(2) Data collected from Banking Supervision and directly from some financial institutions

4.6.2 Institutional aspects

4.6.2.1 Introduction

The Banque de France has been responsible for compiling the French balance of payments (b.o.p.) statistics on behalf of the Treasury since 1959 (Decree No. 59-1438, 21 December 1959). The role of the Banque de France was confirmed in Article 16 of Act No. 93-980 of 4 August 1993, as amended by Act No. 98-357 of 12 May 1998. Decree No. 89-938, dated 29 December 1989, abolished the remaining exchange controls and introduced some changes to the reporting system. The system is one of direct reporting to the Banque de France.

4.6.2.2 Legislative provisions

The legal basis for the compilation of the b.o.p. is provided in two legal texts (Law No. 93-980, dated 4 August 1993, on the Banque de France Statute and Decree No. 89-938, as amended on 16 December 1992), which set out the statistical obligation for residents to report their cross-border payments and their international assets and liabilities to the Banque de France.

4.6.2.3 Internal organisation

Statistics are decentralised at the Banque de France and are compiled in two departments, the Research Department and the Foreign and International Department. B.o.p. statistics are compiled in the Balance of Payments Division within the Foreign and International Department. The Balance of Payments Division is also responsible for compiling the international investment position (i.i.p.), conducting external forecasts and various economic studies and providing the Bank for International Settlements (BIS) with Euro-money statistics and other financial data.

4.6.2.4 External co-operation

Use is made of various external information sources in order to compile the b.o.p. The INSEE (French national institute of economic and statistical information) provides the company register SIREN (system of identification code numbers for French firms), while FININFO (a commercial firm specialised in providing data on securities) provides the securities descriptions and the quotation records. Data on trade are obtained from the Customs Administration. Moreover, data originating from the Banking Commission are used for the analysis of external banking flows and stocks.

4.6.2.5 Users

Information systems have been developed to provide international organisations, such as the ECB, the International Monetary Fund (IMF), the European Commission (Eurostat), the Organisation for Economic Co-operation and Development (OECD) and the Bank for International Settlements (BIS), with data on France's b.o.p. in an efficient manner. The GESMES-CB message is used for b.o.p. data dissemination to the ECB, the European Commission (Eurostat) and to other organisations such as the IMF and the BIS which have agreed upon its use.

4.6.3 Statistical system

4.6.3.1 Type of collection system

The b.o.p. collection system is a "semi-open system". Reporting on transactions between residents and non-residents is linked to the settlements of resident banks and of direct reporting companies. Transactions carried out by companies via an account abroad are reported directly to the central bank.

Stocks statistics from banks are used to compile:
(i) for portfolio investment:

- changes in foreign securities held by banks and money market mutual funds;
- (ii) for other investment:
 - changes in households' external assets;
 - general government and monetary authorities' financial flows. These are obtained from changes in stocks, adjusted for changes in exchange rates. This calculation is also used for banking sector flows (loans and deposits).

The following data sources are used (or their use is planned) in addition to the returns of the actual b.o.p./i.i.p. statistics:

The *securities database* managed by the Balance of Payments Division is used for two main purposes:

- (i) checking the portfolio data provided by the banks;
- (ii) producing the breakdowns required within the b.o.p. and i.i.p. (breakdown between French and foreign securities, geographical breakdown of foreign securities, breakdown by instrument (equity, bond, money market instrument)) and those needed for analytical purposes (breakdowns between currencies, etc.).

The *BIS database* is used to calculate households' external assets.

A *unified bond database* (managed by the Research Department) will be fully operational as of January 2000. It will include French bonds issued on the domestic market (previously managed by the Research Department) and French bonds issued on international markets (previously managed by the Balance of Payments Department). This database contains the characteristics of the bonds (including the ISIN code), the amounts at issue and the amounts still outstanding. It will make it possible to calculate, on a monthly basis, the share held by non-residents in the bonds included in the database.

Another national central bank (NCB) database, the *database on resident firms* (name, main shareholders, data on accounts) is used for the

stocks of foreign direct investment in France (identification of resident firms with foreign investors, data on accounts).

BAFI is the database on financial agents. It is used to check the amount of the foreign securities portfolio held (and reported) by banks as well as foreign direct investment in resident banks (identification of resident banks in which foreign companies have holdings, data on accounts).

Further information is taken from:

- (i) press releases, for checking transactions in direct investment and in portfolio investment;
- (ii) returns from firms, helping to explain the flows on direct investment (mainly on equity capital: new investment and disinvestment);
- (iii) Cedel and Euroclear, for general government bonds or "OAT" stocks held by residents in Cedel and Euroclear (annual data);
- (iv) the National Statistical Institute (INSEE), the Customs Administration and the Ministry of Transport, for other transport in the transportation services item.

Moreover, it is planned to use data from the "Direction du Tourisme" for the compilation of the travel services item once the euro banknotes and coins are introduced.

4.6.3.2 Reporting agents

(i) *Banking sector*: historically, the banking sector has been central to the reporting system. Although residents are no longer required to make transfers abroad via a resident bank, a major proportion of all operations are still channelled via the domestic banking sector. All operations which are carried out between residents and non-residents through the books of a bank must be reported. All transactions are given an individual economic code except for some transactions below a certain threshold (where aggregation of payments is possible) and most transactions concerning direct reporting agents (see paragraph (iv) below). The reports use the CRP (standard record of payment), which provides details of the nature, country, amount and currency of the transaction, as well

as the identification number of the company (SIREN) and the identification number of the bank involved. Banks must also report their claims on, and liabilities to, non-residents. In addition, intermediaries must submit periodic returns showing their total claims and liabilities abroad. Banks report on transactions in securities on their own account and on behalf of their customers. The use of the ISIN code and of a securities master file ensures a high level of reliability of the instrumental and geographical breakdown for securities issued by residents and non-residents and of the sectoral breakdown of the flows of securities issued by residents.

(ii) *Monetary authorities*: the Banque de France (Foreign Exchange Division) provides the Balance of Payments Division with data on reserve assets. Its own external assets and liabilities, moreover, are reported under monetary authorities in the b.o.p.

(iii) *General government*: this includes, first, the Treasury with the centralisation of its own flows with non-residents (accounts held with the Treasury by the Zone Franc countries, accounts held by some international entities, such as the European Commission, and operations conducted by French embassies and other general government units abroad). It also includes flows of other state agencies such as the Post Office.

(iv) *Direct reporting companies (DRCs)* report directly to the Banque de France on transactions and positions with non-residents. There are nearly 2,350 DRCs covering around 50% of the b.o.p. volume of the current account credits and debits. They are divided into "general" and "partial" direct reporting companies, comprising around 785 and 1,565 firms respectively.

– *General direct reporting companies (DDGs)* are companies or groups of companies, the debits and credits of which in the current account cross-border transactions exceed a certain threshold in a given year (see Sub-section 4.6.3.3). For DDGs, all cross-border transactions are covered in the reports to the Banque de France, including flows via foreign accounts and netting. At

the request of the companies themselves there is no threshold for the items to be reported. The reports give details of the currency, amount, economic nature and geographical breakdown of the transactions. To avoid duplication, international payments carried out via a domestic bank are given a special – neutral – code by the bank. Reporting is "closed", i.e. reconciled with positions, and takes place on a monthly basis. The reports of DDGs do not include flows concerning portfolio investment cash management and income from capital when these transactions are conducted through resident banks. Instead, these types of transactions are reported by the domestic banks involved in the particular transactions. However, if these transactions are carried out directly via foreign accounts abroad, they remain under the responsibility of the DDG in question, as it is the only entity aware of the transaction.

– *Partial direct reporting companies (PDRCs)* are entities which hold accounts abroad or participate in an international netting through which payments are made or received. These companies are subject to direct reporting requirements when the monthly total of incoming and outgoing payments through the accounts exceeds the agreed threshold (see Sub-section 4.6.3.3). The reports of PDRCs are similar to those of the DDGs, but they cover *only* flows via their foreign accounts and changes of position within these accounts. Other transactions between PDRCs and non-residents are reported by the resident banking sector.

For DDGs and PDRCs, banks report cash transfers between DDGs' and PDRCs' domestic and external accounts using a neutral code. These transfers are also reported by DDGs and PDRCs using a code which specifies the nature of the settlement.

(v) *Customs*: the Customs Administration transmits data to the Banque de France on the basis of which the import and export account is compiled. It should be noted that the

compilation of the “extra” bloc requires import flows to be broken down by country of origin and by country of consignment.

4.6.3.3 Thresholds

For banks, transactions below the threshold of FRF 100,000 (approximately EUR 15,000) (where aggregation of payments is possible) are reported, but are not given an individual economic code (no specification of the nature of the transaction). However, some items are reported as from the first unit. The threshold does not apply because the average unit amount is low. Detailed documentation on these items, including the codes, is available from the Banque de France.

Companies or groups of companies, the debits and credits of which in current account cross-border transactions exceed a threshold of FRF 1 billion or, in the case of insurance companies, FRF 250 million as of January 1992 are known as DDGs.

Partial direct reporting companies are subject to direct reporting requirements when the monthly total of incoming and outgoing payments through their accounts held abroad exceeds FRF 100,000 or EUR 15,000.

4.6.3.4 Availability of data

A complete b.o.p. with a geographical and sectoral breakdown is available on a monthly basis. However, for banks, the monthly geographical breakdown between “intra” and “extra” flows is based on a statistical treatment. The monthly breakdown is estimated using the last known figures. BAFI, the database on financial agents, could also be used, but would only make it possible to identify the breakdown between residents of euro area Member States and non-euro area residents. The banks provide the Balance of Payments Division with a complete geographical breakdown of their own assets and liabilities on a quarterly basis only.

4.6.3.5 Timeliness

B.o.p. data become available 58 days after monthly reporting has closed. The Banque de France is currently improving the timeliness of data, by means of a communication campaign directed at banks and companies (late respondents are targeted as a priority). Improvements in timeliness are also expected as a result of the increase in Electronic data transmission (70% of the number of respondents and 94% of the volume reported in 1998).

4.6.3.6 Compilation frequency

France’s b.o.p. is compiled on a monthly basis.

4.6.3.7 Data controls

Checking procedures are aimed at obtaining the highest reliability/cost ratio. With the exception of built-in computerised controls (data processing errors, anomalies or inconsistencies), there are systematic quality checks (plausibility, economic nature, codification, etc.). These checks are carried out by comparing previous reports (i.e. previous month, quarter, half year, year, etc.) with current reports. These checks may be based on prior knowledge of the sector of the firm concerned, newspaper articles, contacts with the reporting banks and firms, or purely on staff expertise. Checks are also carried out using information obtained from BAFI, the database on financial agents managed by the Banking Supervision Commission.

Reporting by general direct reporting companies (DDGs) is checked for consistency with reports by banks. Each individual transaction reported by each direct reporting company (DRC) with an economic codification is matched to the reports made by banks on these individual transactions, owing to the identification code number (SIREN) of the concerned DRC which appears on the banks’ reports. The banks reports on DRCs are only

used for comparison with the DRC reports; they are made with a neutral b.o.p. code and they are not taken into account in drawing up the b.o.p.

Partial direct reporting companies (PDRCs) report to the Banque de France only those transactions carried out via accounts held abroad. Cash transfers from an account held in France to an account held abroad must also be reported. Such cash transfers are also used to trace PDRCs. Since such transfers involve a domestic bank, these should be matched to the reports of the domestic banks. In addition, if the cash transfers are added to the transactions directly settled abroad, this sum should equal the difference between the opening and closing balances of the accounts abroad. Checks are carried out on a currency-by-currency basis.

Macroeconomic controls concern the general consistency of the whole b.o.p. Particular attention is paid to:

- closely monitoring the errors and omissions item and any major areas likely to be at the root of errors and omissions;
- the difference between goods settlements and customs data; and
- consistency between investment income and the i.i.p.

4.6.3.8 Revision policy

Historical data are revised whenever a methodological change is implemented. In addition, monthly data are revised on a quarterly and an annual basis. Should the need arise, data concerning previous years are also revised once a year. The revised figures are published in France's "Balance of Payments Annual Report".

4.6.3.9 Dissemination

Users of b.o.p./i.i.p. data are: (i) other units within the Banque de France, such as the Research and Credit Departments as well as the market operators in the Foreign and

International Department, (ii) other French administrative bodies such as general government, including the Ministry of Finance (Treasury) and the National Statistical Institute (INSEE), (iii) international organisations such as the IMF, the OECD, the World Trade Organization (WTO), etc. and (iv) universities and journalists.

As of January 1992, a communiqué from the Ministry of Economic Affairs and Finance provides provisional figures for the complete monthly b.o.p., for which there is no geographical breakdown. Moreover, the Banque de France publishes monthly figures concerning b.o.p. data in "The Digest of the Banque de France Bulletin". A b.o.p. on a quarterly basis is published 60 days after the end of the quarter. A geographical breakdown of the external assets and liabilities of the resident banking sector is available and is published on a quarterly basis. The annual b.o.p. is published jointly by the Banque de France and the Ministry of Economic Affairs and Finance. This Annual Report includes the complete b.o.p., the i.i.p., historical data, annual settlements broken down by country and direct investment flows broken down by country and by sector. The report also includes some notes on the methodologies used. The titles of the publications produced by the Banque de France on b.o.p. statistics are listed in Sub-section 4.6.13.1 below.

Recent data are available on the Internet, on the Web site of the Ministry of Economic Affairs and Finance and on the Web site of the Banque de France (www.banque-france.fr). The release timetable for b.o.p. figures is published by INSEE on behalf of the Ministry of Economic Affairs and Finance.

The French data are also submitted by electronic means to external databases (i.e. the BIS).

4.6.4 Monthly key items

4.6.4.1 Availability of monthly key items

The Banque de France has provided monthly key items in the format requested for 1999 with effect from January 1997. For the period from January 1994 to December 1996, the Banque de France has also provided detailed monthly data, the origin/consignment breakdown of which differs from subsequent data, however. The totals are currently available within a six to eight-week workable time limit. The “intra/extra” geographical breakdown is also made available within the same time limit. As from 1999, data are available within a six-week workable time limit.

4.6.4.2 Estimation methods for monthly key items

4.6.4.2.1 For the current account in general

The Banque de France primarily uses the data already reported and checked in its own databases and supplements them with estimates, notably for goods. The customs data are not available on time. However, the Customs Administration is trying to reduce the time taken to publish the data. At present, customs data are published about seven weeks after the end of each month. An improvement in timeliness is expected. So far, the Customs Administration has not deemed it advisable to estimate external trade in goods.

For all other monthly key items, the Banque de France receives a large volume of settlements data from reporting agents. However, these data are not sufficient and further refinement is needed.

The procedure followed by the section in charge of providing estimates consists of three steps to obtain customs data and the other monthly key items of the current account, including investment income.

The *first step* provides estimates using two models, X-11 ARIMA and TRAMOSEATS,¹ which provide seasonal adjustment as well as short-term forecasting. X-11 ARIMA produces short-term forecasts for four key items, namely goods, services, income and current transfers. The model also forecasts the travel item. TRAMOSEATS provides estimates for each series within the current account (40 series) and for each key item. The respective credits and debits are given for each forecast. The analysis refers to monthly series (from January 1990 to December 1998, i. e. 108 observations) of current account statistics between France and the rest of the world. These series are loaded every month and updated on a quarterly and an annual basis.

In a *second step* the settlements already recorded in the b.o.p. database are examined. Owing to the reduction in the reporting deadline, most sub-items within the services account (travel, for instance), current transfers and capital account are almost complete 35 days after the deadline for the monthly reporting.

In the *third step* the “economist expert” compares the results given by TRAMOSEATS and X-11 ARIMA with the settlements already recorded in the b.o.p. database. The expert makes the final choice. The last step relies far more on the economic insight of the forecaster, notably concerning the current economic situation. The estimates of investment income are also based on the last known data for portfolio investment stocks, and take into account the trend indicated by the portfolio investment flows. The valuation of imports is primarily made on c.i.f. and f.o.b. bases, and subsequently on an f.o.b./f.o.b. basis for countries of consignment.

The seasonally adjusted values are available for all the current account sub-items. They are supplied by X-11 ARIMA, which is currently used at the Banque de France to seasonally

¹ The TRAMOSEATS software has been implemented with the MS Excel 5.0. Interface distributed by Eurostat.

adjust current account statistics. The results of TRAMOSEATS were also tested in order to compare the output of the two models. For external trade, the seasonally adjusted values are supplied by the Forecasting Division of the Ministry of Economic Affairs and Finance.

All monthly transactions reported to the Banque de France are compiled with a geographical breakdown. For the time being, the “intra/extra” split is obtained from:

- (i) an intra/extra split average calculated in debit and credit on historical series (five years);
- (ii) the geographical allocation observed on the settlements already recorded in the b.o.p. database (except for external trade).

With regard to external trade, the estimations are given by country of origin and consignment and an average is calculated for exports and imports on the basis of previous series. Then, the imports by “country of consignment” are deduced from imports by country of origin, by means of a proxy. As of October 1999 the Banque de France applies the “country of consignment” geographical allocation principle for trade data requested by Eurostat as well as for historical data. The Banque de France also applies the “special trade” principle.

The data are revised three times: first, 60 days after monthly reporting has closed; second, on a quarterly basis; and, third, on an annual basis.

France’s monthly b.o.p data have complied with most of the standards set out in the BPM5 since 1997. Changes based on these new standards have been introduced in the b.o.p. data since 1992. However, it should be noted that some changes in methodology for the revision of historical data still have to be carried out in 1999.

4.6.4.2.2 For investment income

Further to the general remarks in Sub-section 4.6.4.2.1, some specific features of the estimation of investment income should be mentioned in the following paragraphs.

At present, monthly data on interest are recorded when the interest is payable (the “due to be paid” principle) and are thus not available on an accruals basis.

Monthly data on investment income are the results of a bottom-up approach stemming from the addition of the sub-components (direct investment income, portfolio investment income and other investment income) calculated previously. Hence, a breakdown into sub-components (direct investment income, portfolio investment and other investment income) is available for monthly data as well.

All monthly transactions reported to the Banque de France are compiled with a geographical breakdown. For the time being, the intra/extra split of portfolio investment income is obtained from:

- (i) an intra/extra split average calculated in debit and credit on historical series (five years);
- (ii) the geographical allocation observed on the settlements already recorded in the b.o.p. database.

4.6.4.2.3 For direct investment

Monthly estimates of direct investment are based on transactions already recorded, plus data taken from the press, plus staff expertise.

4.6.4.2.4 For portfolio investment

Monthly estimates of transactions in portfolio investment are based on transactions already recorded, plus data taken from the press (new issues of French bonds), plus staff expertise. No modelling takes place. Difficulties are encountered in the estimation of the intra/extra breakdown.

Estimates of portfolio investment are not collected on a security-by-security basis. Data on foreign securities held by resident banks are taken from banking statistics. As already mentioned in Sub-section 4.6.4.2.2, the off-

setting items for accrued interest are not available on a monthly basis.

4.6.4.2.5 For financial derivatives

Estimates of financial derivatives are based on transactions already recorded, plus staff expertise.

4.6.4.2.6 For other investment

Estimates of:

- (i) general government and monetary authorities: no estimates of monthly data;
- (ii) monetary financial institutions: estimates for the detailed geographical breakdown; and
- (iii) other sectors: based on transactions already recorded, plus staff expertise.

4.6.5 Investment income

4.6.5.1 Specific features of data collection

4.6.5.1.1 General

This forms part of the general reporting system (see Sub-section 4.6.3.1).

A few years ago the Banque de France developed a statistical model which makes it possible to check the investment income item by using stocks and representative interest rates for each type of security (bonds, shares, Treasury bills, etc.) and loans. The estimates also derive from the flows of transactions recorded between the dates of two positions. The results obtained with this model are compared with the settlements data sent by reporting agents. So far, it is merely used for checking because the results are not included in the b.o.p.

Nevertheless, the Balance of Payments Division plans to use stocks to implement the accruals principle. At present, this principle is only applied when obtaining the interest actually

included in financial flows relating to bond dealing. In the latter case, the Banque de France favours a global approach as opposed to a security-by-security method. From a practical point of view, if stocks are used, it will be necessary to get a regular valuation of stocks marked-to-market.

So far, methodological changes have not caused any breaks or problems. Realised gains/losses are generally recorded correctly in the financial account or remain unidentified. Income on financial derivatives (i.e. interest swaps) is included in the financial account, even for periods before January 1999.

Data of different frequency (monthly, quarterly and annual) are in principle consistent with one another.

The reconciliation of estimates and outcomes is a matter of revision policy.

A bias towards the under-recording of credits in the income account can be observed for France, as in all countries. (Some adjustments might be made for 1998 data.)

4.6.5.1.2 Income on direct investment

With regard to *income on equity*, reinvested earnings are calculated and taken into account. Data on reinvested earnings included in the French b.o.p. pass through three successive stages: forecast, estimation and finalisation. Moreover, revisions are made to forecast and estimated data as the information becomes available, until the final version is produced. As in most countries, the recording as well as the estimates and forecasts deal separately with profits and dividends from which reinvested earnings are deducted.

Final flows of reinvested earnings are collected by the Balance of Payments Division through its annual surveys of French direct investment stocks abroad and foreign direct investment stocks in France. Until final data are available,

two methods are used successively in order to determine reinvested earnings: estimates (for more distant periods) and forecasts (for the current period). They are sometimes used simultaneously on profits and dividends, according to the information available.

Estimates:

(i) for direct investment in France, the estimates relate to both dividends and profits. The information sources are the databases managed by the Companies Division of the Banque de France and by the Banking Commission. The estimates of dividends are based on figures recorded on b.o.p. forms (records of payments) used for b.o.p. purposes;

(ii) for direct investment abroad, the estimates only concern dividends and are derived from information recorded on b.o.p. forms. These partial figures, which are likely to be revised, are then extrapolated. Concerning profits, global forecasts are used and applied to the last known profits.

Estimated flows of quarterly reinvested earnings are produced on a country-by-country basis, but are not broken down by sector.

Forecasts depend on global hypotheses and concern both profits and dividends:

(i) dividends: b.o.p. flows are extrapolated under an hypothesis of stability of the policy of the distribution of dividends;

(ii) profits: macroeconomic forecasts of profits in France and abroad are applied to the last known results of the firms covered by the two stocks surveys.

The Banque de France also estimates the rate of return on direct investment stocks with the aid of the statistical model mentioned above (see Sub-section 4.6.5.1.1). For the time being, however, these figures are not included in the b.o.p.

With regard to *income on debt*, i.e. on intercompany loans, the interest on long-term loans, short-term loans, advances, deposits and cash transactions is recorded in the b.o.p., but under one economic code only, according to the

general economic nomenclature of the French b.o.p. Currently, it is impossible to break down income on loans into income on intercompany loans and income on non-affiliated company loans.

4.6.5.1.3 Income on portfolio investment

Where *income on debt* is concerned, the Banque de France does not record portfolio income on an accruals basis, except for the interest actually included in financial flows concerning bond dealing.

The rate of return on portfolio investment stocks is estimated, using the statistical model already mentioned (see Sub-section 4.6.5.1.1). For the time being, however, these figures are not included in the French b.o.p.

No income is calculated for specific types of bonds, such as indexed bonds.

Taxation issues do not, in principle, play any role in the portfolio investment income in France. However, it should be noted that, for income paid to non-residents, the banking sector sends two records of payments to the Banque de France, namely:

- (i) net income after withholding tax; and
- (ii) refunds of withholding tax.

The geographical allocation of portfolio investment income credits is made according to the issuer for the majority of transactions above FRF 5 million (and by country of settlement for the other transactions). If the country which appears on the record of payment sent by reporting agents (transactions higher than FRF 5 million) is not the country of issue, corrections are made whenever the securities involved in the transaction can be identified (by virtue of the ISIN code). Where portfolio investment income debits are concerned, the Banque de France cannot identify the residency of the final counterpart.

A geographical breakdown is also available for historical data, with a monthly frequency by country of settlement (debit) and country of issue (credit).

4.6.5.1.4 Income on other investment

The interest on long-term loans, short-term loans, advances, deposits and cash transactions is recorded in the b.o.p., but under one economic code only, according to the general economic nomenclature of the French b.o.p. Currently it is impossible to break down income on loans into income on intercompany loans and income on non-affiliated company loans (see also Sub-section 4.6.5.1.2).

The economic code is indicated by the respondent on the record of payment (banks) or on the statistical record of an incoming or outgoing international payment (other enterprises).

Income on trade credits granted by the resident banking sector and income on deposits made by private individuals/enterprises with foreign financial institutions are recorded under specific economic codes (282 and 294, respectively).

The interest share in leasing payments is included in the service items.

Income on reserve assets is recorded on a cash basis. Data are obtained from the Banque de France's accounting system.

4.6.5.2 Definitions

Except in the case of recording income on intercompany loans, the Banque de France complies with the recommendations of the BPM5 and the harmonisation proposals made by the Working Group on Balance of Payment and External Reserves (the former Task Force on Financial Flows and Stocks Statistics).

4.6.5.3 Deviations from agreed definitions

See Sub-section 4.6.5.1.2, last paragraph, on the recording of intercompany loans.

4.6.5.4 Gaps

None.

4.6.5.5 Intended harmonisation

Full implementation of the accruals principle for interest payments.

4.6.5.6 Estimation methods

For quarterly data (timeliness: Q + 90 days), actual data are available and estimates are not needed. Accruals are not as yet estimated.

4.6.6 Capital account

4.6.6.1 Specific features of data collection

Part of the general reporting system (see Sub-section 4.6.3.2). With regard to the distinction between current and capital transfers, the Banque de France applies the criteria recommended by the BPM5. Thus, the capital account item covers transfers of fixed assets, on the one hand, and debt forgiveness, on the other. Most data are provided by the general government sector and the monetary financial institution (MFI) sector. They have to fill in a record of payment for this type of transaction, which is identified by a specific economic code. Some subsidies received from EU institutions are recorded (as investment grants) under the capital account, namely those from the European Regional Development Fund (ERDF) and European Agricultural Guidance and Guarantee Fund (EAGGF). All other subsidies are recorded under current transfers (general government item). Data on the acquisition/disposal of non-produced non-financial assets has been included in the capital account with effect from January 1996.

4.6.6.2 Definition

The French definition of the capital account is in accordance with the BPM5 and the harmonisation proposals made by the Working Group on Balance of Payments and External Reserves (the former Task Force on Financial Flows and Stocks).

4.6.6.3 Deviations from agreed definitions

None.

4.6.6.4 Gaps

Information on investment grants is available on a monthly basis through ratios; the Eurostat proposal for these ratios provides relatively good proxies. Migrants' transfers are partially reported by banks. For European transfers and for the split between current transfers and capital transfers, the definition is close to that proposed by Eurostat.

4.6.6.5 Intended harmonisation

None.

4.6.7 Direct investment

4.6.7.1 Specific features of data collection

Information is available in reports produced by the banks (for their own direct investment flows and for flows concerning resident firms, with the exception of DDGs) and from DDGs. All respondents have to report direct investment and portfolio investment flows separately.

The main source of information is the standard record of payment (CRP). Moreover, other sources are used to supplement the information provided by the CRP, but they are never used as

such to compile the b.o.p. On the one hand, more detailed information than that conveyed by the CRP is sometimes transmitted by firms, or by the banks on account of their clients (i.e. the name and address of the non-resident counterpart and the total amount of the operation, whereas several CRPs may concern one operation whenever the settlements involved are not all made at once). On the other hand, the press is also used to anticipate new operations on equity capital.

The collection system draws mainly upon settlements data, except in the case of reinvested earnings. The final data necessary to cover reinvested earnings are compiled once a year, at the same time as the stocks data (see Sub-section 4.6.5.1.2). Settlements data may be revised using changes in stocks data, as compiled from surveys, when necessary.

The directional principle has been implemented for all direct investment transactions except for the recording of equity capital, reinvested earnings and short-term intercompany loans, since this type of transaction is difficult to capture in the present collection system. The consistency of historical data may suffer in the future, as a result of this implementation.

Equity contribution without payment is included, if identified, in the form either of real or of financial assets. In the event that domestic stocks acquired by non-resident investors through secondary markets are discovered, they are reallocated from portfolio investment to direct investment. In practice, however, this kind of flow is only identified when huge amounts relating to a single company are involved.

A geographical breakdown is also available for historical data.

4.6.7.2 Definition

With the exception of commercial credits (trade credits) between affiliates, which are not yet included in direct investment flows, the

Banque de France complies with the recommendations of the BPM5 and the harmonisation proposals made by the Working Group on Balance of Payments and External Reserves. Special Purpose Entities are included as well, since no distinction is currently made between so-called Special Purpose Entities and other firms.

4.6.7.3 Deviations from agreed definitions

The directional principle is not yet applied to equity capital, reinvested earnings and short-term intercompany loans.

4.6.7.4 Gaps

None.

4.6.7.5 Intended harmonisation

The introduction of the directional principle for the recording of direct investment flows is difficult and different methods are under consideration at the Banque de France.

4.6.7.6 Estimation methods

The Banque de France does not use quarterly estimates, except in the case of reinvested earnings in the current year, and – in some cases – in the previous year (see Sub-section 4.6.5.1.2).

4.6.8 Portfolio investment

4.6.8.1 Specific features of data collection

Securities transactions between residents and non-residents are reported on a security-by-security basis, using the ISIN code or a generic code building on the structure of the ISIN code in the case of short-term money market instruments, for which ISIN codes are not

available. The respondents have to report direct and portfolio transactions (with the 10% threshold) separately. For each security, the database contains the ISIN code, which makes it possible to access the database and check the flows reported by the respondents on a security-by-security basis, using the ISIN code. Moreover, all b.o.p. breakdowns are made using the securities database which contains all the items necessary for b.o.p. treatment (nature of the instrument; country of residence of the issuer, which allows the breakdown between French and foreign securities; sector of the resident issuer and sector of the non-resident issuer, etc.) as well as other data (quotation, currency of issue, date of issue and reimbursement for most debt securities, market of issue: domestic or international, etc.). Banks have full responsibility for reporting securities transactions on their own account and on behalf of others. Two monthly reports are involved:

(i) a *record of payment* is drawn up, which includes the usual information (as for other transactions) without specifying the financial instrument involved. Each respondent has to break down the transactions according to the direction of the flows (a credit or a debit for French residents), the currency of settlement, the counterpart country, the economic nature (issues, secondary trade or repayments) and the distinction between French and foreign securities. There is no individual breakdown by country of residence of the issuer for foreign securities and no breakdown by instrument (equities, bonds, etc.) of the flows. These breakdowns are made on the basis of a monthly statement (see sub-paragraph (ii) below). The records of payments are compared with the monthly statements (see below) in order to improve the reliability of the flows. As the records of payment are more rapidly available than the monthly statements, they are also used to work out leading indicators, but they are not used to draw up b.o.p.;

(ii) *monthly security statements* are used to draw up the b.o.p. as stated above. The monthly statement issued also provides data on transactions in securities between residents

and non-residents. Unlike the record of payment, the monthly statement is drawn up on a security-by-security basis, using the identification ISIN code. Apart from the sectoral breakdown (see below), all the data necessary to elaborate the portfolio flows are obtained from this statement, i.e. the breakdown between French and foreign securities, the breakdown of foreign securities according to the country of residence of the issuer and the breakdown by instrument (equity, bond, etc.).

The banks report flows on French and foreign securities separately, but this breakdown is checked against the securities masterfile maintained by the Banque de France. Except in the case of derivatives, the geographical breakdown of foreign securities by country of residence of the issuer is also effected via the securities masterfile, as is the breakdown by instrument (equity, bond, etc.).

For French securities, the sectoral breakdown of the flows is made on a monthly basis on the basis of the security masterfile, which indicates the issuing sector for each security.

For foreign securities – irrespective of their periodicity (month, quarter or year) – the sectoral breakdown between the resident holders is made through changes in the stocks statements.

On a monthly and quarterly basis, the breakdown is made only between the banking sector and other sectors. De facto, the “other sectors” include the flows related to the other sectors items, as defined by the IMF, and the flows involving monetary authorities and general government, which are not considered to be very significant.

On an annual basis, data are already available for monetary authorities, for banks and for other sectors. As of 1999, changes in the foreign securities stocks of general government will also be available.

In addition, the press is used to check the reports by banks on new issues by French residents on the international markets.

The collection system is based on settlements data; stocks are used for the sectoral breakdown of flows of foreign securities. In the case of money market instruments, historical series prior to 1996 are distorted owing to methodological changes.

The geographical allocation criteria are the debtor principle for assets and the transactor principle (first known counterpart) for liabilities. The breakdown on the assets side between transactions in securities issued by euro area residents and securities issued by non-euro area residents can be provided in a straightforward manner using the securities database. The geographical breakdown is available on a monthly basis. Furthermore, historical data are broken down according to the country of residence of the issuer on the assets side and according to the transactor principle on the liabilities side.

No difference is made in recording practice with regard to the nature of the non-resident counterpart (financial centre, lead manager, etc.), the country of residence of the non-resident counterpart with which the security is negotiated, the currency of payment and the place of payment.

With regard to the role of international clearers, the country of custody has no impact as such on the compilation of flows. Changes in the place of custody are not recorded; transactions with clearers may be compiled only if these transactions are not related to the place of custody, but rather effective purchases or sales of securities. Nor is there any impact on the geographical allocation. In cases of an effective purchase or sale involving a clearer, the geographical allocation will be the country of residence of the clearer for French securities and the country of residence of the issuer for foreign securities.

The Banque de France would expect significant benefits to be derived from the setting-up of a centralised database:

- (i) cost effectiveness at the national and the European level;
- (ii) fully harmonised data for the treatment of portfolio investment (i.e. no difference in the classification of bonds and money market instruments for a given security; fully harmonised country of residence of the issuer and, as a consequence, a fully harmonised breakdown into euro area and non-euro area securities).

4.6.8.2 Definition

The Banque de France complies with most of the recommendations of the BPM5 and the harmonisation proposals made by the Working Group on Balance of Payments and External Reserves.

The following money market instruments can be identified separately: Certificates of deposit and commercial paper. Most of them are identified by generic codes and are not compiled on a security-by-security basis. Treasury bills will be identified separately from Treasury bonds as of 2000.

Loan portfolios are included in the other investment item provided that there is a monetary counterpart; otherwise they are not covered at all in the French b.o.p.

4.6.8.3 Deviations from agreed definitions

None, except for flows of affiliates' securities. Service charges, fees and commissions are included in portfolio flows, while off-setting entries for investment income are not usually included.

4.6.8.4 Gaps

No monthly or quarterly gaps.

4.6.8.5 Intended harmonisation

Full implementation of the accruals principle for interest payments.

4.6.8.6 Estimation methods

There are no quarterly estimates for the portfolio investment account.

4.6.9 Financial derivatives

4.6.9.1 Specific features of data collection

Flows of derivatives are recorded from monthly records of payments, regardless of the resident sector involved. The compilation system does not allow any sectoral distinctions to be made. Currently flows of interest swaps, premiums on options, futures and margins are compiled. At present it is not possible to distinguish between option-style and future-style.

Gross data (debits and credits) are, in principle, available; swaps – including interest rate swaps – are recorded on a gross basis and netted afterwards. Premiums do not expire at the exercise date.

The geographical allocation criteria depend on the individual instrument:

- (i) premiums: first known counterpart country in the case of French counterparts and country of residence of the issuer in the case of foreign counterparts (similar to the portfolio account);
- (ii) margins: the transactor principle.

Investigations do not go beyond the clearing house. For example, a premium negotiated in London with the London International Financial Futures Exchange (LIFFE) is deemed to have

been “issued” by the LIFFE (country: United Kingdom).

4.6.9.2 Definitions

The Banque de France complies with the recommendations of the BPM5 and the harmonisation proposals of the Working Group of Balance of Payments. Financial derivatives are recorded within a specific item. The net stream of settlement flows associated with interest rate derivatives is recorded correctly under financial derivatives.

4.6.9.3 Deviations from agreed definitions

None.

4.6.9.4 Gaps

None.

4.6.9.5 Intended harmonisation

None.

4.6.9.6 Estimation methods

There are no quarterly estimates for the financial derivatives account.

4.6.10 Other investment

4.6.10.1 Specific features of data collection

Part of the general reporting system (see Sub-section 4.6.3.2).

The Banque de France uses actual flows, recorded using CRPs, except for households' external assets and banks (changes in stocks). Both a sectoral and an instrumental breakdown are available. The maturity breakdown is made

on the basis of the initial maturity (up to one year and more than one year), except for stand-by credits, for which the breakdown is based on the maturity of the drawing.

Trade credits are recorded on a monthly basis.

Historical data prior to 1996 are distorted owing to a methodological change in the recording of money market instruments, which were transferred from the other investment item to the portfolio investment item. This break also affects the geographical breakdown, implying that data for money market mutual funds and other funds are estimates.

4.6.10.2 Definition

In principle, the Banque de France complies with the recommendations of the BPM5 and the harmonisation proposals made by the Working Group on Balance of Payments and External Reserves.

All short-term flows between affiliates except trade credits are recorded under direct investment (see the BPM5) and not under other investment. Foreign currency banknotes and coins are included.

Bond lending and repos are included provided that there is a monetary counterpart; otherwise there is no record in the French b.o.p. at all. Genuine repurchase agreements conducted at a fixed price on a fixed date predominate, but only marginally. Compared with lending against collateral, repo activities play a far more significant role. Repo activities usually mature within a month.

4.6.10.3 Deviations from agreed definitions

Commercial credits (trade credits) between affiliates are not identified separately and are included under other investment. There is no deviation from the recommended treatment of repo activities. The recording of financial leasing is not compliant with the BPM5 in all cases.

4.6.10.4 Gaps

None.

4.6.10.5 Intended harmonisation

None.

4.6.10.6 Estimation methods

There are no quarterly estimates for the other investment account.

4.6.11 Reserve assets**4.6.11.1 Specific features of data collection**

Part of the general reporting system (see Sub-section 4.6.3.2).

4.6.11.2 Definition

The new presentation follows the recommendations made in the BPM5.

An instrumental breakdown is available on a monthly and a quarterly basis. In accordance with the ECB recommendations financial derivatives are recorded separately and on a net basis. Gold swaps are recorded as repos.

With regard to the use of market prices, recording is in line with the principle laid down in the ECB recommendations. The calculation of flows for the b.o.p. is based on the valuation of changes in currencies at average exchange rates recorded in the period (average of daily exchange rates). This proxy was accepted by the Working Group and helps to harmonise the calculation of b.o.p. flows.

4.6.11.3 Deviations from agreed definitions

None.

4.6.11.4 Gaps

None.

4.6.11.5 Intended harmonisation

None.

4.6.12 International investment position**4.6.12.1 Specific features of data collection**

The collection system of the Banque de France is based on pure stocks data stemming from surveys, except in the case of the general government sector, for which estimates of stocks plus accumulated flows are used. The following data sources are taken into account:

- (i) direct investment: surveys of resident firms;
- (ii) portfolio investment: surveys of resident banks (own portfolio and portfolio held on the account of their clients) and, for the collection of money market instruments, of a very limited number of firms;
- (iii) other investment: surveys of firms and banks;
- (iv) monetary authorities and general government sector: reporting from the entities included in these categories;
- (v) other sources: Cedel and Euroclear.

With regard to stocks for portfolio investment, the liabilities vis-à-vis non-residents for bonds issued by French residents on international markets are calculated by subtracting the amount held by residents (reported by the resident banks) from the total amount outstanding (available in the bond database managed by the Banque de France).

While the sectoral breakdown can be provided without any problems, the availability of a geographical breakdown differs among the individual items:

- (i) direct investment: available for equity capital and reinvested earnings, but not for all loans;
- (ii) portfolio investment: available for assets, but not for liabilities (possible improvement as a

result of the use of the IMF Co-ordinated Portfolio Investment Survey);

(iii) other investment: only available for MFIs.

Estimates are available nine months after the end of the reference period, except in the case of trade credits, MFIs' positions and reserves. In addition to the requirement of annual reporting to the ECB, the Banque de France could also provide estimates on a quarterly basis, but only with a breakdown by instrument and without any geographical allocation.

France participated in the 1997 IMF Co-ordinated Portfolio Investment Survey and would expect to do so on a regular basis (annually) in the future, by providing data based on stock surveys, primarily to custodians. No additional items would be covered.

4.6.12.2 Definitions

4.6.12.2.1 General

The coverage and the concept are broadly in line with the appropriate position of the quarterly/annual b.o.p. position of the financial account. Exceptions relate to the portfolio position of non-banks, where only securities held in custody with resident banks are compiled, together with the information from Cedel or Euroclear.

The reconciliation exercise works as follows:
 Previous stock (revalued at new prices)
 + flows for the year (revalued)
 + other adjustments (difference not accounted for by price changes)
 = new stock

The following valuation principles are applied:
 (i) direct investment: book values; market values are available on a global basis, but not by country or by firm;
 (ii) portfolio investment: market values for most of the stocks;
 (iii) other investment: book values (which are supposed to be equal to the market values in this case).

4.6.12.2.2 Direct investment

The directional principle is not followed at the moment. Reinvested earnings are included.

4.6.12.2.3 Portfolio investment

No indication is given of the time remaining until the maturity of the money market instrument. Market values are, in principle, required.

4.6.12.2.4 Financial derivatives

Data are recorded on a gross basis (assets/liabilities). Valuation at market prices is required for options and futures, but not for swaps, forwards, and other derivatives.

4.6.12.2.5 Other investment

See Sub-section 4.6.12.1.

4.6.12.2.6 Reserve assets

Quarterly positions are valued in line with the bookkeeping practice of revaluing reserve assets on a quarterly basis. This means that amounts relating to revaluation are included in reported positions and market prices are used. The same applies for gold. For months during the quarter, stocks are valued at a daily price that fluctuates according to purchases and sales.

No major discrepancies are encountered when compiling reserve assets from accounting balance sheets, apart from the fact that foreign exchange deposits with local banks are treated as official reserves in the accounting database.

The adjustment of data from accounting systems to produce data consistent with the b.o.p./i.i.p. methodology is carried out by means of quarterly consistency checks based on expertise and analysis.

4.6.12.3 Deviations from agreed definitions

None.

4.6.12.4 Gaps

Not all financial derivatives are included. There is no sectoral breakdown for financial derivatives.

4.6.12.5 Intended harmonisation

None.

4.6.12.6 Estimation methods

None.

4.6.13.2 Contributors

This country information was drafted by the ECB's Balance of Payments Statistics and External Reserves Division and subsequently amended and agreed with France. Enquiries of a general nature should be addressed to the Press Division of the ECB. Enquiries specific to France should be addressed to:

Mr. Marc Schweitzer
Banque de France
D.G.S.E – Direction de la Balance des Paiements
51-1465
75049 PARIS Cedex 01
France

Tel.: (0033) 1 42 92 31 68
Fax: (0033) 1 42 92 56 80

4.6.13 Administration

4.6.13.1 Titles of publications

“Rapport adressé à M. le président de la République et au Parlement” (annual).

“Bulletin de la Banque de France” (monthly).

“La balance des paiements et la position extérieure de la France (y compris les annexes) (Exercice 19..)” (d) (annual).

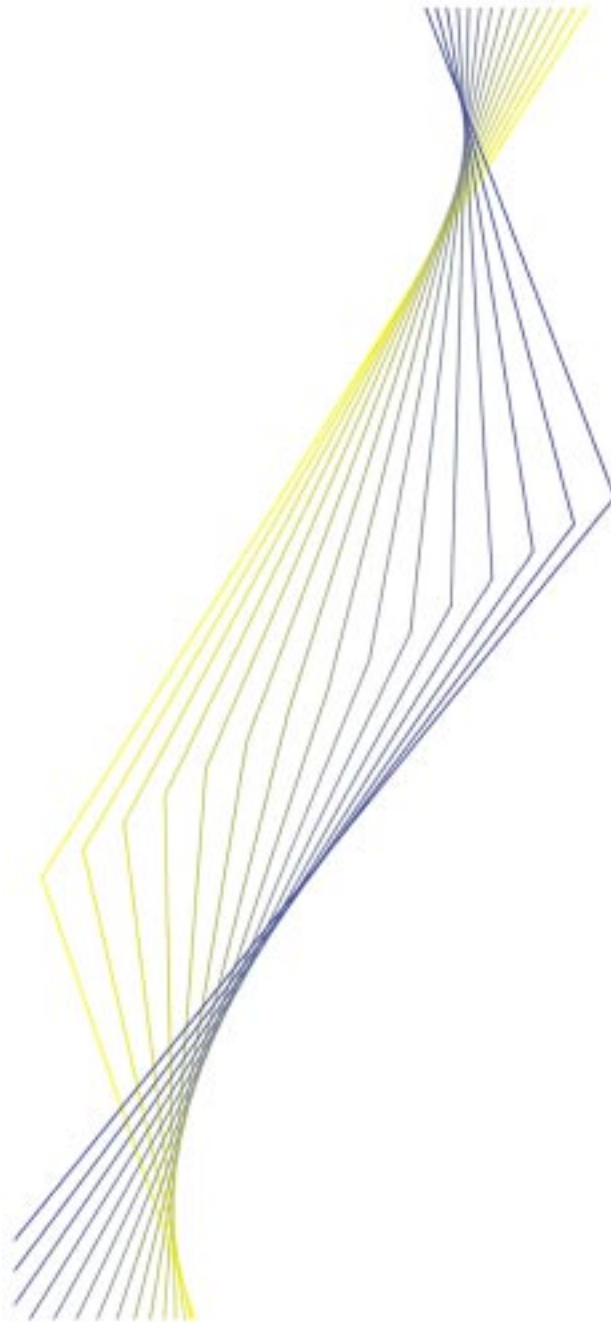
“Rapport du Conseil national du crédit (Exercice 19..)” (annual).

“Les balances des paiements nationales en Union Monétaire” (National Balances of Payments in Monetary Union) (*“Bulletin de la Banque de France”*, monthly, July 1998 edition).

France



EUROPEAN CENTRAL BANK

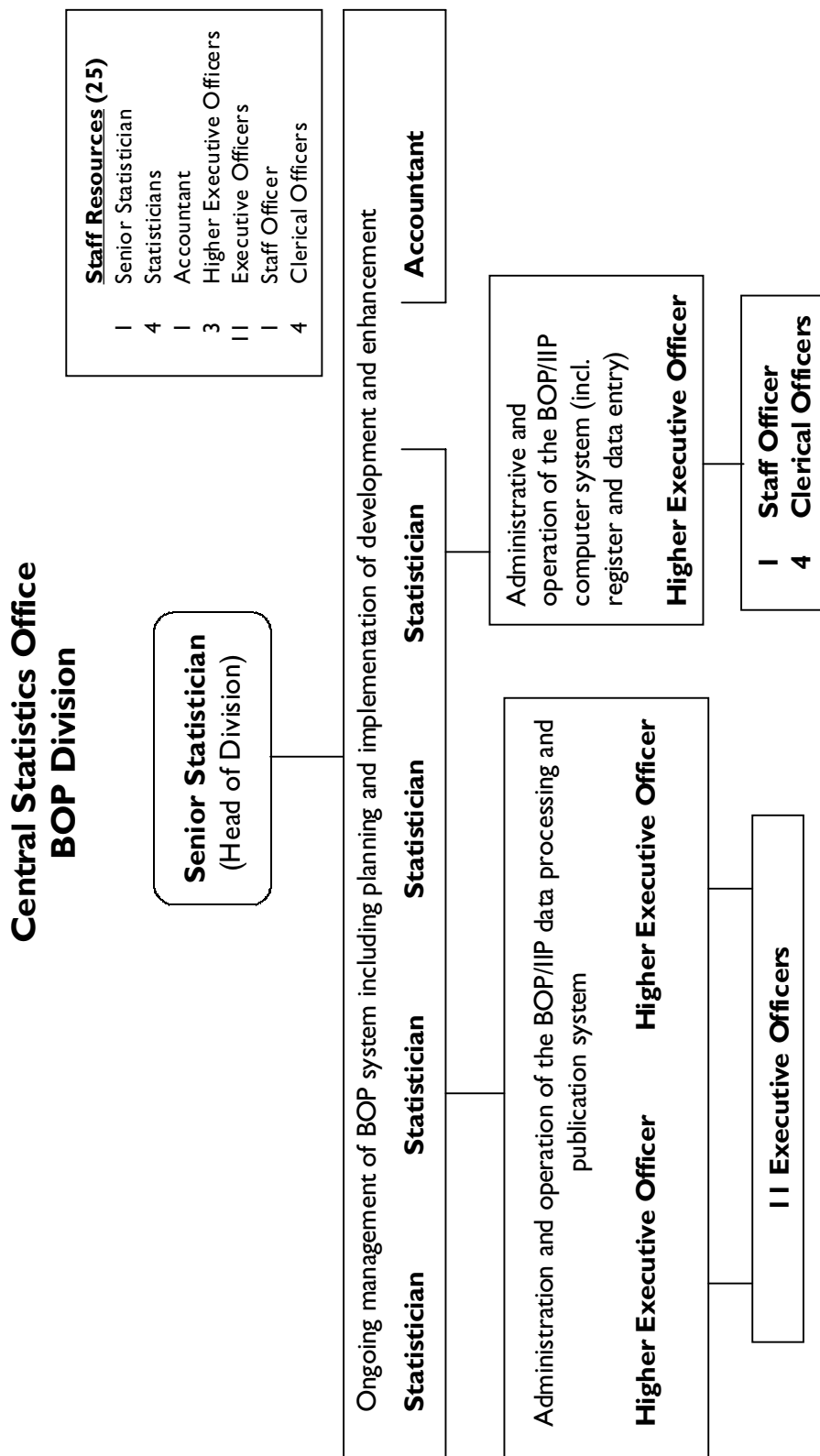


Ireland

November 1999

Ireland

4.7.1 Organisational chart(s)



4.7.2 Institutional aspects

4.7.2.1 Introduction

The Central Statistics Office (CSO) is the national office responsible for compiling and publishing official balance of payments (b.o.p.) statistics for Ireland.

B.o.p. data collection in Ireland is based on statistical surveys combined with administrative data and is closely integrated in the CSO with the compilation of the national accounts.

An extensive overhaul of the b.o.p. data collection and compilation systems has been under way for the last three years and further enhancements are planned with a view to meeting the agreed b.o.p. and international investment position (i.i.p.) data requirements.

4.7.2.2 Legislative provisions

Apart from national legislation relating to the CSO and the Central Bank of Ireland (see below), the provisions of Council Regulation (EC) No. 2533/98 of 23 November 1998 and ECB Guideline (ECB/1998/17) of 1 December 1998 apply to the compilation and dissemination of b.o.p. and i.i.p. statistics. The non-binding ECB Recommendation (ECB/1998/NP21) of 1 December 1998 on b.o.p. and i.i.p. statistical reporting also applies to the CSO as an official non-central bank compiler.

(i) CSO

B.o.p. data are collected by the CSO under a Ministerial Order, supported by the 1993 Statistics Act (the 1926 and 1949 Statistics Acts were previously in force), which makes the provision of data for the purpose of compiling b.o.p. statistics compulsory.

The Ministerial Order for the b.o.p. specifies in broad terms the kind of information which is required and allows for the collection of data by various means, both from b.o.p. transactors and from agents conducting b.o.p. transactions on

behalf of customers. The 1996 Ministerial Order (S.I. No. 378, P. No. 3327) provides for a comprehensive b.o.p. data collection system, including the acquisition of information on the transactions and activities of entities acting on behalf of clients.

In addition, the European Communities (Statistics) Regulations, 1999 (S.I. 177 of 1999; P.N. 7396) were introduced in June 1999 in order to permit the CSO to meet the obligations under Council Regulation (EC) No. 2533/98 of 23 November 1998.

(ii) Central Bank of Ireland

The legal authority for all statistics collected, compiled and published by the Central Bank of Ireland, including those relating to the b.o.p., is derived from legislation relating to the Central Bank (Central Bank Acts of 1942, 1971, 1989 and 1997).

4.7.2.3 Internal organisation

(i) General

A formal written agreement is being prepared between the Central Bank of Ireland and the CSO. Although liaison between the two institutions is usually informal, it is nevertheless very effective. Both institutions have close formal and informal working relationships as regards the general compilation and interpretation of b.o.p. results. A Statistical Liaison Committee comprising representatives from both institutions has existed since 1995. Its purpose is to enable the discussion of items relevant to both institutions, not only in terms of the b.o.p., but also in relation to the relevant aspects of the national accounts and the financial accounts.

The Central Bank of Ireland assists the CSO with its restructuring programme for the collection and compilation system and provides valuable support with regard to CSO dealings with the banking sector and the International

Financial Services Centre (IFSC)¹ on data requirements. The Bank also attends relevant international b.o.p. meetings.

(ii) CSO

The CSO's B.o.p. Division has 25 members of staff, nine of whom are responsible for the managerial, administrative and technical aspects of the b.o.p. system, as well as for developmental aspects. The remaining staff are principally involved in the ongoing issue and receipt of survey forms, data processing, routine respondent contacts and the preparation of results for internal examination, national publication and transmission to international organisations. All the staff are involved in the extensive multi-annual b.o.p. development programme which has been under way for three years. The objective is to develop a compilation system capable of meeting the national and international b.o.p. and i.i.p. data requirements.

Part of the development programme is the acquisition of new hardware and software facilities that will result in the development of a relational database management system. This will be operational in the B.o.p. Division, but will ultimately be linked to the overall CSO computer system in order to improve communication with other parts of the CSO.

(iii) Central Bank of Ireland

The Bank does not have a b.o.p. department or section. The equivalent of two full-time staff members are involved in b.o.p.-related tasks, mainly comprising the compilation of data required by the CSO, the provision of the Bank's own b.o.p. estimates and forecasts, including monthly estimates for the ECB, and the treatment of aspects of b.o.p. development in consultation with the CSO.

4.7.2.4 External co-operation

(i) CSO

The CSO maintains close contact on an ongoing basis with a number of government departments (e.g. Finance, Agriculture and Food, Marine, Defence, Foreign Affairs) and their agencies, as well as with the Central Bank of Ireland, to obtain information necessary for the compilation of the b.o.p. These contacts serve a variety of purposes covering, for example, consultation for information on statistical policy changes introduced by the CSO, requests for information of a quantitative (i.e. transactions, positions, etc.) or qualitative (i.e. for statistical register needs) nature.

The CSO consulted all these regulatory authorities prior to the introduction of its new data collection system covering financial service enterprises in 1998. The Central Bank of Ireland was consulted with regard to the inclusion of credit institutions and collective investment schemes over which it has direct regulatory control; the Department of Enterprise, Trade and Employment with regard to insurance and reinsurance companies; and the Department of the Taoiseach (the Prime Minister) concerning IFSC coverage in general.

The support of all these authorities, together with that of the relevant industry associations, was very helpful with respect to the CSO's programme to achieve a substantial improvement in the coverage of financial service enterprises in its statistical data collection system. This sector had not previously been specifically targeted for coverage. The inclusion of financial service enterprises in the national accounts and b.o.p. statistics was effected on the basis of administrative data obtained from the relevant authorities. Moreover, the IFSC had essentially been treated as offshore in statistical terms and the impact of these companies on the Irish economy (national accounts and b.o.p.) had been estimated on a net basis from indirect information (on tax revenue, local salaries and local services revenue).

¹ *The International Financial Services Centre (IFSC) in Dublin was established under specific legislation in 1987 with a view to creating a significant international financial services industry for Ireland. Tax advantages are available to companies located in the IFSC and the types of activities which qualify under the licensing and certification process include fund management, insurance, treasury management, banking and asset financing, as well as securities trading and brokerage.*

(ii) Central Bank of Ireland

The Bank traditionally provided the CSO with quarterly estimates for certain items as input into the compilation of the official b.o.p. These largely related to the banking and government sectors. Specifically, they covered the following: interest flows between banks and non-residents; changes in the aggregated net external balance sheet position of the banking sector, including estimated valuation adjustment; net portfolio flows through the government sector; changes in non-bank residents' deposits held abroad, including estimated valuation adjustments; transactions between resident banks and non-bank IFSC entities; and relevant data concerning the Bank itself (mainly relating to reserve assets).

Much of this information is being replaced with information available from the CSO's new compilation system. However, data on the Bank's own positions and transactions vis-à-vis non-residents in relation to reserve assets and other assets as well as liabilities will still be required for b.o.p./i.i.p. purposes.

The Bank, assisted by the CSO, compiles monthly b.o.p. estimates for the ECB based largely on the interpolation of trends from the quarterly b.o.p. system. The institutional arrangements concerning the provision of monthly b.o.p. estimates to the ECB are being reviewed. The Bank also supplies data on reserve assets to the ECB.

4.7.2.5 Users*(i) CSO*

Apart from the publication of its quarterly b.o.p. release, the CSO provides further details and analyses to a number of specialist users. The CSO supplies b.o.p. data to the Department of Finance and to the Department of Enterprise, Trade and Employment. As a result of its role in monitoring Ireland's economic performance, the Department of Finance is interested in all aspects of the b.o.p. The main focus of the Department of Enterprise, Trade and Employment is on

industrial development and employment creation in the manufacturing and services sectors. This Department and the Industrial Development Authority (IDA), an agency operating under its aegis and involved in attracting foreign direct investment to Ireland, are particularly interested in the direct investment aspects of the b.o.p., as well as in the data on services. Data are also supplied to stockbrokers, analysts in the field of economic and social research as well as to universities. The National Accounts Division also uses b.o.p. results internally within the CSO.

The CSO supplies data to international organisations such as the ECB, the European Commission (Eurostat), the IMF and the OECD.

(ii) Central Bank of Ireland

The b.o.p. estimates and forecasts that are prepared by the Bank are based on official b.o.p. data published by the CSO. Where possible, they take account of more recent information collected from the banking sector, government departments and the National Treasury Management Agency (NTMA).

4.7.3 Statistical system**4.7.3.1 Type of collection system**

As mentioned above, the b.o.p. collection system is based on surveys and administrative data and is closely integrated with the compilation of the "rest of the world" (ROW) account in the national accounts.

In recent years, the CSO has initiated an extensive restructuring of the b.o.p. data collection and compilation system and significant progress has been made in upgrading the quarterly b.o.p. system in line with the requirements of both the IMF Balance of Payments Manual (5th edition), or BPM5 (including i.i.p. data), and the ECB.

A number of the existing surveys were redesigned and the new versions of the forms

were introduced in 1997. Others were discontinued or in some cases replaced by essentially very much expanded versions of the originals. In addition, a totally new survey system was introduced at the start of 1998 for IFSC and non-IFSC financial service enterprises. This required a major expansion of the coverage and capability of the b.o.p. company register/registry system.

The new statutory quarterly collection system for financial service enterprises requires transactions data on services, income and transfers. Transactions and positions data (along with the reconciliation items) are required for assets and liabilities. The transaction details (i.e. services and income items and instrument breakdowns) necessary to meet BPM5 requirements are obtained – see *Sub-section 4.7.3.2 on reporting agents* for a description of CSO data requirements from non-IFSC credit institutions. Sectoral and geographic details are also provided. In order to reduce the reporting burden, less active companies report this information on an annual basis.

Manufacturing and non-financial service companies are required to supply b.o.p. current, capital and financial account data on a transactions basis each quarter. Annual position and transactions data are also required for the financial account/i.i.p. items (and for income). While some geographical detail is collected quarterly (for services and direct investment), comprehensive geographical information is collected annually. Sectoral information is also collected.

Both information on *merchandise trade* and *travel* statistics are obtained from the relevant compiling divisions within the CSO. Administrative data from government departments (or their agencies) and from the Central Bank of Ireland are also used.

Apart from data obtained from direct collection, internal CSO or external administrative sources, ancillary support information to assist with the compilation of results is also used. This

largely consists of: Irish Stock Exchange listings; Reuters market information concerning equities and bonds, currency exchange and interest rates; Central Bank of Ireland statistics; and industry association or any other relevant statistical information. Qualitative information useful for statistical register purposes is mainly obtained from the CSO Central Business Register. In addition, information from Department of Finance and Central Bank of Ireland sources is used in the maintenance of the b.o.p. financial services enterprises sub-register. Individual company data from the internal CSO trade statistics database, along with any useful information from newspapers, periodicals, etc., are used as inputs into the statistical register system. Securities databases are not used, as the portfolio investment data are compiled on an end-investor, aggregate basis.

4.7.3.2 Reporting agents

(i) CSO

A. Companies. The type of survey form issued to a company depends upon the type of company being surveyed. A short description of b.o.p. surveys follows.

I. Manufacturing and non-financial service companies

Survey of foreign assets and liabilities – annual (BOP40):

The original version of this survey, which was carried out from 1991 to 1995, was replaced at the end of 1997 to facilitate easier completion by respondents and to address outstanding BPM5 requirements. When introduced, it requested annual data for 1996 and 1997. This survey continues to be used. The form requests data on foreign assets and liabilities (flows and stocks) as well as on related income transactions from companies incorporated in Ireland and Irish branches of foreign companies. It is designed to summarise all the foreign transactions of the resident parts of Irish groups, Irish companies and Irish branches. All foreign assets and liabilities have to be reported,

including investment in overseas companies by any part of a group, Irish company or Irish branch which is resident in Ireland. Sectoral and geographical detail are also required.

Survey of foreign assets and liabilities

– quarterly (BOP40Q):

A quarterly version of the BOP40 form (BOP40Q) was introduced at the start of 1998. This form concerns income and asset/liability transactions in the quarter – position data are not requested. Geographical detail is requested only for direct investment and related income. A geographical breakdown of transactions reported for portfolio investment, financial derivatives and other investment – for all of which the amounts involved are relatively small – is estimated on the basis of the preceding annual b.o.p. profile for the reporting company.

Respondents: the BOP40 and BOP40Q are completed by Irish companies and Irish branches of foreign companies which are engaged in manufacturing or the supply of non-financial services and which have foreign assets or liabilities.

Survey of international trade in services and royalties – quarterly and annual (BOP10):

This survey requests information on transactions with non-residents concerning the sale/purchase of services (including royalties, copyrights, licences, etc.). Geographical detail is requested. The information obtained identifies the outright purchase/sale of copyrights, patents, licences, etc.

Respondents: manufacturing and non-financial services companies.

II. IFSC and non-IFSC financial services companies

A number of new quarterly and annual surveys were formally introduced for IFSC companies at the start of 1998. These surveys are very comprehensive and were designed to collect information relevant to b.o.p./i.i.p. compilation and for wider national accounts purposes. The

surveys are customised on the basis of the main types of IFSC activity, namely: (a) collective investment schemes, (b) insurance (distinguishing between life and non-life policies) and reinsurance, (c) stand-alone treasury activity, and (d) banking, asset financing, securities trading, captive and agency treasury. The larger companies are required to return the information each quarter, while the smaller ones make annual returns. Administration and management companies as well as custodians and trustee companies are also included; the principal b.o.p. interest in these companies concerns transactions in service fees, although full b.o.p./i.i.p. details are required. The system is designed to ensure complete coverage of all IFSC activity.

From a b.o.p./i.i.p. point of view, the information required is essentially the same for all the surveys and covers services, income flows, assets and liabilities and the reconciliation of positions and flows along with the necessary geographical detail. The various surveys are:

survey of collective investment schemes

– quarterly and annual (BOP41);

survey of IFSC non-life insurance/reinsurance

– quarterly and annual (BOP42);

survey of IFSC life insurance/reinsurance

– quarterly and annual (BOP43);

survey of IFSC stand-alone treasury

- quarterly and annual (BOP44); and

survey of IFSC banks, asset finance and securities trading companies, agency and captive treasury companies and other related financial service companies

– quarterly and annual (BOP45)

Respondents: IFSC administrative or management companies that provide financial services to collective investment schemes, captive investment (including insurance/reinsurance) companies and agency and captive treasury companies. Stand-alone companies (e.g. banks, treasury companies) are also covered.

Apart from including the IFSC operations in the survey system, new information has also been

collected from non-IFSC financial service enterprises since the start of 1998. As for IFSC enterprises, the data collection requirements are designed to meet the needs of both the b.o.p. and the national accounts. As a result, the demands on Irish resident investment managers have been expanded to cover both assets and liabilities, with a breakdown between resident and non-resident investments (see the description of the BOP30 survey below). In addition, the activities of life and general insurance companies and credit institutions are covered by the new collection system. Complete coverage is aimed at. As for IFSC operations, the larger companies are required to return the information each quarter, while the smaller companies make annual returns. Financial service companies which provide other types of services and which conduct transactions relevant to the b.o.p. will be incorporated into the system as it develops. At present, the activities of these companies, in aggregate, are insignificant from a b.o.p. perspective. The specific data collection arrangements are described below.

Survey of portfolio investment by Irish investment managers – quarterly and annual (BOP30)

This survey was introduced at the start of 1998 and expands on the requirements of the original BOP30 survey that it replaced. It is addressed to investment managers resident in Ireland and requests information on own account and client account investments in Irish and foreign securities by resident and non-resident investors. Geographical detail and sectoral information are requested. A variant of this survey is addressed to stockbrokers (a category of financial service providers not previously surveyed) to obtain data relevant to the b.o.p. It is hoped that the information returned will result in a better coverage of the household sector.

Respondents: non-IFSC Irish resident portfolio investment managers and stockbrokers.

Survey of insurance companies – quarterly and Annual (BOP46)

Information similar to that required from IFSC insurance companies is required for all three accounts of the b.o.p. Quarterly (and, for smaller companies, annual) position data as well as data needed to reconcile flows and positions are required. Geographical detail is also required.

Respondents: all non-IFSC insurance companies incorporated in Ireland as well as Irish branches of foreign companies.

CSO interim data requirements for credit institutions – quarterly (BOP50)

While credit institutions have traditionally reported to the Central Bank of Ireland within the framework of banking and prudential returns statistics, they had not been covered by the CSO's data collection system, the relevant b.o.p. and national accounts information being obtained from administrative data from the Central Bank of Ireland and the Revenue authorities. This administrative framework did not directly provide relevant data on banks' own b.o.p. current account transactions; nor was there a suitable functional breakdown available so as to distinguish direct investment, portfolio investment and other investment data in line with BPM5 requirements.

As part of the development of the b.o.p. system for the financial services sector, the CSO – assisted by the Central Bank of Ireland – has held ongoing consultations with the Irish Bankers Federation on b.o.p. data requirements affecting credit institutions. Following an agreement reached with the CSO at the end of 1997, a three-year interim data collection arrangement – the BOP50 form requirements – was put in place at the start of 1998 for non-IFSC credit institutions. Since then, for each quarter, they have been supplying the CSO with elements from the returns made to the Central Bank of Ireland, along with related supplementary detail and additional information (on services, factor incomes, etc.), to enable the CSO to compile reliable BPM5-compliant b.o.p./i.i.p. estimates pending the development of a complete data reporting system by the start of

2001. To reduce the data supply burden, the smaller credit institutions are required to provide the supplementary data on an annual basis.

As from the start of 2001 a full b.o.p./i.i.p. reporting system will replace the existing interim arrangement and consultation with the IBF and its members on outstanding issues has recently been completed.

Respondents: Irish resident non-IFSC credit institutions, including Irish branches and subsidiaries of foreign companies.

B. Government sector. Information is provided by the various government departments, for example the Department of Agriculture and Food (Common Agricultural Policy data), the Department of Finance (amounts received from the Structural and Cohesion Funds of the EU and own contributions to the EU, as well as listings of IFSC licensed companies for b.o.p. register purposes), the Department of Social, Community and Family Affairs (data on pension payments abroad), the Department of Defence (data on military assistance to UN peace-keeping) and the Department of Foreign Affairs (foreign embassies in Ireland and Irish embassies abroad).

C. Other sections of the CSO. Foreign trade data (collected via Intrastat and the customs authorities) are provided by the Trade Statistics Division of the CSO. The B.o.p. Section adjusts these data on a b.o.p. merchandise basis (see Sub-section 4.7.4.2 below). Data on tourism and travel are provided by the Tourism and Transport Section of the CSO in Cork, which conducts a passenger inquiry and a country-of-residence inquiry among travellers to produce the results.

D. Official sector. As described above, the Central Bank of Ireland provides data on banking and official external reserves as well as data on the Bank's portfolio and other investment assets and liabilities. The NTMA provides data on the bulk of the non-resident part of the national

debt; data on certain portfolio debt of the Government are provided by the Central Bank of Ireland.

(ii) *Central Bank of Ireland*

A. Credit institutions. All credit institutions, including IFSC banks, are required to report to the Central Bank of Ireland on a monthly "Resident Offices Return" (a balance sheet return with resident and non-resident columns for assets and liabilities). This reporting takes place within the framework of bank statistics reporting, rather than reporting for b.o.p. purposes.

B. Government sector. The various central government departments and the NTMA also supply information similar to that supplied to the CSO.

4.7.3.3 Thresholds

There is no general simplification threshold for reporting, but – for financial service companies – materiality criteria are applied to determine the frequency (quarterly or annual) of the returns required.

4.7.3.4 Availability of data (quarterly/ annual b.o.p.)

The current and capital account items are available on a BPM5 basis and with geographical detail.

Within the financial account, a functional breakdown for investment into "direct", "portfolio", "financial derivatives" and "other" investment, as specified by the ECB, is available, but there are some reporting difficulties for financial derivatives as the information available to respondents is not in a form suitable for b.o.p. compilation purposes. A geographical breakdown is available, in addition to the required sectoral breakdown.

4.7.3.5 Timeliness

The response level and the speed of response to CSO surveys have traditionally been persistent problems. Attempts have been made to address these difficulties on two fronts: first, by reducing or eliminating unreasonable reporting burdens wherever possible (e.g. by designing more user-friendly forms and instructions and by reducing the reporting frequency for less active companies); and, second, by having greater recourse to legal enforcement, in which case notification of the initiation of legal proceedings against sub-standard respondents tends to result in the required information being returned. Bringing about further improvement in response is an ongoing, but resource-consuming task.

The time allowed to the reporting agents to respond varies, depending on the survey form to be completed.

BOP40 (covering foreign assets and liabilities and related income flows of manufacturing and non-financial service enterprises): reporting agents have 35 working days from the end of the reporting calendar year within which to submit the annual data to the CSO. If no response is received within this time, a reminder is sent seven days after the expiry of the deadline, and a further fourteen working days are allowed for the response. If no response is forthcoming, the CSO contacts the reporting agent to obtain a response by telephone.

BOP40Q (as for the BOP40, but covering transactions only): reporting agents have 21 days from the end of the reference quarter to respond. Follow-up is by written reminder and subsequently by telephone.

BOP41-BOP45 (covering services and income transactions as well as the assets and liabilities of IFSC financial service companies): reporting agents have 21 days from the end of the reference quarter to respond. Follow-up is by written reminder and subsequently by telephone.

BOP46 (covering services and income flows as well as the assets and liabilities of non-IFSC life and non-life insurance enterprises): reporting agents have 21 days from the end of the reference quarter to respond. Follow-up is by means of written reminder and by telephone.

BOP50 (covering services and income flows as well as assets and liabilities of non-IFSC credit institutions): reporting agents have six weeks to respond for quarterly data and three months for annual data. Follow-up is by written reminder and subsequently by telephone.

BOP30 (covering outward and inward institutional portfolio investment): reporting agents (approximately 35 companies) have 20 working days from the end of the reference quarter within which to submit data to the CSO. If no response is received within this time, follow-up procedures are started immediately.

BOP10 (covering services of manufacturing and non-financial service enterprises): reporting agents have 21 working days from the end of the reference quarter within which to submit data to the CSO. If no response is received within this time, a reminder is sent seven days after the expiry of the deadline, and a further 14 working days are allowed for a response. If no response is forthcoming, the CSO will contact the reporting agent to obtain a response by telephone.

4.7.3.6 Compilation frequency

Official Irish b.o.p. results (with geographical detail) are currently compiled on a quarterly/annual basis only. While broad unofficial estimates of the monthly key items are being supplied to the ECB, there are no plans to introduce a monthly b.o.p. collection system to obtain monthly data over and above the system currently in use. Any developments in this area will have to be made using appropriate modelling and estimation approaches.

4.7.3.7 Data controls

Apart from the BOPI0 services survey and the BOP50 survey of non-IFSC credit institutions, which are processed using SAS software, all survey data are processed using a combination of MS Access and Excel.

On receipt, all returns in paper form are manually checked for obvious reporting errors by the person responsible for each particular company. If no errors are apparent, the data are manually keyed into the Access database (or into SAS datasets for BOPI0 and BOP50 data) and undergo various automated consistency and plausibility data checks. Where data are returned in electronic form, they are imported into the database and are subjected to a similar checking procedure. If the data fail the more important checks, the CSO contacts the company concerned to query the data and make any corrections necessary. Estimates are made for partial or complete non-responses. This facility is largely applied only to non-returning smaller companies surveyed, as the larger companies are pursued until the data are supplied. If this is unsuccessful, estimates are made. Once verified and further processed as necessary, the data are summarised and then transferred into an Excel spreadsheet and supplemented by the data supplied by the Central Bank of Ireland, Government departments and other non-survey sources. Some further manual checking is also carried out on the consistency of the b.o.p. results with information available elsewhere, e.g. financial trade data, production statistics and profits data. More in-depth data quality checks are conducted annually against data available to the National Accounts Division.

Apart from this general checking, the Data Consistency Unit of the CSO carries out checks on the consistency of data returned by individual large manufacturing and non-financial service companies to various divisions within the CSO, including the BOP Division. The Data Consistency Unit liaises on an ongoing basis with these divisions and with any company

concerned to determine the reasons for any significant discrepancy or inconsistency. In an ongoing effort to improve data quality the Data Consistency Unit operates a programme of company visits and ongoing liaison so that the CSO becomes aware as early as possible of any material change in companies' operational, accounting or reporting practices affecting the data returned. BOP Division personnel often participate in these visits and also make visits independently as and when specific b.o.p. problems need to be resolved.

4.7.3.8 Revision policy

The CSO's general revision policy is to incorporate changes when the data for the calendar year are being produced, i.e. the following spring/summer. However, the policy is flexible and significant changes to previously published figures are incorporated on a quarterly basis. In addition, and in the interest of publication consistency, smaller revisions are included in cases where data sourced from and published by other divisions of the CSO also appear as separate items in the b.o.p. release.

In the case of monthly b.o.p. estimates provided by the Central Bank of Ireland, revisions are made mainly on a quarterly basis. The monthly estimates are subject to significant historical revisions each quarter when the official quarterly b.o.p. data are published.

The ECB's revision policy will be implemented as far as possible.

4.7.3.9 Publication

Official b.o.p. data are collected and published by the CSO on a quarterly basis, with a time lag of three months. The data are published in hard copy and are also available on the CSO databank and on the Internet. Users are made aware of the expected ("no later than") date of publication three months beforehand in the CSO's monthly advance publication calendar,

which covers a three-month period (under the IMF Bulletin Board arrangements). Regular users are notified each Thursday of the date of CSO's releases and publications due in the following week.

The Central Bank of Ireland provides its own early independent estimates and analysis of b.o.p. flows to the public as part of its quarterly review of monetary and financial market developments. These data have a timeliness of around two months following the reference quarter.

The estimates calculated by the Central Bank of Ireland and used in its forecasts and the final data published by the CSO are usually very similar.

The titles of the publications produced by the CSO and the Central Bank of Ireland on the b.o.p. are listed in Sub-section 4.7.13.1.

4.7.4 Monthly key items

4.7.4.1 Availability of monthly key items

In contrast with other euro area countries, there is no monthly b.o.p. data collection system in Ireland. Official b.o.p. data are collected and compiled on a quarterly basis only through surveys and administrative data. These data have a timeliness in the order of three months, compared with the six-week requirement for monthly b.o.p. estimates.

There are currently no plans to extend the data collection frequency beyond the limited monthly data already available, mainly because of the burden this would place on b.o.p. respondents and because of resource constraints concerning the collection and compilation of b.o.p. statistics generally. Institutional arrangements for monthly data estimation and compilation are subject to review.

Broad unofficial monthly b.o.p. estimates, including a euro area/non-euro area geographic

split, are at present provided by the Central Bank of Ireland. The Bank uses a range of methods to estimate monthly flows within the required time-frame. For a few components, monthly data are available. The remaining data are based largely on proxies and forecasts of quarterly data interpolated into monthly frequency, partly using a system of indicators based on other published CSO data series. All of the estimates are provided to the ECB within six weeks of the reference month. Both current estimates and historical data are subject to substantial revision each time official quarterly b.o.p. results are published.

In line with ECB requirements, virtually all of the monthly series are sub-divided into flows between countries participating in Monetary Union and extra-Monetary Union flows. This is based essentially on the corresponding split in the quarterly data supplied by the CSO to the ECB and Eurostat.

4.7.4.2 Estimation methods for monthly key items

A summary of the estimation methods used for the first half of 1999 is given in the table below. It is intended that this will be reviewed in the context of changes being implemented in the official quarterly b.o.p. system.

4.7.4.3 For the current account

– Merchandise trade

The CSO publishes a series relating to merchandise trade, with exports and imports recorded on an f.o.b. and c.i.f. basis respectively. The data are compiled from Intrastat and customs (i.e. extra-EU) data, the latter being compiled on a "general trade" basis. Country attribution is currently made using the "country of origin" (for imports)/"country of destination" principle (for exports), but the CSO is examining the implementation of the European Commission (Eurostat) recommendations on country allocation. In addition, the CSO is

implementing the recommendations of the BOP Working Party of the Committee on Monetary, Financial and Balance of Payments Statistics (CMFB) concerning the conversion of c.i.f. imports to an f.o.b. basis. Apart from these possible future changes, the CSO's BOP Division currently makes further adjustments to the published official foreign trade statistics for Ireland in order to align them more closely with b.o.p. concepts. These adjustments take account of the application of the "change in ownership" principle as well as valuation adjustments arising from traders' accountancy practices. The merchandise trade results are published both seasonally adjusted and unadjusted by the CSO, and its BOP Division is examining the introduction of seasonally adjusted b.o.p. merchandise trade data on a quarterly basis.

The CSO data are brought up to date on the basis of the Bank's latest macroeconomic forecast. The latter contains estimates of both import and export growth which can be applied to monthly estimates, with appropriate adjustments reflecting the intra-year pattern of trade and any available information on output prices and industrial production.

The CSO monthly merchandise trade series are published without any adjustment for b.o.p. purposes. An adjustment is applied by the Bank to the monthly series based on recent trends in the quarterly adjustment used by the CSO.

– *Services trade*

There are no equivalent monthly series covering the services trade. A number of other CSO monthly series – relating to inward and outward passenger movements and export values – are used to interpolate the required

monthly series. The indicator series are chosen on the basis of whether they show a statistically significant correlation – at a quarterly frequency – with the CSO quarterly credit and debit items for services transactions. This reflects the link between passenger movements and tourism flows and the strong connection between the demand for other services imports and the output growth of the exporting sectors. These interpolated series are brought up to date by a procedure similar to that used for merchandise trade, i.e. using the Bank's macroeconomic forecast.

– *Factor incomes*

The lack of monthly data also renders an interpolation procedure necessary for this component of the current account. Export values are used as an indicator for the debit item, reflecting the link between export earnings by the foreign-owned sector and profit outflows. The credit item is much smaller and less volatile at the quarterly frequency. It is interpolated without the use of an indicator by simple time series methods. These series are also brought up to date in a similar fashion to those on merchandise and services trade.

– *Current international transfers*

The Bank conducts a telephone survey of the main recipients of EU funds in order to generate monthly data on the credit item. The budget contribution to the EU is the main debit item and it is obtained directly from the Department of Finance on a monthly basis. Small residual components of the credit and debit items are estimated on the basis of recent trends in the quarterly data relating to these items.

THE COMPILATION OF MONTHLY BALANCE OF PAYMENTS ESTIMATES

B.o.p. Item	Source	Comments
1. B.o.p. current account		
1.1 Merchandise trade	Central Bank of Ireland	Published monthly data are available within a period of around 3 to 4 months. Data are not adjusted for b.o.p. purposes. These are updated using the Bank's macroeconomic forecast and slightly more up-to-date information on output prices and manufacturing production. These data are adjusted for b.o.p. purposes.
1.2 Services	Central Bank of Ireland	Monthly inward passenger movements by air and sea are used as an indicator for the credit item. On the debit side, estimation is based mainly on relating services imports to activity in the multinational sector. Monthly data on outward passenger movements are used as an indicator for travel abroad by Irish residents.
1.3 Factor income flows	Central Bank of Ireland	The output of the multinational sector is used as an indicator for profit outflows. Other sub-components of factor income flows are based on the interpolation of trends from quarterly data.
1.4 Current transfers	Central Bank of Ireland	Monthly data are based on figures supplied to the Bank by the relevant bodies (mainly government departments).
2. B.o.p. capital account		
2.1 EU capital transfers	Central Bank of Ireland	See the note on current transfers.
2.2 Acquisition/disposal of non-produced/non-financial assets	Central Bank of Ireland	This refers mainly to the acquisition or disposal of intangible assets (patents, copyrights, trademarks, etc.). The amounts involved are insignificant according to the results of the CSO's BOPI0 Services Survey.
2.3 Migrants transfers	Central Bank of Ireland	Interpolation of published CSO quarterly figures.
3. B.o.p. financial account		
3.1 Direct investment (abroad and in the reporting economy)	Central Bank of Ireland	Interpolation of quarterly CSO figures.

3.2 Portfolio investment – outward	Central Bank of Ireland	Institutional portfolio outflows are based on the interpolation of quarterly data from the CSO. A rough breakdown is given within debt securities between bonds and notes and money-market instruments based on that available in quarterly CSO data. Estimates for equity securities are based on an interpolation of trends from quarterly data.
– inward	Central Bank of Ireland	Monthly data are available on the uptake of government securities by non-residents. Neither quarterly nor monthly data are available at this stage on portfolio equity liabilities.
3.3 Other investment (inflows and outflows)	Central Bank of Ireland	Monthly data are available on movements in the external assets and liabilities of the MFI sector from money and banking statistics. Direct investment and portfolio investment are included indistinguishably in these figures. Monthly estimates of changes in non-bank residents' deposits held abroad are based on quarterly data from the BIS data bank. Monthly data are available on government direct external borrowing.
3.4 Reserve assets	Central Bank of Ireland	Monthly data are available.

The interpolation method used is a variant of that proposed by Chow and Lin, "Best Linear Unbiased Interpolation, Distribution and Extrapolation of Time Series by Related Series", *Review of Economics and Statistics*, November 1971.

4.7.4.3.1 For the capital account

The bulk of transactions on the b.o.p. capital account consists of EU transfers. As noted above, these are collected directly from recipient bodies, mainly government departments. The data are all classified as extra-MU transactions in line with general ECB recommendations on this matter.

4.7.4.3.2 For the financial account

In the b.o.p. financial account, data pertaining to the MFI and government sectors and to developments in the official external reserves are available on a monthly basis from banking statistics. By contrast, broad estimates have to be made with respect to all other items and these are based largely on an interpolation of official quarterly b.o.p. results. As is the case for the b.o.p. current account, estimates pertaining to the euro area/non-euro area – covering direct investment, portfolio investment and other investment flows – mirror those provided by the CSO with regard to official quarterly results.

4.7.4.3.3 For direct and portfolio investment

Data concerning direct investment flows are collected on a quarterly basis only and monthly estimates are based on these data. With regard to portfolio investment flows, much of the information provided concerns institutional portfolio outflows on the assets side and the uptake of government securities by non-residents on the liabilities side.

Monthly estimates of institutional portfolio outflows are based on an interpolation of trends from the quarterly b.o.p. system. Data on changes in the holding of government securities by non-residents are derived from administrative sources at the Central Bank of Ireland. A rough breakdown within debt securities between bonds and notes and money-market instruments is based on the

breakdown provided in the quarterly statistics. Estimates for purchases of equities abroad by Irish residents are derived from a broad interpolation of trends from quarterly b.o.p. results. Neither quarterly nor monthly data are available with regard to portfolio equity liabilities at this stage.

4.7.4.3.4 For financial derivatives

Monthly data on financial derivatives are not collected. Given the diversity and complexity of transactions inherent in this particular b.o.p. data category, there is no basis upon which to make reasonable estimates on a monthly basis.

4.7.4.3.5 For other investment

Other investment flows for the MFI sector are based on money and banking balance sheet information. Direct investment and portfolio investment flows are included indistinguishably within these estimates. Relevant corrections applying to the broad data categories of direct, portfolio and other investment flows are made to historical data as quarterly b.o.p. results are published over time.

4.7.5 Investment income

4.7.5.1 Specific features of data collection

4.7.5.1.1 General

The CSO's survey system, as well as its data collection from administrative sources (Central Bank of Ireland, National Treasury Management Agency), requires investment income to be reported on an accruals basis. The survey forms and the requests to official sources are designed to collect financial account positions and transactions data as well as income flows on a BPM5 basis. Direct investment income, portfolio investment income and other investment income are identified, as are the necessary

BPM5 breakdowns of these items. Geographical detail is requested on the basis of the debtor/creditor principle, but only going back to 1998. Sectoral detail is also available.

4.7.5.1.2 Income on direct investment

Direct investment income comprises income on equity and income on debt. For statistical compilation purposes, direct investment income on equity is defined as the direct investor's share of the combination of operating surplus and investment income earned by the direct investment enterprise. Income arising from realised or unrealised capital and exchange gains/losses is excluded, as is any profit (or loss) arising from abnormal circumstances. Data are collected by means of the CSO's survey system to reflect this definition, i.e. the profit/loss (for b.o.p. purposes) of the direct investment enterprise is its profit/loss after tax and minority interest deductions and excluding capital and exchange gains/losses, any abnormal write-off of bad debt, revaluation gains/losses and gains/losses from extraordinary items. This income is subdivided into *dividends and distributed branch profits* and *reinvested earnings and undistributed branch profits*. Dividends are recorded when due for payment, which in most cases reflects the timing of the actual payment. This also applies for remittances of branch profits.

Direct investment income on debt relates to dividends on preference shares and interest on inter-affiliate trade credit, loans, bonds and notes and money market instruments. Preference share dividends are recorded when due for payment and interest is recorded on an accruals basis, the interest unpaid/not yet received being recorded in the financial account.

Geographical detail is required on the basis of the debtor/creditor principle. In the case of an Irish-owned foreign direct investment enterprise, the country attribution is determined by the location of the entity, if it is a branch, or by the country of incorporation, if it is a subsidiary or an associate company. Factor

income outflows in the case of a foreign direct investment enterprise located in Ireland are attributed to the country of residence of the immediate direct investor (which, in the case of a company, is the country of incorporation).

4.7.5.1.3 Income on portfolio investment

Portfolio investment income for *bonds and notes* and *money market instruments* is separately requested from survey respondents (including collective investment institutions) and administrative sources on a "time-shifted" accruals basis (i.e. from their accounts). The CSO is investigating the possibility of a full accruals approach, i.e. the application of market rates to marked-to-market position valuations. This latter approach will be implemented if it proves to be feasible. In addition, positions and movements in outstanding interest are currently collected to facilitate the correct inclusion in the financial account of any interest unpaid or not received. Geographical detail is collected and the country allocation is required on the basis of the debtor/creditor principle, as for financial account transactions. Income credits can therefore be split according to the euro area/non-euro area assets/liabilities split. A sectoral breakdown is also available.

4.7.5.1.4 Income on other investment

Interest flows on loans, deposits, leases, trade credits, etc. between non-affiliated entities are requested from survey respondents and administrative sources on an accruals basis. Income on reserve assets is also included under other investment income and recorded on an accruals basis. Information on positions and movements in outstanding interest is also collected. Geographical allocation is required on the basis of the residency of the creditor/debtor. In the case of syndicated loans, however, the country allocation is based on the residency of the lead bank whenever the residencies of all participating lenders are not known. Sectoral detail is also available.

4.7.5.2 Definitions

Except for the deviations in Sub-section 4.7.5.3, data are in line with the recommendations of the BPM5 and the harmonisation proposals made by the ECB's Working Group on Balance of Payments and External Reserves (the former Task Force on Financial Flows and Stocks Statistics).

4.7.5.3 Deviations from agreed definitions

The only known deviation concerns the application of time-shifted accruals, rather than the full accruals principle required by the BPM5 (i.e. market rates applied to marked-to-market positions).

4.7.5.4 Gaps

None.

4.7.5.5 Intended harmonisation

As indicated above, the CSO is investigating the possibility of implementing the full accruals principle.

4.7.5.6 Estimation methods

As the income information is collected quarterly and annually from surveys and through the use of administrative sources, full estimation is not required. However, where partial or complete non-response occurs for individual respondents, some data need to be estimated or imputed from other respondents' data or from the non-respondent's earlier data, trended forward as appropriate.

4.7.6 Capital account

4.7.6.1 Specific features of data collection

General government capital transfers are already available on a BPM5 basis and are almost

totally accounted for by transfers from/to the EU institutions. These EU capital transfers are compiled from data obtained from Irish government departments and comply with the tables produced by Eurostat.

Data relating to the outright purchase of licences, copyrights, patents, etc. are distinguished in the BOPI0 ("Survey on services") form. The amounts involved appear to be relatively insignificant.

4.7.6.2 Definition

The recommended split between current and capital transfers was introduced by the CSO some years ago and is based on the recommendations of the European Commission (Eurostat) BOP Working Party. Only items qualifying as current transfers are included in the current account of the b.o.p.

Debt forgiveness is thought to be insignificant. The amounts involved in the acquisition/disposal of non-produced non-financial assets, as collected in the expanded version of the BOPI0 services survey, were relatively insignificant.

4.7.6.3 Deviations from agreed definitions

None.

4.7.6.4 Gaps

Data sources for migrants' transfers continue to be a major problem, as only estimates based on the former exchange control data are available, and these are completely out of date.

4.7.6.5 Intended harmonisation

The European Commission (Eurostat) information provided in the national tables on EU current and capital transfers vis-à-vis the Member States is a useful means of verifying

data compiled on a national basis and facilitates greater harmonisation.

Investigations to date on how to capture better estimates for migrants' transfers, which are thought to be relatively small, but nevertheless significant in terms of both inward and outward flows, have not proved successful. The Revenue authorities are considering whether any suitable data can be compiled from their records in the future, but little progress seems possible in the short term.

4.7.7 Direct investment

4.7.7.1 Specific features of data collection

As indicated above, all direct investment data are collected by means of surveys (see *Sub-section 4.7.3.2*). These surveys request data on direct investment positions, flows and valuation changes, along with factor income information (see *Sub-section 4.7.5.1.2 for details concerning direct investment income*). The information provided identifies equity investment and inter-affiliate transactions/positions with regard to loans, trade credits, bonds/notes, money market instruments and financial derivatives. Geographical information is also collected and a sectoral breakdown is available. The surveys are conducted each quarter for the financial services sector (annually for smaller enterprises) and annually for manufacturing and non-financial services companies, with a quarterly variant being undertaken to collect transactions data only.

4.7.7.2 Definition

The CSO applies the "10% rule" to determine whether ownership of the ordinary shares or voting power in an incorporated enterprise or the equivalent in an unincorporated entity is such that a direct investment relationship exists. In line with the international requirements for fully consolidated direct investment statistics,

the application of the rule covers transactions with any affiliated entities in the corporate structure which are part of the direct investment relationship. In the case of transactions between financial intermediary affiliates (including credit institutions), direct investment is limited to those transactions associated with permanent debt and equity investment. The directional principle for recording direct investment has been adopted (but the data are collected in a way that also permits classification according to assets and liabilities if required). Reinvested earnings are recorded as part of direct investment and can be separately identified.

4.7.7.3 Deviations from agreed definitions

For the CSO b.o.p. surveys, there are no deviations from the agreed definition of direct investment.

4.7.7.4 Gaps

None.

4.7.7.5 Intended harmonisation

The compilation system is, in principle, compliant with the BPM5. In practice, the information appears to be provided as required and hence no further harmonisation appears to be necessary.

4.7.7.6 Estimation methods

As direct investment information is collected quarterly and annually by survey, full estimation is not required. However, where partial or complete non-response occurs for individual respondents, some data need to be estimated or imputed from other respondents' data or from the non-respondent's earlier data trended forward as appropriate.

4.7.8 Portfolio investment

4.7.8.1 Specific features of data collection

Inward and outward portfolio investment data are collected from a combination of surveys and administrative data (see *Sub-section 4.7.3.2*), the latter relating to non-resident investment in Irish government securities. Positions, transactions and reconciliation data are collected as described above and geographic detail is provided. Inter-company transactions between affiliated entities are treated as direct investment, except where such transactions are between affiliated financial intermediaries.

The CSO's collection/compilation system is an end-investor/aggregate security approach which does not rely on security databases. Information on the various types of long-term and short-term securities is collected to meet the requirements of the BPM5. Geographical allocation is requested on the basis of the debtor/creditor principle. Few difficulties have been reported by respondents in relation to the application of the country-of-issuer principle for assets; for liabilities, the country of creditor is available in many cases, but some difficulties are evident in relation to acquisitions on behalf of non-residents by intermediaries. The CSO is exploring the possibility of having the residencies of the holders and the amounts involved identified from resident banks' nominee accounts. A major proportion of outward and inward portfolio investment is accounted for by IFSC enterprises such as collective investment institutions, special purpose investment companies (SPICS – for which only outward investment is portfolio in nature), credit institutions, insurance companies, etc. These entities' activities are covered by the survey system. Apart from the IFSC, most of the remainder of inward portfolio investment is accounted for by non-resident uptake of government securities (the data being obtained from the National Treasury Management Agency – NTMA) and by non-resident small shareholdings in Irish public limited companies. On the outward portfolio investment side, most

of the “non-IFSC” investment is made by institutional investors which are also surveyed and which are understood to account for the bulk of household foreign investment.

4.7.8.2 Definition

The definition of portfolio investment used in Ireland essentially complies with the recommendations in the BPM5. Service charges, fees and commissions, where separately identifiable, are reported by respondents under the services item; otherwise they are included as part of the value of transactions. Positions and transactions are requested from respondents at market valuation on a “clean price” basis, i.e. exclusive of accrued income. As already indicated, amounts of accrued interest outstanding as well as interest movements are both distinguished separately in the survey forms. The clean-price values of positions and transactions are then converted into a market valuation inclusive of accrued interest.

4.7.8.3 Deviations from agreed definitions

None.

4.7.8.4 Gaps

None.

4.7.8.5 Intended harmonisation

As part of its b.o.p./i.i.p. statistical harmonisation development the CSO participated in the IMF's December 1997 Co-ordinated Portfolio Investment Benchmark Survey. To facilitate the compilation of the relevant data, all companies surveyed were required to supply the data on the basis of the BPM5 concepts and definitions. To ensure adequate coverage in the IMF Survey and in the new collection/compilation system generally, IFSC companies and other financial services companies were included as from end-1997/start-1998.

The only significant harmonisation improvement required is that relating to the determination of the correct country of creditor allocation for portfolio investment liabilities. Work is continuing in order to find additional information from intermediary financial institutions acting on behalf of non-resident investors that would enable the identification of the residencies of the actual holders of securities issued by residents of Ireland.

4.7.8.6 Estimation methods

As portfolio investment information is collected quarterly and annually by survey, full estimation is not required. However, where partial or complete non-response occurs for individual respondents, some data need to be estimated or imputed from other respondents' data or from the non-respondent's earlier data trended forward as appropriate.

4.7.9 Financial derivatives

4.7.9.1 Specific features of data collection

As indicated in Sub-section 4.7.3.2, information on financial derivatives is collected using surveys and, in the case of government debt, administrative NTMA data. These surveys address all sectors, but most of the derivatives activity involves the financial institutions. Separate data are sought on swaps (cross currency and interest rate), exchange-traded futures and options, over-the-counter (OTC) options and forward contracts. Owing to difficulties experienced by respondents, positions in some cases are only available on a net (asset/liability) basis. Transactions are requested on a net basis, as required by the ECB. Geographical breakdowns are available based, for the most part, on the country of residence of the counterpart which, in the case of exchange-traded contracts, is the country in which the exchange is located. Inter-company transactions between affiliated entities are

treated as direct investment, except where such transactions are between affiliated financial intermediaries.

At present, while a number of respondents seem to be able to provide the information required, many respondents are reporting major difficulties in providing the data requested. The difficulties generally concern: reporting on a market value basis (nominal values frequently appear in returns); reporting asset and liability positions separately; and distinguishing variation margin payments from initial margins.

4.7.9.2 Definitions

The definition of financial derivatives used is that given in the IMF paper entitled "The Statistical Measurement of Financial Derivatives". The valuation of positions and transactions at market value is requested. Net interest streams for interest arising from interest rate derivatives and cross-currency interest rate swaps are recorded under derivatives and not under factor income. In the case of exchange-traded contracts, respondents are requested to distinguish between initial margin payments and variation margin payments and to record the former under other investment and the latter under financial derivatives.

4.7.9.3 Deviations from agreed definitions

None.

4.7.9.4 Gaps

With regard to flows, some respondents experience difficulty in distinguishing initial margins from variation margins, while others have difficulty reporting market values (as opposed to nominal values), although this situation is improving through ongoing contact with the CSO.

4.7.9.5 Intended harmonisation

The flow data for derivatives follow the agreed harmonisation principles.

4.7.9.6 Estimation methods

No estimation methods are used, as the data are reported quarterly.

4.7.10 Other investment

4.7.10.1 Specific features of data collection

Other investment data are collected from a combination of surveys and administrative data (see *Sub-section 4.7.3.2*), the latter relating to Irish government borrowing from foreign lenders. Positions, transactions and reconciliation data are collected as described above and geographic detail is provided.

Long and short-term claims and liabilities vis-à-vis non-resident affiliates are treated as direct investment, except where such transactions are between affiliated financial intermediaries and do not involve permanent debt.

4.7.10.2 Definition

The CSO has adopted the BPM5 definitions, with necessary modifications, as approved by the ECB. Repurchase agreements and bond lending transactions are recorded as required by the ECB. Financial leases are recorded under other investment and the income flows are recorded in the current account.

4.7.10.3 Deviations from agreed definitions

None.

4.7.10.4 Gaps

There are no known gaps of any significance.

4.7.10.5 Intended harmonisation

Insofar as is known, the results are compiled on a harmonised basis.

4.7.10.6 Estimation methods

As the information is provided on a quarterly basis, the results are compiled from these returns. Some imputation is necessary for the few instances of late response, while quarterly estimation is necessary for those companies subjected to annual reporting because of their low activity volume.

4.7.11 Reserve assets

4.7.11.1 Specific features of data collection

Part of the general reporting system (see *Sub-section 4.7.3.2*).

4.7.11.2 Definition

The definition followed is the same as that endorsed by the ECB's Statistics Committee in December 1998, namely foreign-currency claims on non-euro area residents as well as monetary gold, special drawing rights and the reserve position within the IMF.

Reserve assets are recorded at market prices. An instrument breakdown is available for b.o.p. purposes, in line with ECB requirements. While there are no financial derivatives transactions on reserve assets at present, their recording on a net basis – as recommended by the ECB – is supported by the Bank.

4.7.11.3 Deviations from agreed definitions

None.

4.7.11.4 Gaps

Transactions data on reserves are not separately identifiable at this stage. They are estimated from the difference between start-month and end-month positions and take account of valuation adjustments made at the end of each quarter.

4.7.11.5 Intended harmonisation

As is the case in other euro area countries, the Central Bank of Ireland is awaiting the outcome of discussions and follow-up within the Working Group on Balance of Payments and External Reserves Statistics on inconsistencies between accounting and b.o.p./i.i.p. principles in relation to reserve assets.

4.7.12 International investment position

4.7.12.1 Specific features of data collection

As indicated in Sub-section 4.7.3.2, since the beginning of 1998 the CSO has been operating an integrated b.o.p./i.i.p. survey collection system. Positions, transactions and reconciliation items are collected from financial services enterprises each quarter and from enterprises in other sectors each year. The collection system is designed to meet the detailed requirements of the ECB and the IMF and follows, to the extent possible, the recommendations of the BPM5 (as modified in particular instances to meet the harmonisation requirements of the ECB). Geographical detail is requested on the country of residency of the debtor for assets and that of the creditor for liabilities. Some difficulties are encountered by respondents in relation to identifying the country of the creditor for portfolio investment securities issued by residents of Ireland in all cases.

The CSO participated in the IMF's 1997 Co-ordinated Portfolio Investment Survey and supplied the results for the "mandatory items" (i.e. asset positions for equities and long-term debt instruments). It is committed to providing the results for money market instruments and for financial derivatives; the liability data will also be supplied.

The CSO is working towards meeting the nine-month supply deadline for transmitting the December 1998 i.i.p. results for Ireland to the ECB.

4.7.12.2 Definitions

4.7.12.2.1 General

The definitions used follow the BPM5 recommendations and the ECB's harmonisation recommendations.

4.7.12.2.2 Direct investment

The definitions used follow the BPM5 recommendations and the ECB's harmonisation recommendations.

4.7.12.2.3 Portfolio investment

The definitions used follow the BPM5 recommendations and the ECB's harmonisation recommendations.

4.7.12.2.4 Financial derivatives

The definitions used follow the BPM5 recommendations and the ECB's harmonisation recommendations.

4.7.12.2.5 Other investment

The definitions used follow the BPM5 recommendations and the ECB's harmonisation recommendations.

4.7.12.2.6 Reserve assets

As noted earlier, reserve assets are defined as foreign currency claims on non-euro area residents as well as monetary gold, special drawing rights and the reserve position within the IMF. The revaluation at market prices of the stock of reserve assets takes place on a quarterly basis only.

4.7.12.3 Deviations from agreed definitions

In general there are no deviations from the agreed definitions.

4.7.12.4 Gaps

In the case of financial derivatives, it is not possible – owing to difficulties experienced by respondents – to isolate completely positions for assets and liabilities, and only net positions are available in some cases.

4.7.12.5 Intended harmonisation

In the case of financial derivatives, further efforts are needed, particularly at the respondent level, to provide position data on a gross basis and to report separately both initial margins (under other investment) and variation margins (under financial derivatives).

4.7.12.6 Estimation methods

Generally, respondents can provide position information as required and in many cases more easily than flows data. Consequently, estimation techniques are only required for non-response imputation.

4.7.13 Administration

4.7.13.1 Titles of publications

(i) CSO
 Balance of International Payments (quarterly)
 Statistical Bulletin (quarterly)
 Economic Series (monthly – selected b.o.p. items)
 National Income and Expenditure (annual)
 Statistical Abstract (annual)
 CSO Eirestat Databank (quarterly updating)
 CSO Web site: www.cso.ie

(ii) *Central Bank of Ireland*
 Quarterly Bulletin (quarterly);
 Annual Report (annual).

4.7.13.2 Contributors

This country information was drafted by the ECB's Balance of Payments Statistics and External Reserves Division and subsequently amended and agreed with Ireland. Enquiries of a general nature should be addressed to the Press Division of the ECB. Enquiries specific to Ireland should be addressed to:

Mr. John Fitzpatrick
 Central Statistics Office
 Balance of Payments Division
 Ardee Road
 Rathmines
 IRL - Dublin 6
 Ireland

Tel.: (00353) 1 497 7144

Fax: (00353) 1 497 1106

Mr. John O'Malley
 Central Bank of Ireland
 Monetary Policy and Statistics Department
 PO Box No. 559
 Dame Street
 IRI - Dublin
 Ireland

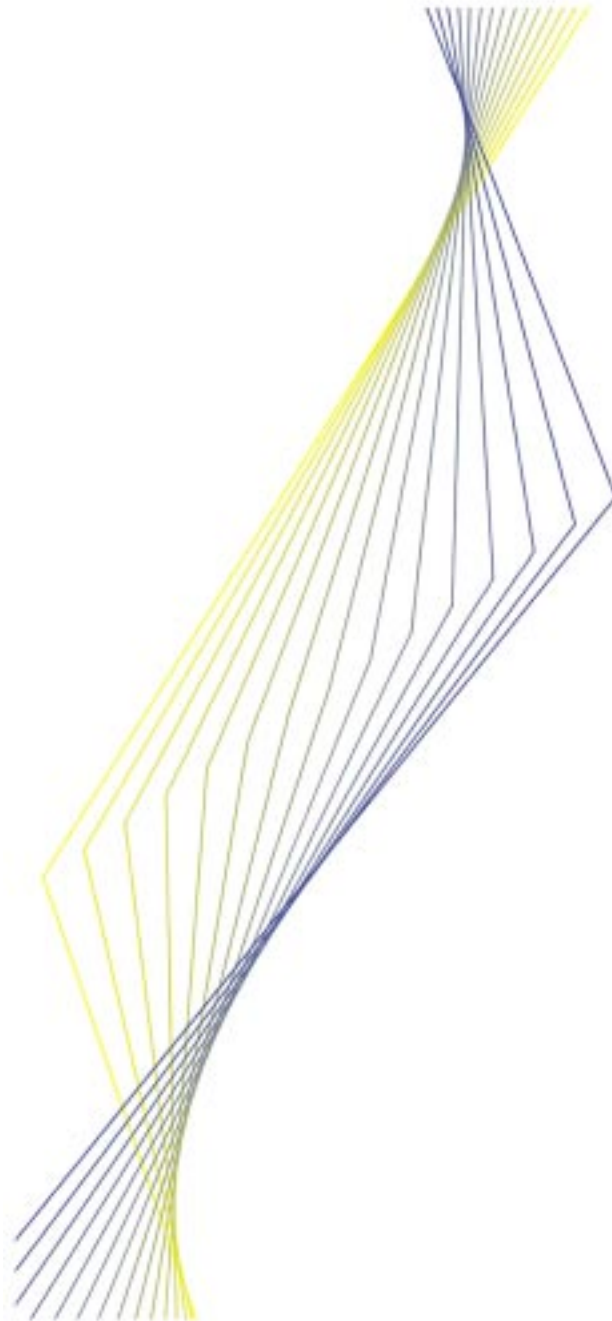
Tel.: (00353) 1 671 66 66

Fax: (00353) 1 671 6561

Ireland



EUROPEAN CENTRAL BANK



Italy

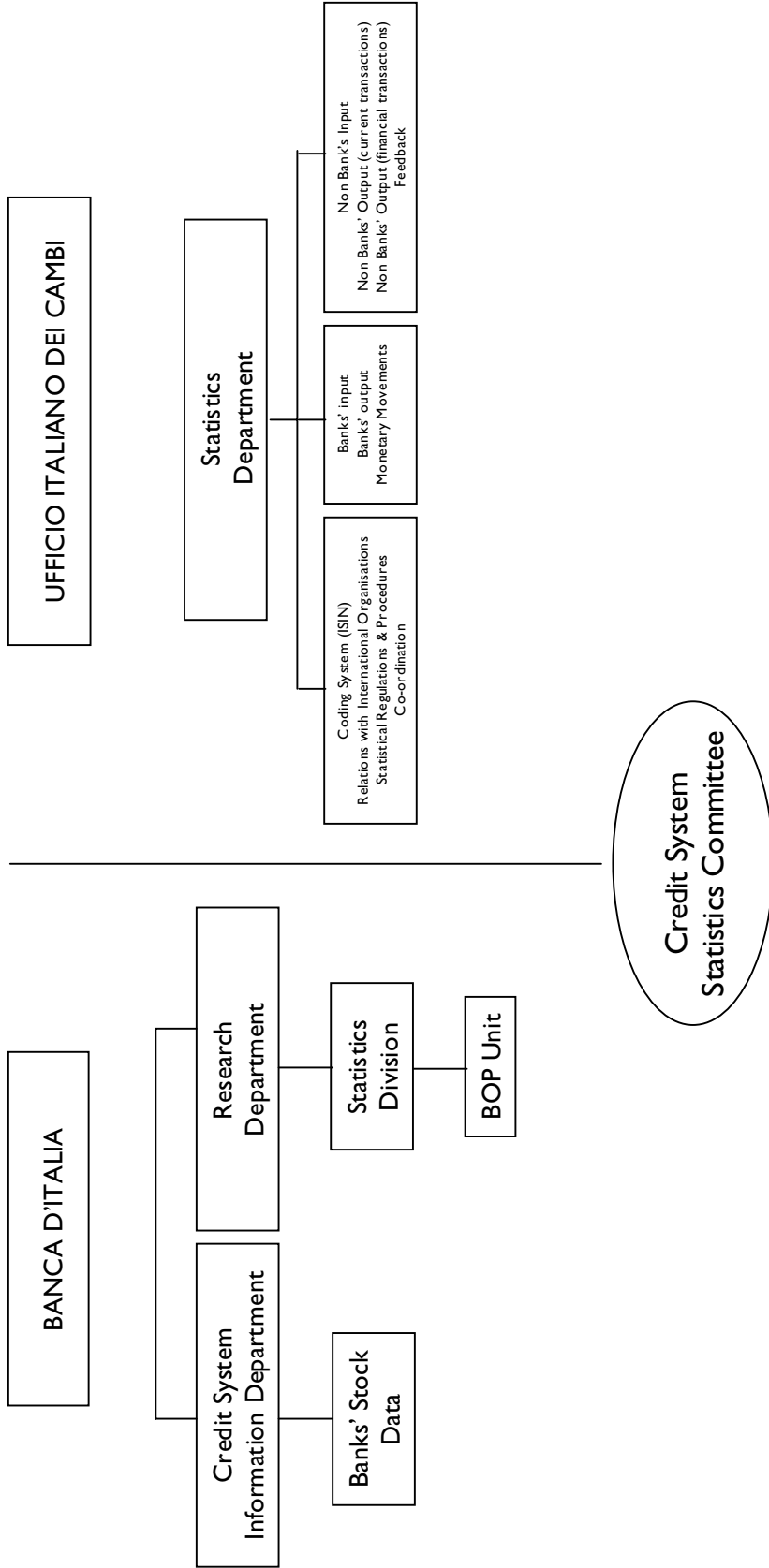
November 1999

Italy

4.8.1 Organisational chart(s)

Banca d'Italia

Ufficio Italiano dei Cambi



4.8.2 Institutional aspects

4.8.2.1 Introduction

The Banca d'Italia and the Ufficio italiano dei cambi (UIC) are responsible for the balance of payments (b.o.p.) and international investment position (i.i.p.) statistics. The UIC, which has been an instrumental entity of the Banca d'Italia since 1998, gathers information for the compilation of b.o.p. and i.i.p. statistics. Both institutions publish data on b.o.p. and i.i.p. statistics. The information is derived from the data on cross-border transactions collected by the UIC and sample surveys for certain services which are also collected by the UIC. Other sources include the international trade statistics collected by the Istituto nazionale di statistica (Istat).

4.8.2.2 Legislative provisions

The Exchange Reform Law, which came into force in October 1988, reorganised Italy's statistical system over the following two years and enabled the country to make the transition from a system in which residents were prohibited from transacting with non-residents (except for expressly authorised transactions) to one in which residents could freely carry out foreign transactions. Residents continued to be obliged to settle through the domestic banking system. The Ministerial Decree of April 1990 meant that operators no longer had to "channel" foreign transactions through resident banks, but were completely free to deal with foreign banks (e.g. to open deposit and current accounts abroad) or to export payment instruments, securities, etc. As a consequence of these laws, it became apparent that a new collection system for b.o.p. data was needed. In May 1990 the old data collection system was integrated into a new system and, from then onwards, all residents were required to supply statistical documentation on foreign transactions either directly or through the domestic banking system. The directive put forward by the Interministerial Committee for Credit and Savings in October 1995 authorised the collection

by the UIC of data on assets and liabilities of non-bank operators above a certain threshold.

Legislative Decree No. 319/98, which modified the institutional position of the UIC, confirmed its powers to collect data for the purposes of b.o.p. compilation. The compilation of International trade data lies within the competence of Istat.

4.8.2.3 Internal organisation

At the Banca d'Italia responsibility for the b.o.p. is vested in the Balance of Payments Unit of the Statistics Division, which also carries out analyses of b.o.p. developments. The Statistics Division is responsible for money and banking statistics and for financial account statistics. In accordance with the Guideline of the European Central Bank on the statistical reporting requirements of the European Central Bank in the field of balance of payments and international investment position statistics, data are made available by the UIC to the ECB, for the production of the euro area b.o.p., and to the Banca d'Italia. The Banca d'Italia and the UIC are required to "monitor the quality and reliability" of statistical information.

At the UIC various divisions in the Statistics Department are involved in the production of the b.o.p. and i.i.p. The management team comprises three sections: the first is involved in the coding system (International Securities Identification Number or ISIN), statistical regulations and procedures, relationships with international organisations, and bank/non-bank data co-ordination; the second deals with banks' data input, banks' data output and monetary movements; and the third addresses non-banks' data input, non-banks' data output (current transactions), non-banks' data output (financial transactions) and feedback data flows.

4.8.2.4 External co-operation

Close links both at the executive and at the operational level exist between Istat, the Banca

d'Italia and the UIC. Data are exchanged mutually and there is a permanent committee for co-ordination at the highest level between Istat and the Banca d'Italia which meets monthly.

4.8.2.5 Users

B.o.p. data are used as input in the national accounts statistics produced by Istat.

Data are also supplied to the Treasury; to private and public research institutes and universities; and to international organisations such as the ECB, the European Commission (Eurostat), the Organisation for Economic Co-operation and Development (OECD), the Bank for International Settlements (BIS) and the International Monetary Fund (IMF).

4.8.3 Statistical system

4.8.3.1 Type of collection system

The Italian b.o.p. collection system is, in principle, an open settlement system based on a comprehensive reporting system. Banks are required to report transactions performed for their own account and for the accounts of their customers. For some items, annual surveys are conducted by the UIC in order to collect data:

- since 1996 a survey of travellers has been in place to compile the travel service account;
- since 1998 an enterprise survey has been used to measure international transportation services;
- since 1998 a survey on portfolio investment and direct investment has been carried out; some of the questions are dedicated to the collection of data on reinvested earnings.

Istat supplies trade data on goods which is based on c.i.f.-f.o.b. valuation; the conversion to f.o.b. is made on the basis of the data on international transport and insurance services.

Istat also provides data on repairs of goods, goods for processing, non-monetary gold and export data on goods procured in ports; import data are taken from returns submitted to the UIC. The Government reports to Istat on public current and capital transfers.

Data on compensation of employees are partially estimated on the basis of OECD data on international wage taxation.

Flows figures are collected directly for all b.o.p. items. The reporting on foreign transactions related to financial instruments is done on a security-by-security basis. The respondents indicate the ISIN code of the securities in the statistical reporting form entitled "Comunicazione valutaria statistica" (CVS) for the flows, and in the data entry provided by the UIC for the stocks survey.

4.8.3.2 Reporting agents

(i) *The Monetary Financial Institution (MFI) sector:* MFIs report to the UIC. They are involved in standard reporting. MFIs have to report stocks data on their claims and liabilities vis-à-vis residents and non-residents by type of asset/liability, currency, maturity and debtor/creditor country. They also have to report data on their foreign transactions and on those of their customers (flows data) with a breakdown by type of operation, currency and country.

(ii) *The non-banking sector:* international transactions have to be reported either directly to the UIC or through resident banks if settlement takes place in this way. Data are broken down on the CVS forms mainly by nature of operation, country and currency, and by variables used to classify operators (type of operator, type of enterprise, branch of economical activity, last financial year's turnover, number of employees in enterprise, etc.). Italian law enforces anonymity, which means that it is impossible to identify the resident transactor after the data have been compiled.

(iii) *The official sector:* the Accounting Department of the Banca d'Italia reports on the

external monetary position of the official sector on a monthly basis. The Treasury reports public transfers not returned.

(iv) *Customs and the Intra-Community Trade Statistical System (Intrastat)*: for goods, reports are made to Istat, which then calculates the data (on a c.i.f.-f.o.b. basis). The UIC subsequently estimates goods data on an f.o.b.-f.o.b. basis.

4.8.3.3 Thresholds

The collection of stocks data on assets and liabilities of non-bank operators which exceed a threshold of ITL 500 million (EUR 250,000) by the UIC was authorised by the Interministerial Committee for Credit and Savings in October 1995.

For the banking source (Matrix system), no threshold for reporting exists. However, for the non-banking source (Eleuteria system), only international transactions exceeding ITL 20 million (EUR 10,000) are to be reported. Changes to data previously submitted may be notified to the UIC by telephone, but this must always be followed up and confirmed in writing. This applies under all circumstances, i.e. regardless of whether the error is notified to the reporting agent by the UIC or the reporting agent identifies the error.

4.8.3.4 Availability of data

A complete b.o.p. with a full geographical breakdown is available on a monthly basis.

4.8.3.5 Timeliness

Banks are requested to submit data within 12 working days of the reporting date. The provisional data are published 30 working days after the end of the reference period. The final data are published 90 days after the end of the reference period.

4.8.3.6 Compilation frequency

The Italian b.o.p. is compiled on a monthly basis.

4.8.3.7 Data controls

The procedure for handling and processing the raw data contained in the 700,000 reports received each month was upgraded by the introduction of an advanced information processing system. A specific software tool called UIC-Maestro was distributed to the reporting entities. This system combines simplicity with numerous functions which are designed to classify and input data and to reduce the potential for error. It provides a guided data entry system for reporting agents which automatically codes transactions by country, currency and type of good. It covers a whole range of cross-border transactions and significantly reduces the cost of reporting while reducing the margin for error. UIC-Maestro allows bank and non-bank operators to transmit data to the UIC on floppy disks. This has improved both the accuracy and the speed of reporting. The most important banks also use a diagnostic software, provided by the UIC, which carries out checks similar to those provided by UIC-Maestro.

Controls are also exercised on the data in the system environment used for the collection of statistics (known as Matrix and Eleuteria). Some routine data checks are carried out on the integrity of the data, as well as some more complicated checks which take into account comparisons of flows and stocks. If inconsistencies are detected in the data, the Data Processing Division contacts the reporting agent, either by telephone or by means of a standard form on which details of the implausibility are given and broken down by type of transaction.

4.8.3.8 Revision policy

Revisions to published data are typically made when the major official reports on Italy's

economy are published, namely the “Relazione Generale sulla Situazione Economica del Paese” (Ministry of the Treasury, Budget and Economic Planning) in March and the Banca d’Italia Annual Report in May.

4.8.3.9 Publication

As of the first months of 1999 the Italian b.o.p. statistics are published in a new format that is entirely in line with the standard components of the 5th edition of the IMF Balance of Payments Manual (BPM5).

Provisional data are provided in a UIC monthly press communiqué that is released about six weeks after the end of the reference period (coverage: goods, total services, total income, current transfers, total capital account, portfolio investment, other investment, derivatives, reserve assets). More detailed and updated data become available around three months after the end of the reference month and are published in a monthly supplementary annex to the Banca d’Italia Statistical Bulletin and in the monthly UIC Statistical Bulletin.

The supplementary annex to Banca d’Italia Statistical Bulletin includes time series data, broken down according to the main items of the IMF/ECB classification for the b.o.p. The UIC Statistical Bulletin mainly reports cross-section data referring to a single month, with a detailed geographical breakdown. The coverage of the UIC Statistical Bulletin is greater than that of the press communiqué (greater detail for merchandise: general merchandise, goods for processing, repair of goods, goods procured in ports by carriers, non-monetary gold; services: all the IMF standard components; income: compensation of employees and capital income; current transfers: private sector and general government; capital account: capital transfers and acquisition/disposal of non-produced, non financial assets; financial account: resident sector and financial instrument/assets/liabilities breakdown). Six summary tables with time series data are also reported in the UIC Statistical Bulletin.

Annual and final data (b.o.p. flows and the end-of-year i.i.p.) are published in the Banca d’Italia annual report five months after the end of the year.

The titles of the publications on b.o.p. statistics produced by the UIC and the Banca d’Italia are listed in Sub-section 4.8.13.1.

The publications are available in electronic form on the Internet at the Web sites www.bancaditalia.it and www.uic.it.

The release dates for the UIC monthly press communiqué and for the supplementary annex to the Banca d’Italia Statistical Bulletin are published in advance for the next six months.

4.8.4 Monthly key items

4.8.4.1 Availability of monthly key items

Italy provides monthly key items within the agreed deadline of 30 working days following the end of the reference month. In principle, key items conform to the standards set out in the BPM5.

4.8.4.2 Estimation methods for monthly key items

4.8.4.2.1 For trade in goods

Istat compiles the International Trade Statistics (ITS) by collecting customs documents for extra-EU trade statistics and referring to the Intrastat collection system for the intra-EU statistics. While the ITS are the source for the goods key item, transaction-based data are also available from foreign transaction reports – CVS forms – collected by the UIC. Intrastat data are not available within 30 working days, as required for monthly key items. As a result, a provisional intra-EU trade figure is estimated using a forecasting technique relying on a seasonal autoregressive model.

Intra-EU trade statistics are compiled following the country-of-consignment principle, while the country-of-origin principle applies to extra-EU data. Shortly after Intrastat statistics become available – generally within eight weeks of the end of the reference month – the provisional intra-EU trade figure is revised. A further revision is carried out as soon as data for the whole reference year become available.

ITS show a detailed geographical breakdown from which it is possible to recover data referring to the transactions of the non-participating Member States.

Goods imports enter the b.o.p. on an f.o.b. basis. Estimates for transport and freight insurance are available from a sample survey by the UIC. The average c.i.f.-f.o.b. ratio was estimated at 3.6% (of which 0.25% was due to freight insurance) for 1998 data. The goods item is compiled by applying the special trade principle.

Since January 1999 data have been compiled according to the standards set out in the BPM5. In addition, time series dating back to 1970 have been estimated to ensure consistency with such standards.

4.8.4.2.2 For investment income

Investment income flows are mostly compiled from settlement data. The only exception is debt securities income stemming from portfolio investment, to which the accruals principle has been applied since January 1999. The investment income item relies mostly on the settlement data collected from the respondents and no forecast is normally performed except for estimating missing data when providing the provisional key item. The approach adopted for compiling the item is mixed, insofar as debt securities income is estimated on the basis of the underlying stocks, while the other sub-components are compiled according to the actual transactions reported. For the only sub-component for which the accruals principle is applied, the estimation is carried out on a

monthly basis. A breakdown into sub-components, as required for quarterly and annual data, is not currently available at a monthly frequency.

With reference to portfolio investment income, the geographical split is performed by applying the same method as that used for splitting portfolio assets and liabilities in the financial account. When providing the first provisional key item, missing data are estimated by taking into account the output of both a time trend regression and an autoregressive model for departures from the trend. As soon as missing data become available – generally eight to ten weeks after the reference month – a revision of the key item is performed. Further revisions may occur when data for the whole reference year become available.

4.8.4.2.3 For direct investment

The compilation of the direct investment item is entirely based on the collection of settlement data from both the banking sector and other respondents. However, in order to meet the deadline of 30 working – days for key items, estimates are carried out to take missing data into account. As soon as the data become available, a revision is carried out.

4.8.4.2.4 For portfolio investment

Portfolio investment is compiled by collecting data from both the banking sector and other respondents. However, in order to meet the deadline for key items, an estimate for missing data is carried out. The estimate is based on the output of an autoregressive model and is revised soon after further information becomes available, generally eight to ten weeks after the reference month. The collection is carried out on a security-by-security basis according to the ISIN codification, so that further information may be obtained on the reported transactions. So far, the geographical split between intra and extra-euro area data has not posed any difficulties.

Accrued interest is estimated on a monthly basis.

4.8.4.2.5 For financial derivatives

An estimate for the financial derivatives key item is performed only when providing the first provisional figures for key items. The estimation technique for missing data relies on a model combining both a time trend regression and an autoregression for departures from the trend.

4.8.4.2.6 For other investment

An estimate for the other investment key item is performed only when providing the first provisional figures for key items. The estimation technique for missing data relies on a model combining both a time trend regression and an autoregression for departures from trend.

4.8.5 Investment income

4.8.5.1 Specific features of data collection

4.8.5.1.1 General

Income on bonds and notes and on money market instruments is compiled on the basis of the accruals principle, so that stocks statistics are used. No relevant difficulties have so far been encountered in applying such a methodology. The use of stocks statistics will be extended when the whole investment income item is compiled on the basis of the accruals principle. Such stocks statistics have been based on a yearly survey – since 1997 – of portfolio assets and of direct investments of both assets and liabilities. Moreover, reinvested earnings related to direct investment are also surveyed. Since stocks are surveyed on an annual basis, adjustments are made to estimate monthly figures.

The reconciliation between estimates for providing the first provisional key items and the

outcome is ensured as final data replace provisional estimates once available.

The geographical allocation is performed in different ways for credits and debits. The former are broken down according to the debtor principle, the latter according to the residency of the first known counterpart. So far, the geographical breakdown of the item has not entailed any relevant difficulties.

The geographical breakdown has been performed with regard to historical data, but further checks are still needed before it can be made available. Italy may provide the euro area/non-euro area split of portfolio investment income. The difficulty in applying both the accruals principle and the issuer principle to historical data will result in a discontinuity as from January 1999.

Some under-recording is possible in the income account credits. It is thought to be mainly related to the investment income sub-item. A more extensive application of the accruals principle to the estimation of the whole sub-item is likely to reduce the bias and a testing exercise will be carried out in the near future.

4.8.5.1.2 Income on direct investment

As for income on equity, the rate of return on underlying stocks is not currently estimated as data on settlements are still being used.

Data on reinvested earnings related to 1996, available from a survey carried out in 1997, are the basis for the 1999 estimates. As the survey is repeated every year, revisions will be performed once final data become available.

Income on inter-company loans is not currently recorded, but its compilation in the future is envisaged.

Interest on loans between non-affiliated enterprises is compiled on the basis of settlements data.

4.8.5.1.3 Income on portfolio investment

Stocks data are not employed as a basis for estimating CII's income; settlements data are used instead. In the future, the use of stocks statistics is envisaged for checking the quality of the settlements data.

The UIC and the Banca d'Italia are not currently able to draw relevant conclusions on the impact of taxation issues on portfolio investment income.

4.8.5.1.4 Income on other investment

Income on trade credits as well as interest shares in leasing payments are not currently recorded. Furthermore, CVS forms provide for the compilation of data on deposits by private individuals/enterprises with foreign financial institutions.

Income on reserve assets is compiled on an accruals basis using stocks data from the accounting system.

4.8.5.2 Definitions

Definitions are consistent with those outlined in the BPM5.

4.8.5.3 Deviations from agreed definitions

Income on inter-company loans is not currently recorded as direct investment income.

4.8.5.4 Gaps

Income on trade credits as well as interest shares in leasing payments are not currently recorded.

4.8.5.5 Intended harmonisation

The extension of the accruals principle to the whole investment income account will be implemented.

4.8.5.6 Estimation methods

Accruals are estimated by the UIC on the basis of stocks, as surveyed every year since 1997. Additional information is then taken from the security-by-security database, referring to, inter alia, interest rates, coupon maturities and interest calculation methods. For index-linked bonds, the UIC estimates accrued interest on the basis of an average of the current interest rates.

4.8.6 Capital account

4.8.6.1 Specific features of data collection

Part of the general reporting system (see Sub-section 4.8.3.2).

4.8.6.2 Definition

The capital account includes capital transfers and the acquisition/disposal of non-produced non-financial assets, as defined in the BPM5.

In particular, capital transfers consist of: (i) migrants' transfers in cash or transfers resulting in a change in the foreign net position of resident banks; (ii) debt forgiveness; and (iii) all transfers of cash linked to such investment.

Any transfer in kind that determines a change of ownership of fixed assets (machinery and equipment) is considered as capital. Other transfers in kind are classified as current.

Regarding data sources, the main sources of data on private transfers (current and capital)

are the reports from the banking and the non-banking sectors. For government transfers (current and capital), information is mainly derived from Istat statistics on data of the Ministry of the Treasury, Budget and Economic Planning. Pensions paid by the Italian pension scheme to non-residents and taxes paid to the Italian Government by non-residents are mainly derived from the banking and non-banking sectors' reports. Data on debt forgiveness are recorded in the Italian b.o.p. Banks' debt forgiveness is derived from the banking reports. Government debt forgiveness is estimated using data of the Ministry of the Treasury, Budget and Economic Planning.

The source of data on capital transfers with EU institutions are the quarterly Istat statistics, as based on data of the Ministry of the Treasury, Budget and Economic Planning, disaggregated on a monthly basis by the UIC. The distinction between current and capital transfers is consistent with the European Commission (Eurostat – the Statistical Office of the European Communities) proposal for EUI transfers approved in March 1997. In particular, capital transfers with the EU include: (i) contributions under the EAGGF (European Agriculture Guarantee and Guidance Fund) – “Guidance” section (credits); and (ii) investment contributions from the Regional Development Funds (credits).

4.8.6.3 Deviations from agreed definitions

None.

4.8.6.4 Gaps

None.

4.8.6.5 Intended harmonisation

No harmonisation necessary.

4.8.7 Direct investment

4.8.7.1 Specific features of data collection

Italy collects data on inward and outward direct investment flows and stocks through the general reporting system. Information from the survey on direct investment is used for estimating reinvested earnings. A geographical breakdown is available.

Owing to significant changes in the statistical collection system, the revision of historical data requires estimation.

4.8.7.2 Definition

Italy complies with the recommendations of the BPM5 and the harmonisation proposals made by the Working Group on Balance of Payments and External Reserves (the former Task Force on Financial Flows and Stocks Statistics).

Transactions between affiliates are recorded under direct investment. All short-term transactions between direct investors and affiliates are included in direct investment. Long and short-term trade credits between direct investors and affiliates are included in direct investment. Special purpose entities are included in direct investment. Equity contributions in terms of real or financial assets and not implying any actual payment are included in direct investment.

4.8.7.3 Deviations from agreed definitions

None.

4.8.7.4 Gaps

None.

4.8.7.5 Intended harmonisation

No harmonisation is necessary.

4.8.7.6 Estimation methods

No estimation is necessary.

4.8.8 Portfolio investment**4.8.8.1 Specific features of data collection**

Italy collects data on portfolio investment flows through the general reporting system. Survey data are used for portfolio investment stocks. The ISIN securities database is available. A geographical breakdown is available at any frequency. Geographical allocation is made according to the debtor principle on the assets side; for liabilities, only the residency of the first known counterpart is available. Therefore non-euro area assets data are available according to the issuer principle.

Owing to changes in the definition of direct investment, the revision of historical data on portfolio investment requires estimation; stocks data will not be used to provide flows. The breakdown of assets into intra and extra-euro area is possible for historical data.

4.8.8.2 Definition

Italy complies with the recommendations of the BPM5 and the harmonisation proposals made by the former Task Force on Financial Flows and Stocks Statistics.

Service charges, fees and commissions are not included in portfolio investment. Adjustments for accrued interest are made monthly.

4.8.8.3 Deviations from agreed definitions

None.

4.8.8.4 Gaps

None.

4.8.8.5 Intended harmonisation

No harmonisation is necessary.

4.8.8.6 Estimation methods

No estimation is necessary.

4.8.9 Financial derivatives**4.8.9.1 Specific features of data collection**

Italy collects data on: (i) daily margins for derivatives; (ii) premiums earned/paid for derivatives; and (iii) net payments at the close of the derivatives operation. All these data are collected through the general reporting system. The residency of the counterpart is, on the assets side, the country of residence of the issuer or the country where the market is located; for exchange traded derivatives, the country corresponds to the country in which the clearing house is located. On the liabilities side, the residency of the counterpart is the country of settlement. Breakdowns by sector and by country are available on a monthly basis. No instrumental breakdown is available. Data on a gross basis are available. Initial margin payments are recorded under other investment. Daily margin payments are recorded as financial derivatives. For daily margins no breakdown is available between options-style and futures-style transactions.

4.8.9.2 Definitions

Italy complies with the definition agreed upon at the "11th meeting of the IMF Committee on Balance of Payments Statistics" and set out in the ECB recommendations.

4.8.9.3 Deviations from agreed definitions

In the settlement system it is not possible to record derivatives transactions in the event of delivery of the underlying asset.

4.8.9.4 Gaps

(See above.)

4.8.9.5 Intended harmonisation

No harmonisation is planned.

4.8.9.6 Estimation methods

No estimation is necessary.

4.8.10 Other investment**4.8.10.1 Specific features of data collection**

Italy collects data on MFIs' and other sectors' flows through the general reporting system. For monetary authorities, flows are derived as a change in stocks. Breakdowns by sector, instrument and maturity are available on a monthly basis. Geographical allocation is based on the transactor principle.

For trade credits, the time of recording is the date on which settlements are reported to the UIC, in the case of prepayments. For post-payments, a distinction is needed between short-term and medium/long-term trade credits. Since the former are only recorded by the settlement system ex post, they have to be estimated; this occurs in two stages: (i) a forecast of the total amount of goods to be exported/imported in the following 12 months; and (ii) an estimate of the post-payments share for each month and for each leg, based on the average share observed in the previous two years. The time of recording is derived from the time distribution of trade credits recorded in the previous two years. For medium/long-term trade credits, the time of recording of post-payments is, in principle, the date on which imports/exports occur, as reported to the UIC. Estimates are made to correct incomplete data.

For data before January 1999, MFIs' flows were estimated from changes in the underlying stocks with adjustments for exchange rate valuation, and the geographical breakdown is estimated on the basis of stocks data.

4.8.10.2 Definition

Italy complies with the recommendations of the BPM5 and the harmonisation proposals made by the Working Group on Balance of Payments and External Reserves (the former Task Force on Financial Flows and Stocks Statistics).

Foreign currency notes, coins, bond lending, repos and financial leasing are included under other investment. Bond lending and repos are considered as collateralised loans; the latter are much more significant than the former. Among repos, "genuine" repos are predominant.

4.8.10.3 Deviations from agreed definitions

None.

4.8.10.4 Gaps

None.

4.8.10.5 Intended harmonisation

No harmonisation is necessary.

4.8.10.6 Estimation methods

Trade credits and life insurance premia are partially estimated.

4.8.11 Reserve assets**4.8.11.1 Specific features of data collection**

Part of the general reporting system (see Sub-section 4.8.3.2).

4.8.11.2 Definition

Italy complies with the recommendations of the BPM5 and with the national definition of reserve assets approved by the Governing Council in March 1999.

The instrumental breakdown is available on a monthly basis; financial derivatives are recorded on a net basis. Reserve asset flows are derived from the change in end-of-month stocks data. Balances denominated in foreign currencies are expressed in the currency of denomination. Therefore, reserve assets are recorded at the market price at the time of the transaction and converted into euro at the relevant monthly average foreign exchange rate.

4.8.11.3 Deviations from agreed definitions

None.

4.8.11.4 Gaps

None.

4.8.11.5 Intended harmonisation

No harmonisation is necessary.

4.8.11.6 Estimation methods

No estimation is necessary.

4.8.12 International investment position**4.8.12.1 Specific features of data collection**

The collection system is based on monthly reporting of pure stocks for monetary authorities and for MFIs' assets and liabilities. For other sectors, stocks are calculated by cumulating flows to a benchmark, taking into account the change in valuation owing to exchange rates and market price movements. For portfolio investment assets, the benchmark is based on the 1997 IMF Co-ordinated Portfolio Survey, while the benchmark for other items is a 1988 survey (data on money market instruments which are not mandatory in the IMF survey are also provided). A pilot survey concerning direct investment was carried out in 1998 for 1997 assets and liabilities, and will replace the old benchmark after further controls. The UIC will conduct a survey of direct and portfolio stocks on a yearly basis. The survey will collect information on stocks and on reinvested earnings flows. Owing to the collection and calculation method, the nine-month timeliness poses no problem; the i.i.p. is also to be published on a quarterly basis and with a geographical allocation distinguishing between intra and extra euro area counterparts.

Close co-operation and integration with the Financial Account Unit guarantees that the coverage and concept of the financial accounts and the i.i.p. are in line with regard to the external position.

4.8.12.2 Definitions**4.8.12.2.1 General**

The definitions comply with the BPM5.

For direct investment, the directional principle is followed and reinvested earnings are included.

For portfolio investment, the valuation of the issuance of money market instruments is based on the discounted price.

Data for financial derivatives recorded on a gross basis are available; no valuation at market prices is available.

For monetary authorities, flows are derived from changes in stocks; the revaluation/devaluation of monetary gold adjustments are also available and exchange rate adjustments are calculated.

For MFIs, both stocks and flows data are available; prices, foreign exchange and other adjustments are derived.

For all other sectors, stocks data are based on the accumulation of flows.

Valuation is carried out on the basis of the market price for listed securities and on the basis of book value in all other cases.

4.8.12.22 Direct investment

The resident operator is asked to specify the percentage of equity capital held after the transaction. If the owned share is greater than 10%, then investment is treated as "direct". In this case, all the transactions between investor and enterprise are treated as direct investment, according to the directional principle. The non-equity-linked participations are also considered as direct investment. Reinvested earnings are included.

4.8.12.23 Portfolio investment

This includes equity securities, debt securities and money market instruments that are not included under direct investment and reserve assets. Money market instruments are evaluated at the discounted price.

4.8.12.24 Financial derivatives

The item complies both with the definition agreed upon at the 11th meeting of the IMF Committee on Balance of Payments Statistics

and with the ECB recommendations. Data on a gross basis are available. No valuation at market prices is carried out.

4.8.12.25 Other investment

This item covers all the assets/liabilities not recorded as direct investment, portfolio investment or reserve assets. The item includes trade credits, loans, and currency and deposits.

4.8.12.26 Reserve assets

This item complies with the national definition of reserve assets approved by the Governing Council in March 1999 and to be applied from 1999 onwards. Reserves include claims in foreign currencies on non-residents of the euro area, gold, SDRs and the IMF reserve position.

End-quarter and end-year stocks data on reserve assets are valued at the middle market prices prevailing at the end of the period. Gold is valued at the end-of-period market price (the fixing at 3 p.m., loco London). Conversion into euro is performed using the middle market exchange rates prevailing at the end of the period.

There are no reconciliation problems with regard to the stocks of reserves owing to revaluation practices. At present monthly flows of reserve assets are derived from changes in end-month stocks data (reported stocks data are calculated using a "flow-oriented" procedure). Quarterly revaluation time series are available. Moreover, balances denominated in foreign currencies are expressed in the currency of denomination. As a consequence, prices and foreign exchange rate adjustments can be calculated.

The criterion used by accountants for the valuation of gold stocks is different from that applied in the Italian b.o.p. In the case of the latter, monetary gold is revalued monthly, using the market price (fixing at 3.00 p.m., loco London).

4.8.12.3 Deviations from agreed definitions

None.

4.8.12.4 Gaps

None.

4.8.12.5 Intended harmonisation

No harmonisation is needed.

4.8.12.6 Estimation methods

No estimation is performed.

4.8.13 Administration

4.8.13.1 Titles of publications

Statistical Bulletins

“Banca d’Italia – Supplemento al Bollettino Statistico, Indicatori monetari e finanziari, Bilancia dei pagamenti”: Orange series – (monthly)

Ufficio italiano cambi – Statistical Bulletin (monthly)

Other publications

Banca d’Italia – Annual Report (end-May)

Banca d’Italia – Economic Bulletin (published twice a year: end-February and end-October)

Banca d’Italia – The Manual of Italy’s Balance of Payments: Statistical Sources and Compilation Methods – September 1996

4.8.13.2 Contributors

This country information was drafted by the ECB’s Balance of Payments Statistics and External Reserves Division and subsequently amended and agreed with Italy. Enquiries of a general nature should be addressed to the Press Division of the ECB. Enquiries specific to Italy should be addressed to:

Mr. Francesco Vincenzo Loi
Ufficio italiano dei cambi
Statistics Department
Via Quattro Fontane, 123
I - 00184 ROMA
Italy

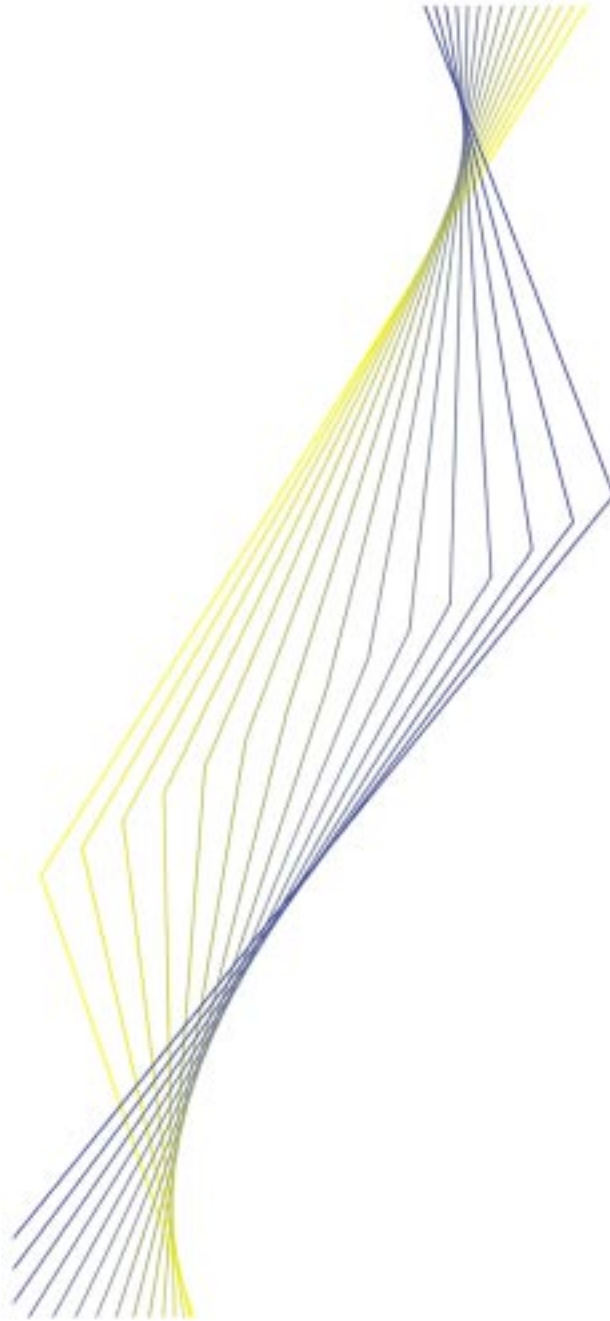
Tel.: (0039) 06 466 34 354
Fax: (0039) 06 466 34 629

Mr. L. Federico Signorini
Banca d’Italia
Research Department
Via Nazionale, 91
I - 00184 ROMA
Italy

Tel.: (0039) 06 479 23 713
Fax: (0039) 06 479 23 611



EUROPEAN CENTRAL BANK



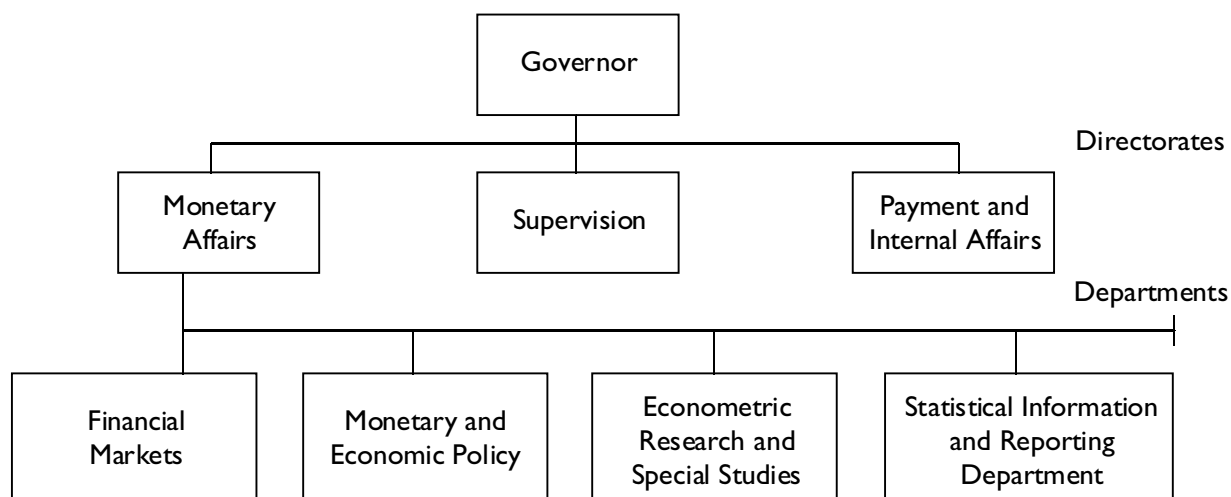
Netherlands

November 1999

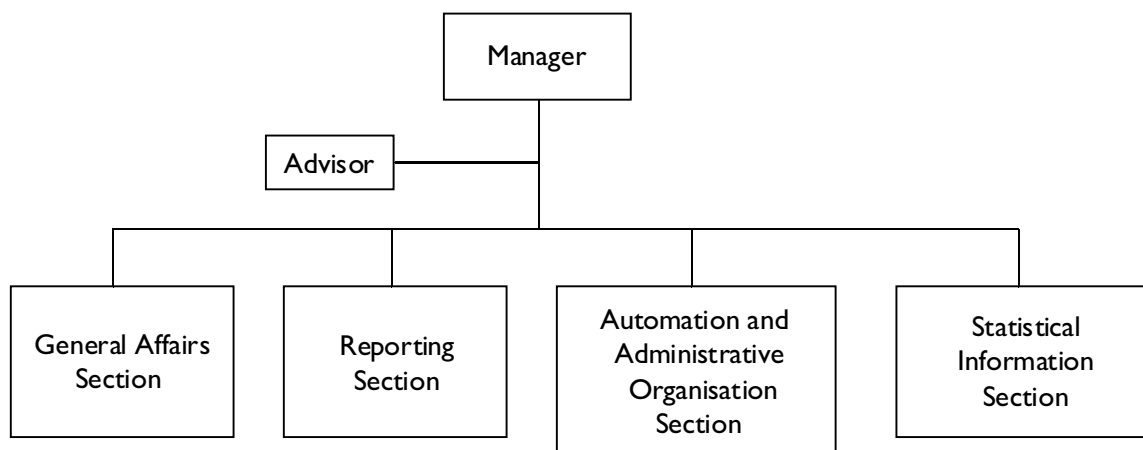
Netherlands

4.9.1 Organisational chart(s)

De Nederlandsche Bank



Statistical Information and Reporting Department



4.9.2 Institutional aspects

4.9.2.1 Introduction

The De Nederlandsche Bank has been responsible for compiling full balance of payments (b.o.p.) statistics since 1945. It compiled the first full b.o.p. for 1946.

4.9.2.2 Legislative provisions

Until 1981 the legal basis for the collection of b.o.p. data was the Foreign Exchange Decree of 1945, which established a general prohibition principle that required prior permission for all cross-border transactions. The exchange control regime gradually became more flexible, with a growing list of exceptions to the general prohibition against cross-border transactions. In principle, the External Financial Relations Act of 1981 permits all external transactions unless these are explicitly prohibited. The legislation imposed a general obligation on banks and non-banks to report their external positions and all transactions that are settled on the accounts held with/by non-residents. In return, full confidentiality is ensured. In 1994 the External Financial Relations Act was revised to enable the De Nederlandsche Bank to exchange confidential data with the ECB.

4.9.2.3 Internal organisation

All the statistical activities of the De Nederlandsche Bank are centralised in the Statistical Information and Reporting Department. The Statistical Information and Reporting Department consists of three sections – the Reporting Section, the Automation and Administrative Organisation Section and the Statistical Information Section – in addition to an auxiliary Secretariat Section. Around 70 of the 150 staff members are involved in the compilation of b.o.p. statistics.

The Reporting Section receives data from all reporting agents and gathers information from a

reporting population of approximately 2,000 companies. In addition, special financial institutions (SFIs) account for approximately 3,500 companies. Around 100 banks account for some 60-65% of the total turnover. If problems are detected in the data, the reporting institutions are contacted for clarification. Around 40 staff members in the Reporting Section work on b.o.p. issues.

The Automation and Administrative Organisation Section is responsible for processing and aggregating information via an elaborate system. The data are coded in-house, using a sophisticated, fully-automated process which searches for identifying character strings within the alphabetical descriptions of reported transactions. Approximately 200 codes are available for cash data and around 160 are available for transactions data. Approximately half of the section (15 staff members) deal with b.o.p. statistics.

The Statistical Information Section is responsible for the final compilation of the b.o.p. and deals with aggregated information, produces tables and graphs, analyses the plausibility of figures and is responsible for methodological issues. It is also responsible for maintaining contact with both internal and external end-users of information. It has around 40 staff members, 12 of whom are involved in b.o.p. statistics.

4.9.2.4 External co-operation

The De Nederlandsche Bank draws up the goods account in co-operation with Statistics Netherlands (CBS), which provides trade statistics (intra and extra-EU trade). Data provided by the CBS are adjusted for the c.i.f./f.o.b. margin and transformed into information on a transactions basis according to definitions set out in the 5th edition of the International Monetary Fund (IMF) Balance of Payments Manual (BPM5). When the Intra-Community Trade Statistical System (Intrastat) was introduced, the quality of trade statistics

diminished, thus causing integration problems. The CBS National Accounts Department makes substantial corrections to trade data, and the De Nederlandsche Bank takes over these corrections. The De Nederlandsche Bank provides the CBS with statistics on income, services and financial transactions needed for the compilation of the national accounts.

There are many platforms on which statistical issues are discussed with the CBS. As far as the b.o.p. is concerned, the De Nederlandsche Bank holds regular meetings with the CBS and the Central Planning Bureau or CPB (the part of the Ministry of Economic Affairs which deals with macroeconomic models). Issues such as data quality and coverage, volume and price indices, and the choice of solutions are covered. Frequent meetings are held with the CBS National Accounts Department to reconcile discrepancies in the current account between the national accounts and the b.o.p. Differences in numbers cannot be explained fully by differences in definitions, partly owing to the use of different sources, which are generally more detailed for the national accounts. Discussions are being held about the implementation of the BPM5 and the System of National Accounts (SNA) in the CBS goods and services groups, for example.

4.9.2.5 Users

Links with international organisations generally focus on the dissemination of Dutch b.o.p. data and methodological issues. The CPB generally uses national accounts data, although data from the De Nederlandsche Bank are also used in the short term and for forecasts. The b.o.p. is also used as input for the Rest of the World (ROW) account compiled by the CBS. Detailed b.o.p. data are obtained from the De Nederlandsche Bank, especially on a quarterly basis.

Data are supplied to international organisations, such as the ECB, the Statistical Office of the European Communities (Eurostat), the Organisation for Economic Co-operation and

Development (OECD), the IMF and the Bank for International Settlements (BIS), on a regular basis.

4.9.3 Statistical system

4.9.3.1 Type of collection system

The Dutch data collection system is a “closed settlement system”. All changes in the external accounts of individual banks or non-banks are explained by the full reporting of transactions (flows). The balance of the external accounts at the beginning of the period plus the transactions during the period equal the balance at the end of the period. The general reporting system is complemented by other sources: the CBS supplies trade statistics; and the Government reports on current and capital transfers.

4.9.3.2 Reporting agents

(i) *Banking sector*: the De Nederlandsche Bank is provided with self-balancing reports on *nostro* and *loro* accounts and on over-the-counter (OTC) transactions in foreign banknotes.

(ii) *The non-banking sector*: enterprises are required to provide self-balancing statements on accounts held with non-residents, including opening and closing positions, with a breakdown of movements showing total receipts and payments per type of transaction and country. The information reported includes bank accounts abroad, inter-company current accounts and participation in international clearing/netting systems. There is also an annual survey of foreign direct investment stocks covering approximately 80% of the total, and a full survey every two years. Settlements which do not involve actual payments are also reported. Enterprises include SFIs, mainly finance and holding companies, which are subject to special reporting requirements.

(iii) *Monetary authorities*: the De Nederlandsche Bank reports on reserve assets and other holdings as well as on transactions of its clients (which include government agencies).

(iv) *General government*: reports are provided on capital and current transfers (mainly EC and foreign aid).

(v) *Central Bureau of Statistics*: monthly trade figures are provided. These were originally based on customs information and, from 1993 onwards, figures for intra-EU trade are based on direct reporting by importing/exporting enterprises.

4.9.3.3 Thresholds

For banks, payments and receipts of domestic bank customers above a simplification threshold of NLG 25,000 (or EUR 12,500) are reported by the customers themselves (but are collected by the banking sector), stating the nature of the transactions. For transactions up to NLG 100,000 (EUR 50,000), banks report any information which is available without having to ask customers.

For non-banks, there is a monthly reporting obligation for enterprises (or groups of affiliated enterprises) reporting a monthly turnover on foreign accounts above NLG 5 million (EUR 2,268,900). Enterprises (or groups of affiliated enterprises) with a monthly turnover on foreign accounts below NLG 5 million are exempt from reporting.

4.9.3.4 Availability of data

A complete b.o.p. is available on a monthly basis, with a full geographical breakdown available after approximately six weeks on a cash basis and after approximately four months on a transactions basis. Before final data on a transactions basis are available, a set of data is compiled based on estimates and approximations from settlement data.

4.9.3.5 Timeliness

As far as banks are concerned, almost all are timely reporters. However, some minor banks

are not. Late reports are generally processed after one month. Non-banks are more likely to report late on their foreign or inter-company accounts, after one month. This implies that a monthly b.o.p. on a cash basis is produced after six weeks. Late reporting is generally processed by revising data for the month affected by the untimely report. There are many small companies which report late without this having a significant impact on figures.

4.9.3.6 Compilation frequency

The Dutch b.o.p. is compiled on a monthly basis.

4.9.3.7 Data controls

There are different levels of data controls which are linked to the level of aggregation of data. The Reporting Section conducts the first level of checks. The controls are performed at a micro-level of individual transactions and reporting institutions. An example of these could be checks on loans, to verify whether repayments eventually exceed the balances drawn, or checks conducted on direct investment figures; flows data have to be consistent with the annual survey on stocks. At the second level, controls on aggregate data are carried out by the Statistical Information Section. Unexpected results trigger an analysis of suspicious figures, usually uncovering errors at a lower level of aggregation. The De Nederlandsche Bank is also working on the implementation of a management information system for b.o.p. reporting, which is intended to determine whether or not companies have reported, and whether reported figures are in line with other available sources of published information (annual reports, press releases and other sources).

4.9.3.8 Revision policy

The b.o.p. data are revised and corrected as new information becomes available. This happens on an ongoing basis. The revisions and corrections

appear in the data only when the b.o.p. is compiled anew, which is done once a month. Most revisions and corrections are captured within a quarter and tend to tail off thereafter.

4.9.3.9 Publication

The titles of the publications produced by the De Nederlandsche Bank and the URLs of the internet Web sites on which data on b.o.p. statistics are published are listed in Sub-section 4.9.13.1. A release calendar is also available on the statistics Web site.

4.9.4 Monthly key items

4.9.4.1 Availability of monthly key items

The De Nederlandsche Bank provides monthly b.o.p. data for all the key items. A euro area/non-euro area breakdown is available as well as a split by Economic and Monetary Union (EMU) assets and EMU liabilities for portfolio investment. For financial derivatives, transactions are not separately collected for assets and liabilities. This figure is provided in net terms as an asset. Information on a cash basis is available within six weeks, whereas data on a transactions basis are available within approximately 15 weeks. A preliminary b.o.p. on a transactions basis is compiled after six weeks on the basis of estimations.

4.9.4.2 Estimation methods for monthly key items

Data for the monthly key items are estimated for trade in goods on a transactions basis, and estimation is used for reinvested earnings, based on direct investment, and for short-term trade credits.

4.9.4.2.1 For trade in goods

When trade data from CBS are not available within six weeks, an estimate is made by

extrapolating data from previous months, using growth rates calculated on the basis of information from the settlement system. The extrapolation is performed country-by-country so that an extra-EMU figure can be derived by aggregating the estimates for non-EMU countries. The geographical breakdown is based on that of the trade data of the previous year. Preliminary trade data on a transactions basis are usually available after 10 weeks. The data are then revised twice: after the end of the quarter and after the end of the year.

4.9.4.2.2 For investment income

Reinvested earnings, which are included both in the income account and in the financial account, are estimated for each current year as the average of reinvested profits over the previous five years. The figures are revised once the actual data on reinvested earnings have been collected through the survey on direct investment, which is conducted once a year.

4.9.4.2.3 For direct investment

See Sub-section 4.9.4.2.2.

4.9.4.2.4 For portfolio investment

No estimates are used.

4.9.4.2.5 For financial derivatives

No estimates are used.

4.9.4.2.6 For other investment

No data on short-term trade credits are collected through the settlement system. All data for this item are estimated. The estimates are made using an econometric model which relates the supply of short-term trade credit (on the assets side) to exports and the demand for short-term trade credit (on the liabilities

side) to imports. The model's results effectively mimic an inventory process, whereby trade credits supplied and demanded in a given month are compiled from trade credits from the same month plus a certain percentage of the trade credits from previous months. The percentage used declines for months further back, so as to take redemption into account.

4.9.5 Investment income

4.9.5.1 Specific features of data collection

4.9.5.1.1 General

The collection of data on investment income is part of the general reporting system (see Sub-section 4.9.3.2).

4.9.5.1.2 Income on direct investment

Data on reinvested earnings are collected through the annual survey on direct investment.

4.9.5.1.3 Income on portfolio investment

See Sub-section 4.9.5.1.1.

4.9.5.1.4 Income on other investment

See Sub-section 4.9.5.1.1.

4.9.5.2 Definitions

The De Nederlandsche Bank complies with the recommendations set out in the BPM5 and the harmonisation proposals made by the Working Group on Balance of Payments and External Reserves Statistics.

4.9.5.3 Deviations from agreed definitions

There are no serious deviations from agreed definitions.

4.9.5.4 Gaps

No data are collected for income on money market instruments (either paid or received) or for reinvested income from investments in foreign collective investment institutions. No data are available on income from trade credits, although the amounts involved are deemed to be relatively small.

4.9.5.5 Intended harmonisation

The De Nederlandsche Bank is planning to investigate the possibilities for estimating income from money market instruments on the basis of stocks data.

4.9.5.6 Estimation methods

Reinvested earnings from direct investment are estimated as the five-year moving average of reinvested earnings in the previous years. Income from bonds and notes is transformed into data according to the accruals principle, using seasonal adjustment.

4.9.6 Capital account

4.9.6.1 Specific features of data collection

Part of the general reporting system (see Sub-section 4.9.3.2). The distinction between current and capital transfers according to the BPM5 is problematic, since it requires information on the use of funds abroad which is generally not available. The De Nederlandsche Bank uses information from the European Commission (Eurostat) on European Commission accounts to provide a reasonable estimation of this distinction.

4.9.6.2 Definition

In principle, the De Nederlandsche Bank complies with the recommendations set out in

the BPM5 and the harmonisation proposals made by the Working Group on Balance of Payments and External Reserves Statistics.

4.9.6.3 Deviations from agreed definitions

The acquisition/disposal of non-produced non-financial assets item cannot be distinguished from the use of these assets and these are jointly included in the services account. All aid to developing countries is included in the b.o.p. under current transfers.

4.9.6.4 Gaps

Coverage is poor in the case of other sectors.

4.9.6.5 Intended harmonisation

No further harmonisation efforts are planned.

4.9.7 Direct investment

4.9.7.1 Specific features of data collection

The De Nederlandsche Bank collects data on inward and outward direct investment flows through the general reporting system which identifies them separately. Information is stored on participation in capital, equity-related investments, (inter-company) credit and changes in current accounts. A combination of partial biannual surveys (covering around 80% of the population) and complete annual surveys on foreign direct investment stocks ensures full annual coverage of direct investment stocks.

4.9.7.2 Definition

The De Nederlandsche Bank complies with the recommendations set out in the BPM5 and the harmonisation proposals made by the Working

Group on Balance of Payments and External Reserves Statistics.

4.9.7.3 Deviations from agreed definitions

The 10% rule is not strictly adhered to. In the Netherlands direct investment is assessed according to effective control. This treatment does not lead to significant deviations from the agreed concepts. If a large investment is found to bear the features of a direct investment, the investor will be consulted.

4.9.7.4 Gaps

Final data on reinvested earnings are available with an 18-month time lag. Preliminary data are available after around nine months, at which point a provisional international investment position (i.i.p.) is compiled.

4.9.7.5 Intended harmonisation

No further harmonisation efforts are planned.

4.9.7.6 Estimation methods

Reinvested earnings are estimated for the current year (see Sub-section 4.9.5.6).

4.9.8 Portfolio investment

4.9.8.1 Specific features of data collection

Part of the general reporting system (see Sub-section 4.9.3.2). A small number of banks report transactions (purchases/sales, emissions, redemption and income) by ISIN code.

4.9.8.2 Definition

In principle, the De Nederlandsche Bank complies with the recommendations set out in

the BPM5 and the harmonisation proposals made by the Working Group on Balance of Payments and External Reserves Statistics.

The geographical allocation criteria used are transactor/transactor for flows and debtor/creditor for stocks. For foreign securities, the distinction between securities issued by residents of the euro area and those issued by non-residents of the euro area was introduced at the start of 1999. Banks should – and to a large extent do – “look through” international clearing and security depository institutions such as Cedel and Euroclear. As regards the particular form of transactor principle applied, it is assumed that a broker becomes a temporary owner of the transacted security, and thus constitutes the counterparty. For secondary trade, the country where the transaction is effected – i.e. the country where the stock exchange is located – is regarded as the transactor.

4.9.8.3 Deviations from agreed definitions

There are no serious deviations. Banks provide data for each transaction separately, including own transactions and business on behalf of customers. The banks classify transactions by instrument themselves, unless they report by ISIN code. Much is left to the banks' own interpretation and guidance is needed for new instruments. In general, there is regular communication between reporting institutions and the De Nederlandsche Bank.

4.9.8.4 Gaps

In the settlement data, no sectoral breakdown is available for transactions on the assets side. This sectoral breakdown is derived from information from money and banking statistics and other sources.

4.9.8.5 Intended harmonisation

No further harmonisation efforts are planned.

4.9.8.6 Estimation methods

No estimations are used for portfolio investment, apart from the offsetting entry under bonds and notes for income on an accruals basis (see Sub-section 4.9.5.6).

4.9.9 Financial derivatives

4.9.9.1 Specific features of data collection

Part of the general reporting system (see Sub-section 4.9.3.2).

4.9.9.2 Definitions

As from July 1999 data will be reported by instrument: options (including warrants), futures (variation margins), outright forwards and foreign exchange swaps (forward legs only), forward rate agreements, interest rate swaps (only swaps where no principal is exchanged) and cross-currency interest rate swaps (including other swaps). For exchange traded derivatives, the geographical allocation is made according to the country where the exchange is based or, in the case of a contract traded on a Dutch exchange, the country of residency of the client. For OTC contracts, for which it is assumed that the resident party is always a bank (Monetary Financial Institution, or MFI), the country of the actual counterpart is used.

4.9.9.3 Deviations from agreed definitions

There are no serious deviations from the definitions given in the BPM5 or those agreed within the Working Group on Balance of Payments and External Reserve Statistics.

4.9.9.4 Gaps

The data from the settlement system do not currently include a breakdown by sector. This omission will be resolved upon the implementation

of the new reporting guidelines. Currently, only banks (MFIs) report on transactions in financial derivatives, both for their own accounts and for clients. Nevertheless, coverage is considered to be sufficiently high.

4.9.9.5 Intended harmonisation

Reporting agents have to implement the new guidelines for the reporting of financial derivatives at the start of July 1999.

4.9.9.6 Estimation methods

No estimations are used for financial derivatives.

4.9.10 Other investment

4.9.10.1 Specific features of data collection

Part of the general reporting system (see Sub-section 4.9.3.2).

4.9.10.2 Definition

In principle, the De Nederlandsche Bank complies with the recommendations set out in the BPM5 and the harmonisation proposals made by the Working Group on Balance of Payments and External Reserves Statistics.

4.9.10.3 Deviations from agreed definitions

There are no serious deviations from the definitions given in the BPM5 or those agreed in the Working Group on Balance of Payments and External Reserves Statistics.

4.9.10.4 Gaps

No data are available from the settlement system on short-term trade credits. Both assets

and liabilities are estimated (see Sub-section 4.9.4.2).

4.9.10.5 Intended harmonisation

No further harmonisation efforts are planned.

4.9.10.6 Estimation methods

Transactions are estimated for short-term trade credits (see Sub-section 4.9.4.2).

4.9.11 Reserve assets

4.9.11.1 Specific features of data collection

Part of the general reporting system (see Sub-section 4.9.3.2).

4.9.11.2 Definition

Since January 1999 the Eurosystem's definition of reserve assets has been applied.

4.9.11.3 Deviations from agreed definitions

There are no deviations from the Eurosystem's definition.

4.9.11.4 Gaps

None.

4.9.11.5 Intended harmonisation

No further harmonisation efforts are planned.

4.9.12 International investment position

4.9.12.1 Specific features of data collection

Data on pure stocks are collected through surveys of direct investment and portfolio investment. Data on stocks of other investment are collected through the settlement system. Data on reserve assets are collected from administrative sources at the De Nederlandsche Bank.

For the annual direct investment survey, all companies that have been identified as being involved in a direct investment relationship on the basis of information from the settlement system are asked to complete a separate form for each relationship. The form is limited to questions on stocks and changes in stocks of equity, such as retained/reinvested earnings. Data on stocks of loans and other forms of investment capital are collected through the settlement system. For each relationship, the actual direct investor and the direct investment enterprise are identified individually, along with their residency, thereby enabling assets and liabilities to be reclassified in order to comply with the directional principle.

Data on portfolio investment assets and liabilities are collected through an annual survey of Dutch custodians. This data is supplemented with information on Dutch securities registered with foreign depositories (such as American Depository Receipts) and on Dutch holdings of foreign securities held with non-resident custodians.

4.9.12.2 Definitions

4.9.12.2.1 General

In principle, all data comply with the definitions set out in the BPM5 and those agreed by the Working Group on Balance of Payments and External Reserves Statistics. All positions are

valued at end-of-year market prices and exchange rates, except for direct investment, which includes book values if no market values are available.

4.9.12.2.2 Direct investment

The 10% rule is not strictly applied, although – in practice – quantitative differences are negligible (see Sub-section 4.9.7.3).

4.9.12.2.3 Portfolio investment

In principle, all data comply with the definitions set out in the BPM5 and those agreed by the Working Group on Balance of Payments and External Reserves Statistics.

4.9.12.2.4 Financial derivatives

The De Nederlandsche Bank will collect positions on financial derivatives for end-1999 for the first time. In the collection of positions, the same breakdown by instrument and geographical attribution is to be used as for the collection of transactions. No data on positions will be collected for exchange traded futures, as all positions are assumed to revert to zero owing to the practice of daily marking-to-market. All OTC positions are assumed to be on the books of banks (MFIs).

4.9.12.2.5 Other investment

In principle, all data comply with the definitions set out in the BPM5 and those agreed by the Working Group on Balance of Payments and External Reserves Statistics.

4.9.12.2.6 Reserve assets

As agreed by the Working Group on Balance of Payments and External Reserves Statistics, the Eurosystem's definition of reserve assets will be

applied for the first time in the i.i.p. for end-1998.

4.9.12.2.7 Deviations from agreed definitions

There are no serious deviations from agreed definitions.

4.9.12.3 Gaps

No data on direct investment stocks from SFIs are included. Survey data on direct investment are finalised after 12 to 15 months. The data on direct investment included in the i.i.p., which is compiled nine months after the end of the year, are therefore provisional.

Data on stocks of money market instruments are compiled from a combination of pure stocks data (for MFIs) and data on transactions (for other sectors). The annual survey of custodians includes pure stocks for all sectors for data from end-1998 onwards.

4.9.12.4 Intended harmonisation

A separate survey is currently being set up for data on reserve assets, through which information will be collected for the reserve assets item of the i.i.p., for monthly reserve assets data for the IMF/ECB (Table O1R), in accordance with both the Eurosystem's definition, and for the IMF/BIS template on international liquidity.

4.9.12.5 Estimation methods

As final data for direct investment stocks become available only after 12 to 15 months, preliminary totals are estimated by country and sector, based on the survey results that have been received at a certain time, for the compilation of the i.i.p. after nine months.

Stocks of short-term trade credits are estimated (see Sub-section 4.9.4.2).

4.9.13 Administration

4.9.13.1 Titles of publications

Statistical Bulletins

Statistical Bulletin

Annual Report

Additional articles in Quarterly Bulletins:

"Adjustment of the presentation of the Dutch balance of payments", Quarterly Bulletin, June 1994

"The Dutch balance of payments according to new international guidelines", produced by H. Lub, J. M. Thoolen and F. E. M. Ouddeken (Quarterly Bulletin, June 1996)

Other

"The Balance of Payments", a booklet from the "blue information series", DNB, 1997 (fourth edition)

"The Netherlands international direct investment position", De Nederlandsche Bank, Monetary Monographs No. 7, 1987

"Methodology of the balance of payments in the Netherlands" – forthcoming.

Internet:

General Web site of De Nederlandsche Bank:
<http://www.dnb.nl/>

Statistics Web site:
<http://www.statistics.dnb.nl/>

4.9.13.2 Contributors

This country information was drafted by the Balance of Payments Statistics and External Reserves Division of the ECB and subsequently amended and agreed with the Netherlands. Enquiries of a general nature should be addressed to the Press Division of the ECB. Enquiries specific to the Netherlands should be addressed to:

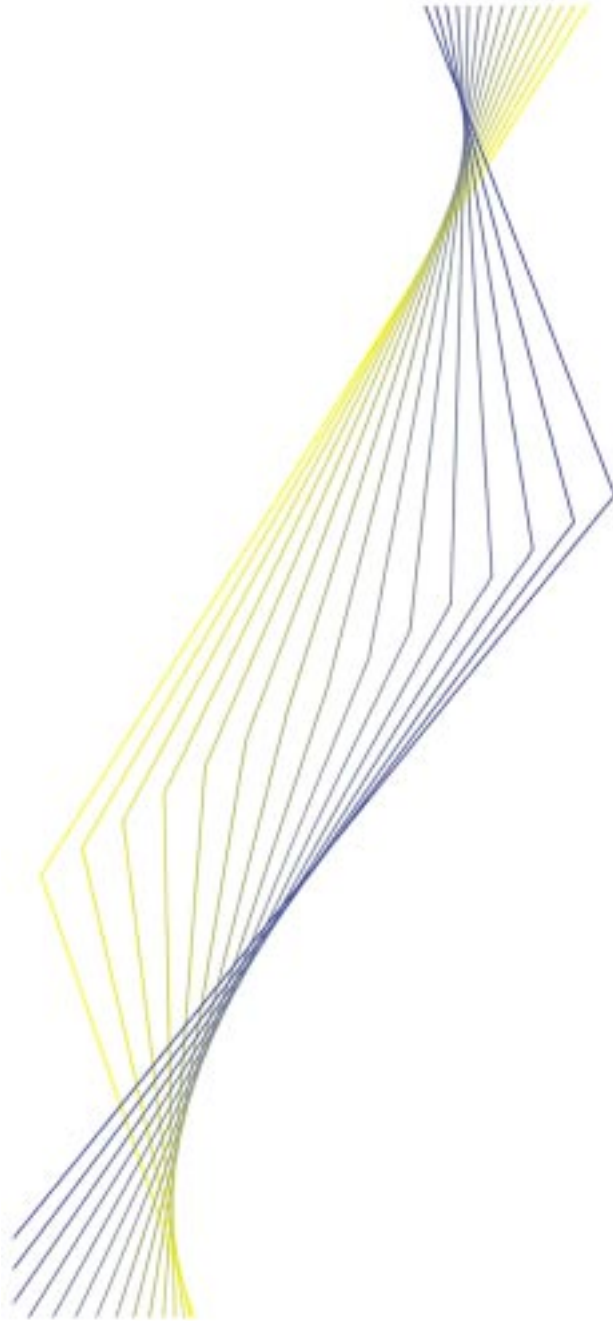
Netherlands

Mr. Raymond F. D. D. Chaudron
De Nederlandsche Bank
Statistical Information and Reporting
Department
Westeinde 1
NL - 1017 ZN AMSTERDAM
Netherlands

E-mail: sir.si.bb@dnb.nl
Tel.: (0031) 20 524 1924
Fax: (0031) 20 524 2512



EUROPEAN CENTRAL BANK




Austria

November 1999

Austria

4.10.1. Organisational chart(s)

Oesterreichische Nationalbank



4.10.2 Institutional aspects

4.10.2.1 Introduction

The Oesterreichische Nationalbank (OeNB) is responsible for producing the following macroeconomic statistics: monetary, balance of payments (b.o.p.), international investment position (i.i.p.) and financial account statistics.

The OeNB has been responsible for compiling the Austrian b.o.p. statistics since 1946. The system for collecting and compiling the statistics has altered over time to reflect the dramatic development of the international integration of the Austrian economy over the past three decades and the liberalisation process which took place during the 1980s. The exchange controls in Austria were totally abolished on 4 November 1991 and resulted in a completely revised data collection and compilation system with effect from November 1991. First figures from the new system were published for January 1992.

In order to adapt to recommendations laid down in the 5th edition of the IMF Balance of Payments Manual (BPM5) and to meet the additional requirements deriving from Austria's obligations to the European Commission (Eurostat) and to the ECB in the field of b.o.p. statistics, a major restructuring of the internal compilation system took place between 1996 and 1998. This was carried out without significant changes to the established data collection system and without imposing any additional burden on the reporting agents.

Since the impact of external transactions on the Austrian economy is considerable, monthly b.o.p. statistics are seen as an essential ingredient in monetary, exchange rate and general economic policy. In order to improve the analytical value of these statistics, as well as to meet international standards, such as those established by the International Monetary Fund (IMF), several conceptual and presentational changes were introduced. The system in place before the major statistical revision in 1991 had

been implemented in 1974. In 1978 the definition of external reserves was brought into line with the IMF standards. In 1982 the coverage of the current account was extended in the sense that the difference between trade figures and payments for goods was included in the current account and excluded from errors and omissions.

The following chapters reflect the status of the collection and compilation of b.o.p. statistics in Austria in January 1998 (reporting period). The implementation of data requirements outlined in the EMI document entitled "Statistical requirements for Stage Three of Monetary Union – Implementation package", as well as data requirements laid down in the BPM5 and the ESA 95, had been completed by this date.

4.10.2.2 Legislative provisions

Resident banks and non-banks are obliged to report all international transactions undertaken to the OeNB under the Foreign Exchange Act (Section 20 *Devisengesetz*, BGBl No. 162/1946) and later revisions (*Novelle zum Devisengesetz 1/92* Section 20,3); reporting requirements are published in so-called Official Announcements (*Kundmachungen*). Data reported by Austrian residents are only used for statistical purposes. A strict confidentiality regime is applied.

4.10.2.3 Internal organisation

The OeNB has a separate Statistical Department. The production of basic statistical information (primary statistics) is concentrated in two divisions within this department, namely the Banking Statistics and Minimum Reserve Division and the Balance of Payments Division.

The Banking Statistics and Minimum Reserve Division is in charge of the compilation, publication and observation of banking statistics, statistics concerning investment institutions, and interest rate statistics as well as the BIS Banking Statistics. The Balance of Payments Division is

responsible for the compilation, publication and analysis of data on Austria's external economic relations, namely its b.o.p., i.i.p., portfolio investment (flows and stocks) and direct investment (flows and stocks). The compilation and publication of financial accounts statistics are carried out by the Economic Analysis Division in co-operation with the Accounting Department and the Statistics Department.

The Balance of Payments Division of the OeNB comprises 39 staff members at present. B.o.p. and i.i.p. statistics are compiled and published by a unit composed of 11 members. The group is supported by a data collection unit responsible for reports received from banks and non-banks (17 members). The Head of the Division has one deputy and is advised directly by the Macroanalysis and Quality Control Unit, which is composed of six members. Administrative duties are carried out by three staff members.

The Balance of Payments and IIP Statistics Unit is responsible for both the compilation, following international guidelines, and the analysis of the following statistics: b.o.p., i.i.p., direct investment survey as well as the portfolio investment position. The group also prepares figures for national and international reports.

The Data Collection Unit is responsible for the availability of reports by banks and non-banks within the time and in the format requested. The group also prepares guidelines for the reporting agents and runs the master file of the securities database (individual securities according to ISIN codes).

The Macroanalysis and Quality Control Unit is responsible for the current quality control of the reporting system, including the preparation of estimation methods and contact with the Data Processing Development Division. In addition, this group carries out the macroeconomic analysis of the b.o.p. and i.i.p. figures, i.e. the relationship between the b.o.p., the i.i.p. and the financial accounts.

4.10.2.4 External co-operation

For the compilation of b.o.p. statistics, the OeNB co-operates with other statistical authorities in Austria, but retains overall responsibility for their production. The OeNB and the Austrian Central Statistical Office (*Oesterreichisches Statistisches Zentralamt*, CSO) liaise to compile data for the current account and, in particular, data relating to trade in goods items. The official foreign trade statistics collected by the CSO have always been used in the b.o.p., as well as in the national accounts. Several external sources are used for the compilation of the Austrian b.o.p. In this context, as well as in their capacity as users, the OeNB co-operates closely with Austrian economic research institutes and with the Austrian Government. National accounts statistics are compiled by the Austrian CSO. In this context, current account data of the OeNB are used for the calculation of the gross domestic product (GDP). An ongoing evaluation of the respective methods and figures is carried out by the OeNB and the CSO. The aim is to achieve consistency between the Rest of the World sector and the corresponding b.o.p. data.

Outside Austria the Balance of Payments Division maintains close contact with other central banks which involves, inter alia, the exchange of data. Naturally, contacts with the ECB have been of particular importance in this context since the start of Stage Three of Economic and Monetary Union (EMU), given that the Balance of Payments Division has to fulfil reporting obligations vis-à-vis the ECB. The OeNB has also developed close contacts to eastern European Countries. Among various other forms of (bilateral) support, various activities are undertaken for the Joint Vienna Institute, which was established by five international organisations (the BIS, the EBRD, the IBRD, the IMF and the OECD).

4.10.2.5 Users

B.o.p., i.i.p. and special direct investment data are sent to the following international organisations:

the European Commission (Eurostat), the ECB, the IMF and the OECD. Data relating to international banking statistics are sent to the BIS.

4.10.3 Statistical system

4.10.3.1 Type of collection system

The current b.o.p. system, which was introduced in 1991, is a "closed system" which is self-balancing for the banking sector as well as for the non-banking sector. Reports received from the banking sector comprise accounts held abroad by domestic banks and accounts held with domestic banks by foreign banks and non-banks. The reports of non-banks comprise accounts held abroad, inter-company working balances and clearing accounts. The system is based on the continuous monitoring of foreign payments.

The reports of banks and non-banks basically consist of stocks at the beginning of the period, stocks at the end of the period and a complete and detailed classification of all credit and debit transactions that led to the change of the stocks. The classifications of transactions often contain detailed information such as the Austrian and/or foreign counterpart, the security concerned, the transaction country, etc. These reports have to be produced for every combination of currency, country and type of accounts relevant to the b.o.p. (short/long-term, deposits/loans, assets/liabilities, etc.). The stocks data are used for the compilation of the i.i.p. (mainly other investment) and the transactions are incorporated into all areas of the b.o.p. Some transactions that are not considered relevant for the b.o.p. are also included in the i.i.p. as price or other adjustments.

Information taken from a comprehensive company database is automatically used to make correct sectoral allocations of reported transactions, particularly in the area of income, transfers, direct and other investment.

In addition, stocks data on portfolio investment are collected from banks and non-banks for a

comprehensive securities database. The securities stocks data are used in combination with the securities database to make accrual calculations for the flows statistics (portfolio investment income and offsetting entries in financial account) and to check and, if necessary, correct the securities transactions included in the above-mentioned stocks and transaction reports. This reconciliation of flows and stocks may also lead to a correction of stocks data. Information from the securities database is also used to derive automatically a correct geographical, instrumental and sectoral allocation for the securities transactions and stocks. Additional details of this system are given in Sub-section 4.10.8.

Annual surveys are conducted in the area of direct investment stocks. Apart from its incorporation into the i.i.p., the information is also used to check information on direct investment transactions. Data on direct investment relations between Austrian and foreign companies derived from the surveys are used to identify automatically flows and stocks of direct investment loans and flows of direct investment income reported elsewhere. The survey data are also used to estimate reinvested earnings in combination with general economic indicators and expectations. In the area of direct investment it is also common practice to use information from various news sources to anticipate and identify direct investment transactions.

Annual and quarterly surveys of trade credits are incorporated both in b.o.p. and in i.i.p. statistics.

For the current account, commodity trade figures are based on the official foreign trade statistics; however, settlement data are an important and timely source of information, especially for preliminary data on trade in goods items. These settlement data are used for the monthly b.o.p., while the commodity trade figures are incorporated into quarterly and annual statistics.

For the travel item in the services item of the current account, two external sources are used in addition to the data taken from the general reporting system. A private institute is conducting an annual survey on behalf of the OeNB to gather data on the travel expenditure of Austrians abroad. The results are mainly used to improve the geographical allocation of the debit side of the travel item, to determine the amount of goods bought by travellers abroad and to determine the purposes of their visits. Austria is also exchanging data with several OECD countries in the area of foreign currency exchanges of tourists.

4.10.3.2 Reporting agents

(i) The *banking sector*: the following entities are included in the reporting obligations for the banking sector: credit institutions, building and loan associations (*Bausparkassen*), enterprises which carry out factoring business and all enterprises undertaking business similar to “banking”. According to the Foreign Exchange Act (*Kundmachung* DL 1-3/91, 2/93, 1/96), banks are required to report (on a daily/monthly basis) all transactions carried out via the domestic banking system, including transactions on behalf of their customers. More specifically, they report the following:

- all settlements carried out through the accounts of domestic banks held abroad and through the accounts of foreign banks and non-banks held by domestic banks as well as the beginning and end-of-month stocks of these accounts (*Devisentableaumeldung*);
- all sales/purchases and (beginning/end-of-month) stocks of foreign currency transactions (*Valutentableaumeldung*, over-the-counter or OTC money); and
- monthly stocks of securities, as defined in the BPM5, which banks acting as primary custodians hold for their own account or on behalf of their resident and non-resident customers (*Wertpapierstandmeldung*).

In addition, banks (acting as a direct investor

and/or as a direct investment company) are requested to respond to an annual survey concerning direct investment if the value of the nominal capital of the direct investment exceeds the threshold of ATS 1 million or 10% of overall nominal capital.

(ii) The *non-banking sector* (enterprises and households not included in sub-paragraph (i) above): according to the Foreign Exchange Act (*Kundmachung* DL 1-3/91, 2/93, 1/96), non-banks are required to report all settlements and stocks on accounts held by banks abroad on a monthly basis if the annual volume of transactions exceeds a certain threshold (*Auslandskontenmeldung*). Stocks of fixed-term assets and stocks of securities held by banks abroad have to be reported by non-banks on a yearly basis.

Non-banking private companies and private households (acting as a direct investor and/or as a direct investment company) are requested to respond to an annual survey concerning direct investment if the value of the nominal capital of the direct investment exceeds the threshold of ATS 1 million or 10% of overall nominal capital. In addition, companies have to submit quarterly and annual surveys (covering a selected sample and a full range, respectively) on trade credits.

(iii) *General government*: public authorities report all transactions of relevance to the b.o.p. to the OeNB. In addition, some data which are used for checking purposes are received from the Federal Ministry of Finance (particularly concerning the area of current and capital payments of the public sector vis-à-vis EU institutions).

(iv) *Monetary authority*: the OeNB reports on the external monetary position and monthly flows and stocks in the same way as the banking sector. Special quarterly reports on stocks and flows are also compiled by the Accounting Department of the OeNB for b.o.p. purposes. These reports are mainly used to check monthly flows, to obtain data on an accruals basis and to calculate reserve assets for the i.i.p.

4.10.3.3 Thresholds

No exemption threshold exists for the banking sector. However, a simplification threshold exists for all transactions below EUR 5,500. These transactions are reported with a special code and the b.o.p. classification is carried out by means of estimations. This estimated item allocation of payments below the threshold concerns almost all areas of the b.o.p. and is not separately listed under estimation methods in the following sections. The contributions of these estimations to the various items are usually insignificant.

The present threshold for reporting by the non-banking sector is EUR 2,500,000, based on the annual turnover in cross-border transactions. Below this threshold a simplified annual report is required; these transactions include inter-company working balances and clearing accounts. In addition, non-banks have to report merchanting transactions on if an individual transaction exceeds the threshold of EUR 5,500.

Above the threshold of EUR 75,000, fixed-term assets and portfolio investment stocks held abroad require annual reports.

4.10.3.4 Availability of data

The b.o.p. is available monthly on a cash basis with a limited breakdown according to key items and quarterly on a transaction basis with more details for individual items as well as for partner countries. Data for trade in goods items are currently only available after a long delay, owing to problems concerning the collection of intra-EU trade figures via the Intra-Community Trade Statistical System (Intrastat).

4.10.3.5 Timeliness

The OeNB compiles monthly b.o.p. data within six weeks of the end of the reporting period. At the same time, a country-by-country

geographical breakdown is produced internally. However, the timeliness of complete b.o.p. data largely depends on the availability of data for trade in goods, which are provided by the Austrian CSO.

4.10.3.6 Compilation frequency

The Austrian b.o.p. is compiled on a monthly basis.

4.10.3.7 Data controls

Formal data controls are carried out once data have been received from reporting agents. These checking procedures for individual reports include controls concerning completeness and the elimination of double reporting. Mistakes are corrected by transmitting queries to the reporting agents. Once the checks have been completed a first aggregation of the data is undertaken for both flows and stocks.

This first aggregation leads to the data being broken down geographically and by currency and for each reporting agent, as well as by the type of report, and results in up to 200,000 separate data fields existing simultaneously at this level of aggregation. At this stage the regional and currency classification scheme is transformed into building blocks for b.o.p. statistics and the i.i.p. The building blocks for the b.o.p. contain up to 400 information fields, the regional building blocks from 5,000 to 10,000 and the currency building blocks from 4,000 to 8,000. Plausibility checks and data content checks are carried out at this stage of the compilation process. Among the other methods applied, the development of different items which are economically linked to one another is compared (ratio analysis). In addition, significant transactions are checked on an individual basis. Comparisons with previous periods are used to assess plausibility. Again, reporting agents are asked for clarification in the event of discrepancies being detected.

Once both formal and plausibility controls have been completed, a first “round up” of preliminary results is made for the reference period. Any discrepancies detected at a later stage are only included in the revision process (see Sub-section 4.10.3.8). After three years, individual reports are destroyed for reasons of confidentiality.

4.10.3.8 Revision policy

Regular revisions as of the reporting period January 1998:

Monthly (b.o.p.) data on a cash basis are produced and published without subsequent revision. The monthly key items data are used mainly as a source of quickly available information which is aimed at providing a rough assessment of trends based on the accumulation of monthly data actually given. This type of data is not usually subject to major corrections. More detailed information on a transactions or an accruals basis is only incorporated in the quarterly and annual data. Consequently, the data for the three months do not add up to the quarterly data. Quarterly and annual data are published with a time-lag of three months in a “provisional” version.

Quarterly data are usually revised when data for another quarter from the same reference year is published. This means that, for example, the publication of the data for the fourth quarter of a reference year coincides with a revision of the data for the first three quarters. These revisions of quarterly and annual data are completed in June (T + 6 calendar months) of the following calendar year. At this point in time the latest available figures or estimates on reinvested earnings, trade credits and all other revisions that might have occurred for the reference year are incorporated. Then the data for the reference year have the status of revised figures and are not changed for the following 12 months. The last revision of quarterly and annual data is completed 18 calendar months after the end of the reference year. Then the data have the status of final figures. The main reasons for

the revisions are updates of figures concerning trade credits and direct investment based on information from the latest available surveys.

More frequent revisions of historical data:

New requirements, changes of the underlying b.o.p. concepts or general improvements in the reporting and compilation system lead to more frequent revisions of historical data. The length of the revision period may vary depending on the circumstances.

4.10.3.9 Publication

The OeNB publishes monthly b.o.p. data on a cash basis as well as revised quarterly and annual data on a transactions basis, including trade figures and investment income on an accruals basis.

The titles of the publications produced by the OeNB on b.o.p. statistics are listed in Sub-section 4.10.13.1.

The main user of b.o.p. and i.i.p. data within the OeNB is the Economic Analyses Division, which uses them for the purpose of general economic analyses and for the compilation of financial accounts.

In Austria b.o.p. and i.i.p. data are mainly relevant for the following institutions with which the OeNB exchanges data on a regular basis:

- the Austrian Central Statistical Office (CSO) for the purpose of the System of National Accounts;
- government ministries and other government institutions;
- the Chamber of Commerce, Chamber of Labour and similar official institutions that play a major role in Austria’s social and economic system; and
- private research institutes (i.e. WIFO and IHS) for analysis and forecasting purposes.

The data sent to the WIFO are included in a database maintained by this research institute which is publicly accessible and which is seen as

an important source of economic information within Austria.

Apart from those main clients, data are delivered upon request and/or on a regular basis to students, private companies and commercial banks. The latter mainly use the data for the purpose of drafting brochures for promoting Austrian bonds.

The main clients abroad are the ECB, the European Commission (Eurostat), the IMF, the OECD and the BIS. Of particular importance are the time series for Austria published on the BIS database.

Statistical data from the OeNB are available on the Internet at the following address: <http://www.oenb.co.at>. This OeNB homepage includes all the b.o.p. and i.i.p. data that are published in the monthly statistical bulletin and additional b.o.p. data, in particular data concerning the current account, travel and direct investment. Press releases from the Balance of Payments Division are also available on the Internet.

Since the OeNB has committed itself to following the rules of the Special Data Dissemination Standards (SDDS), release dates are published in advance.

4.10.4 Monthly key items

4.10.4.1 Availability of monthly key items

In January 1998 (reporting date) the OeNB started to provide the EMI/ECB with aggregated b.o.p. data according to the monthly key items defined by the EMI document entitled "Statistical requirements for Stage Three of Monetary Union – Implementation Package". National monthly data are published six weeks after the reference period. Since the most serious timeliness problems relate to trade in goods statistics, current account data are available on a settlement basis. Data for trade credits are not available on a monthly basis, but are available on a quarterly basis.

The OeNB has decided to reduce the number of items in the breakdown of the monthly b.o.p. due to the timeliness of six weeks which is required by the Implementation Package. Therefore, the checking procedures will be reduced for monthly data but will be expanded for quarterly revised data. The OeNB compiles a country-by-country geographical breakdown with the same timeliness as the aggregate figures, which is integrated into the overall data processing work. The OeNB is in a position to provide a euro area/non-euro area split for current account data and to prepare an assets/liabilities euro area/non-euro area breakdown for Stage Three of EMU.

4.10.4.2 Estimation methods for monthly key items

4.10.4.2.1 For trade in goods

Since the official trade statistics of the Austrian CSO are not available within 30 working days, as required, the OeNB is using settlement data for exports and imports derived from its general reporting system. These data are not entirely comparable with official trade statistics. Among other things, the settlement data include services components which cannot be separated from the commodities component.

Settlement figures are always available on time owing to the nature of the general b.o.p. reporting system and no further estimates have to be made to calculate trade in goods figures at the national level. The geographical breakdown, however, is estimated on the basis of the latest available trade statistics for former comparable periods (mainly the same quarter of the previous year). This geographical estimation is carried out according to the consignment principle and delivers data on a country-by-country basis. As far as trade statistics are used, the data apply the "special trade" concept.

The monthly trade in goods data (and the quarterly and annual data) are not seasonally adjusted. Owing to the preliminary nature of

the settlement data, c.i.f. to f.o.b. adjustments are not carried out either.

As is the case for all the monthly key items, monthly trade in goods figures are not revised. All additional information, including the trade statistics of the CSO for the reference periods, is only incorporated into the quarterly data.

Data on trade in goods on a monthly basis, according to the definition given above (on a settlement basis), are available from the reference period January 1992 onwards and have been published by the OeNB since the beginning of 1998.

4.10.4.2.2 For investment income

On a monthly basis, investment income is primarily calculated on a cash basis, with the exception of direct investment income. In accordance with the requirements of the Implementation Package, reinvested earnings are included for the monthly data sent to the ECB. This does not apply to the corresponding monthly data published in Austria. The Balance of Payments Division is of the opinion that monthly data should represent pure cash data and that the inclusion of reinvested earnings leads to a bias in the data.

The flows are settlement data taken from the general reporting system, which also provides a country-by-country geographical breakdown for all components. These data are always available on time.

For portfolio investment income, the monthly flows represent actual interest payments recorded in the reference period. No estimations are necessary for this area. A geographical allocation (country-by-country) according to the issuer principle (actual counterpart) is automatically derived on the credit side of portfolio investment income by using a comprehensive securities database. All securities transactions are reported with the ISIN number of the respective security. If a

security does not have an ISIN number, the reporting agent can use an “internal” number and give additional details on the security (type of security, quotation, interest rate, etc.) in a special report. The connection with the securities database and a companies database delivers the country of the issuer of the security for the reported credit transaction. On the debit side the country of settlement is used for the geographical allocation of portfolio investment transactions. Essentially, the same geographical allocation methods are used for portfolio investment income on a quarterly and annual basis, although the data are calculated on an accruals basis for quarters and years.

Direct investment income is calculated according to the accruals principle since it includes estimates of reinvested earnings. These estimates are derived from the annual surveys of direct investment (mainly balance sheet data of direct investment companies), from flows (dividend payments) taken from the settlement system and from the latest available information concerning general economic indicators and profit and business expectations of enterprises. The estimates include a country-by-country geographical breakdown. The same data are also used for quarterly direct investment income.

The monthly investment income data can be broken down into the same sub-components as the corresponding quarterly data. Portfolio investment income and offsetting entries in the financial account on an accruals basis are basically calculated on a monthly basis. However, this is only done in the course of the compilation of quarterly data and the final result is only available as a quarterly figure.

4.10.4.2.3 For direct investment

The offsetting entries for the estimates of reinvested earnings (see investment income above) are included.

4.10.4.2.4 For portfolio investment

Data for portfolio investment are settlement data collected on a security-by-security basis in the context of the general reporting system. No other statistics are used to compile the data. The geographical allocation by issuer on the assets side is derived in the same way as for portfolio investment income credits (see investment income above). On the liabilities side, the country of settlement is available as a geographical allocation.

4.10.4.2.5 For financial derivatives

No estimation methods for monthly data.

4.10.4.2.6 For other investment

Trade credits are not included in the monthly key items, because only quarterly information is available.

There are no further estimation methods or other specific features for the remaining items of the monthly key items.

4.10.5 Investment income

4.10.5.1 Specific features of data collection

4.10.5.1.1 General

All the data used for investment income are essentially part of the general reporting system (see Sub-sections 4.10.3.1 and 4.10.3.2). In order to obtain data on an accruals basis and with the desired geographical allocation, several special features have been implemented for direct investment income and portfolio investment income.

Concerning the estimation of reinvested earnings for direct investment income and the geographical allocation of portfolio investment income (i.e. actual counterpart for credits and country of settlement for debits), all the

descriptions given for monthly key items in Sub-section 4.10.4.2 also hold true for quarterly and annual data.

4.10.5.1.2 Income on direct investment

See Sub-section 4.10.5.1.1.

4.10.5.1.3 Income on portfolio investment

Portfolio investment income on an accruals basis is calculated on a security-by-security basis using the monthly security stocks reports and a securities database which includes all the relevant information, such as exchange rates of currencies, issuers, quotations, maturities, nominal values, outstanding amounts, interest rates and classification of the securities. Issuance and redemption prices are considered in the accruals calculation in order to also treat zero bonds and deep discounted papers correctly. The accruals calculation is based on monthly data, but the results are only available on an aggregated level and suitable for publication for quarterly data, which is always summed up to produce the corresponding annual data. The result of the accruals calculation cannot be considered an estimated value, since it is based on in-depth calculations and reported data. Revisions only occur when the underlying stocks and securities data are revised or updated. For more information on the use of the securities database, please refer to Sub-section 4.10.8.1.

A sectoral breakdown for the offsetting entries of accruals in portfolio investment (financial account) is derived from a companies database which includes information about the sector of the issuer of a security. This information is automatically processed in the security-by-security collection and calculation.

4.10.5.1.4 Income on other investment

See Sub-section 4.10.5.1.1.

4.10.5.2 Definitions

In principle, the OeNB intends to follow the recommendations of the BPM5 and the harmonisation proposals agreed upon by the ECB's Working Group on Balance of Payments and External Reserves (the former Task Force on Financial Flows and Stocks Statistics).

The following geographical allocation principles are used in the area of investment income:

- actual counterpart for portfolio investment credits and for direct investment credits and debits;
- country of settlement for portfolio investment debits and for other investment credits and debits.

A complete geographical breakdown (country-by-country) is achieved by using these principles both for monthly and for quarterly data.

The accruals principle for portfolio investment income has only been applied to quarterly and annual data from the first quarter of 1997 onwards. Income on equity is derived from the general reporting system and does not need any further special processing. It also includes cash income on investment in collective investment institutions (CIIs). Income on bonds and notes and on money market instruments is calculated, entirely on an accruals basis, from stocks (see Sub-section 4.10.5.1). The securities database used in this calculation comprises all kinds of securities, with the necessary information for every security. Average stocks in the periods under consideration are used for the accruals calculations. This is based on the assumption that securities are bought or sold, on average, in the middle of the period.

Reinvested earnings are included in monthly and quarterly/annual direct investment income data from 1992 onwards. The monthly data on reinvested earnings are exclusively compiled for the purposes of the ECB. Estimates of reinvested earnings are usually revised at least twice for quarterly/annual data, on the basis of the latest available information from direct

investment surveys and other sources of data (see Sub-section 4.10.4.2). Once the final direct investment survey for the reference year is completed (usually at T + 18 months), the corresponding figures for reinvested earnings are also considered to be final.

Direct investment income on debt can also be automatically identified by connecting information from reported flows (foreign/Austrian counterparts of the interest transactions) with the companies database which includes information about direct investment relationships. Indirect relationships between direct investment enterprises are not included at present and interest on loans between these indirectly affiliated enterprises cannot be distinguished from other interest payments.

Other investment income mainly comprises income from deposits, loans between non-affiliated enterprises and other capital (i.e. arrears, real estate, etc.) both from banks and from non-banks. The interest share in financial leasing is also part of other investment income, since financial leasing operations are recorded as loans for which interest payments are always fully covered.

All these other income figures are part of the general reporting system, which also includes reports concerning deposits by non-banks with foreign financial institutions. Payments for such deposits are divided into capital and interest components. Once a year stocks data on those deposits are received and reconciled with the reported flows.

Income on trade credits is not recorded within other investment. It is indistinguishably included in settlement figures for exports and imports of goods. However, it is assumed that the amount of interest on trade credits is not significant.

Income generated from reserve assets, as reported by the Accounting Division of the OeNB, is also recorded under other investment income. On a quarterly basis these data are calculated according to the accruals principle.

4.10.5.3 Deviations from agreed definitions

Income on financial derivatives with underlying interest (i.e. interest rate swaps) is included in income on portfolio investment with the exception of financial derivatives transactions within reserve assets. Income on investment in CII is not compiled on an accruals basis.

Income on debt from indirectly affiliated enterprises is recorded under other investment and not under direct investment income.

4.10.5.4 Gaps

There are no gaps concerning investment income data.

4.10.5.5 Intended harmonisation

The issue of income on financial derivatives and on debt from indirectly affiliated companies is currently under consideration for possible improvements. No exact deadline can currently be foreseen for the possible resolution of these issues.

4.10.5.6 Estimation methods

No estimation methods are used within the area of investment income. The main sources for all the data are reports from the settlement system of the OeNB. Accruals for portfolio investment are calculated security-by-security on the basis of stocks data, using a securities database. Accrual figures cannot therefore be considered to be estimations.

4.10.6 Capital account

4.10.6.1 Specific features of data collection

Part of the general reporting system (see Sub-sections 4.10.3.1 and 4.10.3.2).

4.10.6.2 Definition

In principle, the OeNB follows the recommendations set out in the BPM5 and the harmonisation proposals agreed upon by the ECB's Working Group on Balance of Payments and External Reserves (the former Task Force on Financial Flows and Stocks Statistics).

The distinction between current and capital transfers is laid down in the general reporting guidelines of the OeNB, in accordance with the BPM5 definitions. Items such as debt forgiveness, migration and other capital transfers are all reported separately. Therefore private sector capital transfers as well as the acquisition and disposal of non-produced non-financial assets can be clearly identified.

For public sector transfers, the coverage and distinction of capital and current transfers is also partly based on the general reporting system. In addition, information regularly received from the Federal Ministry of Finance is used to record capital transfers vis-à-vis EU institutions. Data on current transfers are also provided by the Federal Ministry of Finance.

4.10.6.3 Deviations from agreed definitions

As of January 1998 there are no major deviations.

4.10.6.4 Gaps

Migrants' transfers are generally difficult to capture. Data are only partially available for migrants' transfers in other sectors and the acquisition/disposal of non-produced non-financial assets. The main problem in the context of migrants' transfers is the transfer of portfolio deposits in connection with migration. The relevant flows information cannot be supplied by the reporting system on transactions. However, in the course of the reconciliation of flows and stocks of securities, significant cases

can be identified and corrected in the flows statistics as well. This is an important improvement compared with previous reporting years.

4.10.6.5 Intended harmonisation

None.

4.10.7 Direct investment

4.10.7.1 Specific features of data collection

The inclusion of the collection of data on direct investment flows as an integral part of the general settlement reporting system leads to good coverage and high-quality direct investment data. In addition to settlement data, annual surveys of direct investment stocks and an up-to-date companies database are used to check and clearly identify transactions between affiliates. In order to achieve a correct geographical allocation according to the country of the actual counterpart, the reporting agents are often contacted directly in order to investigate major transactions in the area of direct investment. This quality of coverage in the area of direct investment is available both for monthly and for quarterly data from 1992 onwards.

Data on trade credits are obtained from enterprise surveys. It is not possible, however, to identify trade credits between affiliated enterprises.

4.10.7.2 Definition

In principle, the OeNB complies with the recommendations set out in the BPM5 and the harmonisation proposals made by the Working Group on Balance of Payments and External Reserves (the former Task Force on Financial Flows and Stocks Statistics).

The OeNB applies the 10% criterion and the directional principle to direct participations and

has started to develop a mechanism for compiling data on indirect relationships.

Direct investment figures comprise transactions on equity, reinvested earnings and other capital (short and long-term) with the exception of trade credits. Significant equity contributions in the form of real or financial assets without payments are usually included by directly contacting and questioning the enterprises concerned. With regard to the issue of transactions in equity securities, it is possible to distinguish clearly between direct investment and portfolio investment based upon the information in the securities and companies databases.

Special purpose entities are not subject to a different treatment since they are not significant in Austria.

4.10.7.3 Deviations from agreed definitions

Problems arise as a result of the separation of trade credits between linked enterprises; trade credits are available as a lump sum on a quarterly basis and are recorded under other investment.

4.10.7.4 Gaps

None – the implementation of the methodology for reinvested earnings is based on the proposals made by the EMI's Sub-group on estimation methods for direct investment.

4.10.7.5 Intended harmonisation

None.

4.10.7.6 Estimation methods

For information on the estimation of reinvested earnings, see Sub-sections 4.10.4.2 and 4.10.5.2.

4.10.8 Portfolio investment

4.10.8.1 Specific features of data collection

A comprehensive and reliable compilation system is used for portfolio investment flows and stocks. The system is based on data collection on a security-by-security basis using the International Securities Identification Number (ISIN). The compilation system was developed during 1988-89 in order to improve the reliability of portfolio investment data. Experience showed that instructions to reporting agents regarding the classification of securities for b.o.p. purposes were proving to be increasingly complicated in fast developing international financial markets. Therefore, the reporting by banks of transactions and of stocks of securities is now based on the ISIN code for each individual security. Austrian banks appreciated this change, since ISIN codes were already used for the settlement of securities transactions. The ISIN codes are used to make all necessary b.o.p. and i.i.p. classifications (by financial instrument, sector, country) and to reconcile flows and stocks (see Sub-section 4.10.3.2)

This change in the compilation system made it necessary for the OeNB to develop and maintain a securities database. The main external information contained in this so-called master file is purchased from the Austrian and German National Numbering Agencies, i.e. the *Oesterreichische Kontrollbank* (OeKB) and the German *Wertpapiermitteilungen*. While the OeKB provides data on domestic securities and Austrian schilling or euro-denominated foreign securities traded in Austria, the *Wertpapiermitteilung* primarily delivers data on foreign securities and domestic securities denominated in currencies other than the Austrian schilling or euro. Moreover, the Austrian banks reporting portfolio stocks and transactions also have to supply information concerning "internal" securities which – to the best of their knowledge – do not have an ISIN code. If information on the same security is

received by more than one institution, then the OeKB data are usually given preference. Quotation information is obtained from the *Telekurs*. These external securities databases form the starting-point for the internal master file constructed for b.o.p. purposes.

The Statistics Department generates an internal master file from these sources and from additional information provided by Austrian banks. The internal master file used by the OeNB for the compilation of portfolio investment flows and stocks contains around 130,000 debt securities and some 40,000 equity securities, thus covering around 90% of the securities traded with Austrian residents on a cross-border basis. The database is updated on a weekly basis. Comprehensive quality checks and amendments are made by the Balance of Payments Division in order to render the information received from external sources suitable for statistical purposes. These checking procedures comprise formal controls (completeness of information), as well as plausibility checks. The main source of quality problems regarding the information received on securities is the fact that the National Numbering Agencies maintain their databases for their customers (banks), and that the latter use the information for their own business needs, which differ from those of statistical compilers. Therefore data fields which are particularly important for statistical purposes (i.e. outstanding amount) are not always of the desired quality and have to be checked in detail.

As for the compilation of harmonised euro area portfolio investment aggregates, the OeNB is of the opinion that a securities database (master file) for statistical purposes should be generated and maintained centrally for all EU Member States. Owing to the time-consuming quality controls carried out on commercially available information on securities, a centralised checking procedure would be most effective. This centralised database should contain information useful for all statistics required by the ECB and not only those data necessary for b.o.p. purposes. Agreement should be reached on a

common definition of the content of such a centralised master file. The main advantages of the ISIN compilation system for portfolio investment flows and stocks are seen in the increased accuracy and the higher degree of flexibility for adapting the compiled aggregates to the new requirements, often without the need to address further requests to the reporting agents.

4.10.8.2 Definition

The OeNB mainly applies the recommendations set out in the BPM5 when compiling statistics on portfolio investment. The OeNB is in a position to provide a country-by-country breakdown of portfolio investment.

The use of the securities database allows a geographical allocation of portfolio investment assets according to the country of the actual counterpart (issuer). On the liabilities side, the country of settlement is used for this purpose, because there is no information available on the real holder of the security. As a consequence, the transactions on the liabilities side are largely attributed to countries where major international clearing houses are resident. The geographical breakdown described is available on a monthly basis from January 1992 onwards. Offsetting entries in portfolio investment for the accruals calculated in investment income are available on a quarterly basis, as from the first quarter of 1997 (see Sub-sections 4.10.5.1 and 4.10.5.2).

The sectoral breakdown of portfolio investment flows is achieved by using information from the securities database and from portfolio stocks reports. On the assets side, only the monthly stocks reports provide reliable information about the domestic sectoral composition of portfolio investment data for a certain period. Portfolio transactions between domestic sectors are not usually covered by the reporting system for flows, since no cross-border payments are involved. These flows can only be derived from stocks data.

Service charges, fees and commissions are not included in portfolio investment if separate payments are made for such components. In most cases, the reporting agents are able to identify and label such payments correctly. If they are indistinguishably included in payments for portfolio investment capital, then no separation is possible.

Trading in assets other than securities (particularly loans) is not recorded under portfolio but under other investment.

4.10.8.3 Deviations from agreed definitions

In principle, the OeNB aims to comply with the requirements set out in the BPM5 and the harmonisation proposals agreed upon by the ECB's Working Group on Balance of Payments and External Reserves (the former Task Force on Financial Flows and Stocks Statistics).

4.10.8.4 Gaps

At present Austria does not compile the income of CII on an accruals basis.

4.10.8.5 Intended harmonisation

The practical implications of the proposals made by the Working Group on Balance of Payments and External Reserves (the former Task Force on Financial Flows and Stocks Statistics) in relation to recording on an accruals basis concerning CII are to be studied.

4.10.8.6 Estimation methods

There are no estimations included in portfolio investment.

4.10.9 Financial derivatives

4.10.9.1 Specific features of data collection

Financial derivatives are largely covered by the general reporting system for flows and stocks. It distinguishes between derivative instruments that are issued as securities (with an ISIN code) and other derivative transactions (mainly over-the-counter (OTC) deals).

The former are reported as normal security transactions (and stocks) and are treated in the same way as securities recorded under portfolio investment (see Sub-section 4.10.8 for information on the use of a securities database to distinguish portfolio investment from derivatives to derive a correct geographical and sectoral allocation, etc.).

The latter, i.e. other derivative transactions, are reported as special items in the context of the settlement system. Reporting agents have to distinguish between financial derivatives with underlying interest and financial derivatives with underlying capital. They are also required to report the country of the actual counterpart and the domestic partner of the derivatives transaction in case this is not the reporting agent itself. This information is used in connection with the companies database to compile a sectoral breakdown.

4.10.9.2 Definitions

The recommendations set out in the BPM5 and the proposals of the Working Group on Balance of Payments and External Reserves (the former Task Force on Financial Flows and Stocks Statistics) are followed, apart from the exceptions mentioned in Sub-section 4.10.9.3.

For interest rate swaps, all three payments are usually recorded: the actual interest payment and both swap payments with the country of the foreign swap partner. Fees and commissions in connection with financial derivatives can be

identified separately and are recorded under financial services. Initial margin payments for options and futures are recorded under other capital. Variation margins are recorded as financial derivatives. It is not possible to make the distinction between options-style and futures-style variation margins.

A geographical breakdown according to the country of the actual counterpart as well as a sectoral breakdown are available on a monthly basis. For financial derivatives without an ISIN code, the sectoral breakdown may not be totally reliable where the domestic swap partner cannot be identified correctly. The following distinctions between instruments are possible: swaps of domestic bonds and notes (currency and interest rate swaps), OTC deals, financial derivatives with an ISIN code. These categories can be subdivided further into derivatives with underlying interest and derivatives with underlying capital.

Data are available on a gross basis where the financial derivatives have been issued as securities and have ISIN codes. In these cases financial derivatives with domestic issuers are considered to be liabilities and securities with foreign issuers are considered to be assets. For derivatives without ISIN codes (mainly OTC deals), only net figures are recorded and these are allocated to the assets/credit side by default.

4.10.9.3 Deviations from agreed definitions

All financial derivatives transactions with underlying interest are recorded under portfolio investment income with the exception of financial derivatives in the context of reserve assets.

4.10.9.4 Gaps

Coverage of financial derivatives can be considered complete as from the beginning of 1997. Currency and interest rate swaps, which are thought to be the only significant kinds of

transactions in this context, are, in particular, very well covered.

4.10.9.5 Intended harmonisation

Treatment of financial derivatives with underlying interest is under consideration for possible medium-term changes.

4.10.9.6 Estimation methods

No estimation methods are used in the field of financial derivatives.

4.10.10 Other investment

4.10.10.1 Specific features of data collection

These items are part of the general reporting system (see Sub-sections 4.10.3.1 and 4.10.3.2). Recorded actual flows are used for the b.o.p. These flows are extensively checked and reconciled with stocks.

All required geographical, sectoral, maturity and instrumental breakdowns are available on a monthly basis. This also applies to back data from January 1999 onwards. For the most part, the breakdowns are derived directly from the reports. Some sectoral breakdowns are achieved by linking the reported data (including those on the domestic counterpart) to a company database.

For trade credits, quarterly and annual surveys are conducted. Trade credits are therefore not available on a monthly basis. Initial quarterly figures are often revised once the more comprehensive annual survey is concluded. Owing to the nature of the surveys, the timing principle for trade credits is the change of ownership. No maturity breakdown is available for trade credits.

4.10.10.2 Definition

The OeNB generally applies the recommendations set out in the BPM5.

Other investment figures also include foreign currency notes, financial leasing, bond lending and repos. Concerning repos, there is no detailed information available on the nature or maturity of such transactions. It is particularly difficult to assess the extent to which sell/buy-back transactions are included in the repo figures. It has to be assumed that these transactions are to some extent included in portfolio investment. In addition, it is not possible to distinguish between repo activities and collateralised loans.

Short and long-term loans between affiliated enterprises can be identified and are recorded under direct investment according to the directional principle.

Trading of loan portfolios is recorded under other investment, although the amounts in question have not been significant in recent years.

4.10.10.3 Deviations from agreed definitions

All trade credits are included under other investment (see Sub-section 4.10.7 on direct investment). The treatment of sell/buy-back transactions is uncertain (they might be recorded in portfolio investment).

4.10.10.4 Gaps

None.

4.10.10.5 Intended harmonisation

None.

4.10.10.6 Estimation methods

Trade credits are estimations based on quarterly (smaller sample) and annual (full range) surveys. Initial quarterly results can be considered to be estimations. The results of the annual survey are considered to be the final outcome for the reference year.

4.10.11 Reserve assets**4.10.11.1 Specific features of data collection**

Part of the general reporting system (see Sub-sections 4.10.3.1 and 4.10.3.2). The Accounting Department of the OeNB essentially makes the same reports as the banking sector. These are used for all parts of the b.o.p. on a monthly level. Special quarterly reports on stocks and flows are received to enable recording on an accruals basis and to improve the breakdown of reserve assets. The regular monthly and special quarterly reports are both incorporated in the quarterly b.o.p. The quarterly data mainly cover the area of reserve assets.

4.10.11.2 Definition

In principle, the recommendations of the BPM5 are applied for the recording of reserve assets.

A reliable instrumental breakdown is available on a quarterly basis. Experience has shown that such a breakdown is not always possible on a monthly level with a 30-day time-lag.

Financial derivatives within reserve assets are theoretically available on a gross basis; however, no such transactions have yet been recorded. Gold swaps are recorded as repos.

Market prices are used for valuation. The conversion into euro is carried out using average monthly exchange rates.

4.10.11.3 Deviations from agreed definitions

None.

4.10.11.4 Gaps

None.

4.10.11.5 Intended harmonisation

The OeNB is awaiting the outcome of the discussions to be held within the ECB's Working Group on Balance of Payments and External Reserves and the ECB's Statistics Committee. Proposals for harmonisation should also be carried out in such a way as to co-ordinate closely with the work on the relevant accounting issue.

4.10.12 International investment position**4.10.12.1 Specific features of data collection**

Data for the i.i.p. are collected within the general reporting system (see Sub-sections 4.10.3.1 and 4.10.3.2). The securities database is used for portfolio investment stocks data in the same way as for portfolio investment flows (geographical, sectoral and instrumental allocation on a security-by-security basis, see Sub-section 4.10.8.1). The coverage and concept are in line with the quarterly/annual b.o.p./i.i.p. position of the financial account.

Pure stocks data are used for portfolio investment stocks and reserve assets. A combination of stocks and accumulated flows is used for other investment (approximately 90% pure stocks data). The stocks data for other investment is mainly derived from the settlement system with the exception of trade credits, which are based on quarterly and annual surveys.

Financial derivatives are also a combination of stocks and accumulated flows (approximately 20% pure stocks data).

In the case of direct investment, stocks of real estate are exclusively compiled by using accumulated flows (approximately 7% on the assets side and 2% on the liabilities side of overall assets and liabilities of direct investment stocks, respectively). Additionally, since the final results of direct investment surveys only become available after 18 months, accumulated flows are used for the provisional version of direct investment stocks available after six to nine months. This provisional version is compiled as the sum of the stocks data of the previous reference year plus the accumulated flows (including reinvested earnings) of the reference year. For the final version of direct investment stocks (T + 18 months), the pure stocks data from the survey (also including reinvested earnings) are used.

The required sectoral and instrumental breakdowns are covered by the collection system for all parts of the i.i.p. from the reference year 1997 onwards.

A geographical allocation between euro area and non-euro area data is possible to a substantial extent. Essentially, geographical data are collected on a country-by-country basis. However, the geographical breakdown will be highly incomplete or not available at all in the following areas:

- trade credits within other investment;
- accumulated flows (for the most part) used for other investment stocks;
- real estate within direct investment; and
- portfolio investment liabilities.

Austria participated in the Co-ordinated Portfolio Investment Survey of the IMF for 1997, providing all the mandatory items. The data requested for this survey could be compiled regularly on a quarterly basis with a timeliness of T + 6 months. Pure stocks data would be used for this task.

The data for the i.i.p. would also be available quarterly. Technically these data are calculated automatically with a time-lag of three months. However, the procedures for checking and

correcting data which are necessary to achieve a quality comparable to annual data would take at least six months.

4.10.12.2 Definitions

4.10.12.2.1 General

The recommendations and definitions set out in the BPM5 are applied in the compilation of the i.i.p.

4.10.12.2.2 Direct investment

The directional principle is strictly applied in the area of direct investment stocks. Reinvested earnings also form part of the stocks data. Reconciliation adjustments between flows and stocks pose a problem for direct investment in particular, because book values are primarily used for stocks and market values for flows. Therefore, other adjustments (in the sense of residual adjustments) can be very high. Price adjustments and other adjustments (in the sense of reclassifications) can be identified to a limited extent. Exchange rate adjustments are calculated on the basis of average monthly exchange rates for transactions and end-of-month exchange rates for stocks.

To the extent that accumulated flows are used (real estate and remaining provisional data after six months), market valuation can be largely assumed for direct investment stocks. As soon as final results of surveys are available (T + 18 months), only book values are used for direct investment, with the exception of real estate components.

4.10.12.2.3 Portfolio investment

Stocks data on portfolio investment include accruals (calculated on a security-by-security basis). In that context, it is important to note that interest rate components derived from discount prices and redemption at higher prices are included in the accruals calculation and therefore in the stocks. This mechanism was

especially designed for zero-coupon bonds, but it also works for all other kinds of short and long-term securities.

Stocks and flows are closely reconciled. Exchange rate and price adjustments are calculated security-by-security, using information from the securities database (mainly quotations and exchange rates). Other adjustments (sectoral and instrumental reclassifications) are also identified automatically in this context. The remaining differences are calculated as residual adjustments. Portfolio investment stocks are valued at market prices.

4.10.12.24 Financial derivatives

Financial derivatives stocks mainly comprise accumulated flows which largely consist of OTC-style derivatives. For these instruments, no clear valuation principle can be identified, but the result should be close to market values. Remaining financial derivatives stocks are based on pure stocks of derivative securities with ISIN codes. These stocks are highly reliable and are calculated at market prices. No other kinds of financial derivatives are included in the stocks data. The stocks are mainly attributed to the asset side by default, since there are no fully reliable stocks data available on a gross basis.

4.10.12.25 Other investment

As described in Sub-section 4.10.3.1, flows and stocks for accounts relevant for other investment are combined in one report and therefore have to be reconciled by the reporting agents (in the original currency). Price adjustments (mainly relating to asset trading), other adjustments (reclassifications) and residual adjustments (reporting errors or stock corrections) can be taken directly from the reports. Exchange rate adjustments are calculated using average monthly exchange rates for transactions and for reported adjustments, and end-of-month exchange rates for stocks. The same adjustment calculations can be made

for accumulated flows within other investment. Other investment assets and liabilities are based on nominal values.

4.10.12.26 Reserve assets

Reserve assets are directly reported by the Accounting Department of the OeNB in the form of special quarterly reports. These reports comprise stocks, transactions and all kinds of adjustments. The data are taken directly from the accounting database. Discrepancies between accounting principles and b.o.p./i.i.p. concepts are seen as being insignificant. The valuation is executed according to market values using closing market prices for gold and closing mid-market exchange rates.

4.10.12.3 Deviations from agreed definitions

The treatment of trade credits deviates from requested definitions, because trade credits between affiliated enterprises are included in other investment.

4.10.12.4 Gaps

Gaps exist in the area of financial derivatives, which are only partly available.

4.10.12.5 Intended harmonisation

None.

4.10.12.6 Estimation methods

Accumulation of flows is used in the area of direct investment to obtain provisional stocks data after six to nine months and to obtain stocks data on real estate. Accumulated flows are also used to a small extent in other investment for loans and other assets/liabilities which are below the thresholds for direct reporting.

4.10.13 Administration

4.10.13.1 Titles of publications

Statistical Bulletins

Statistische Monatshefte, Monatsbilanz in vorläufiger Rechnung (monthly)

Focus on Austria (quarterly)

Annual Report of the Oesterreichische Nationalbank (annual)

Mr. Robert Zorzi
Oesterreichische Nationalbank
Balance of Payments Division
Otto-Wagner-Platz 3
A - 1011 WIEN
Austria

Tel.: (0043) 1 404 20 5413

Fax: (0043) 1 404 20 5499

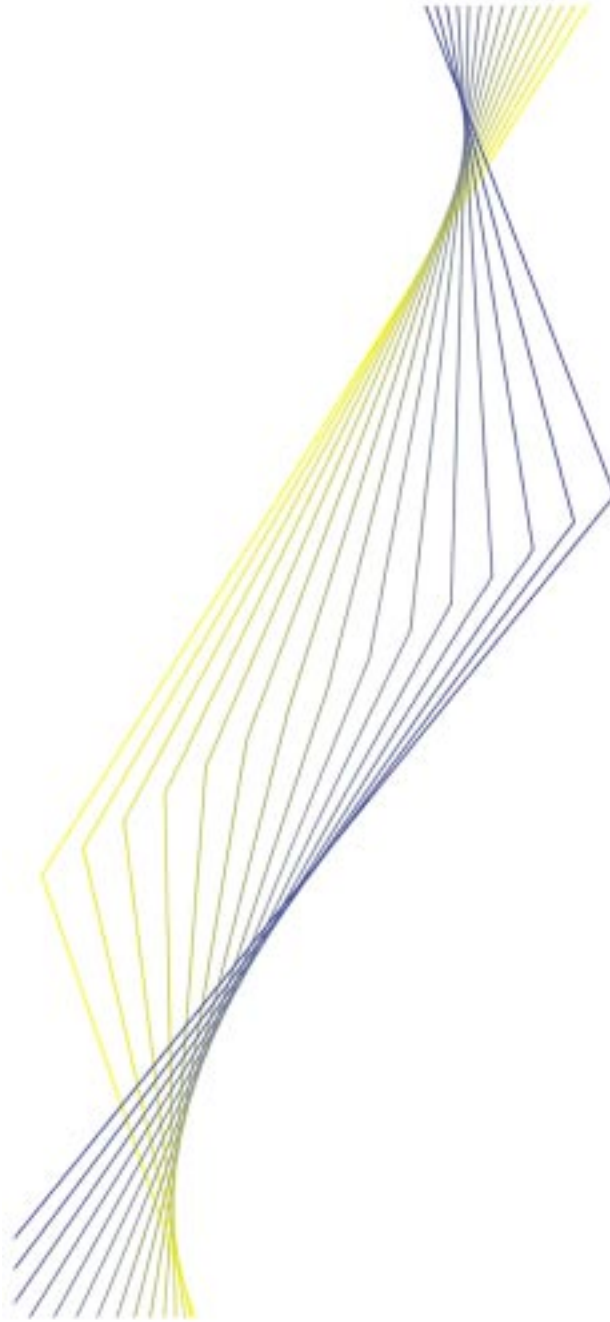
4.10.13.2 Contributors

This country information was drafted by the Balance of Payments Statistics and External Reserves Division of the ECB and subsequently amended and agreed with Austria. Enquiries of a general nature should be addressed to the Press Division of the ECB. Enquiries specific to Austria should be addressed to:

Austria



EUROPEAN CENTRAL BANK



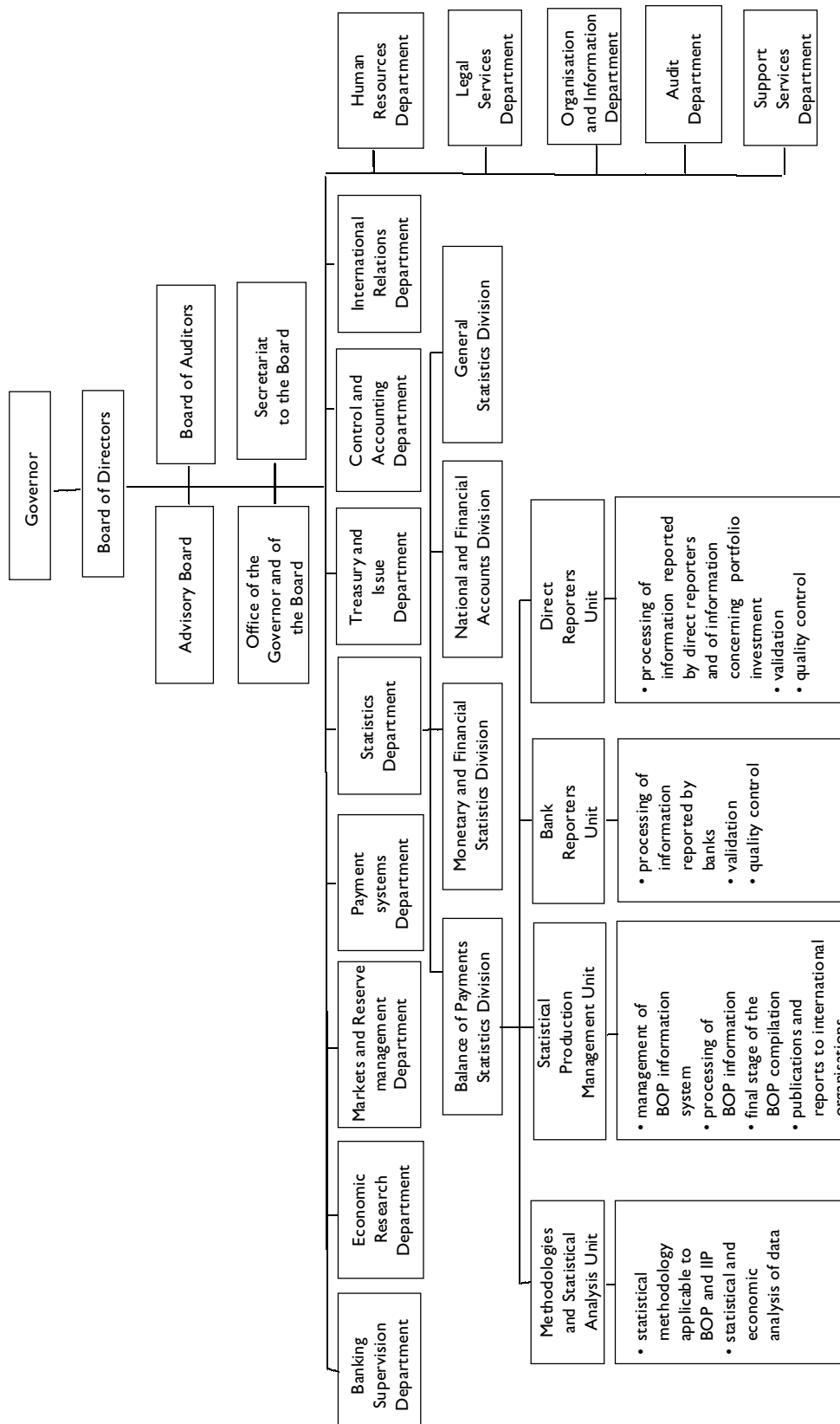
Portugal

November 1999

Portugal

4.11.1 Organisational chart(s)

Banco de Portugal



4.11.2 Institutional aspects

4.11.2.1 Introduction

The Banco de Portugal has been responsible for compiling and producing the Portuguese balance of payments (b.o.p.) statistics since 1963. Between 1948 and 1962 the *Inspecção do Comércio Bancário para as Instituições Bancárias* (Banking Supervisory Authority) was responsible for their collection. Further to the full liberalisation of foreign exchange regulations and the commitment by Portugal with regard to statistical harmonisation at the European level, a new collection and statistical production system was introduced in 1993 in close co-operation with the banking community.

4.11.2.2 Legislative provisions

The legal basis for the compilation of b.o.p. transactions is the Organic Law of the Banco de Portugal (Law No. 5/98 of 31 January 1998). This law allows the Banco de Portugal to request information from any public or private body for statistical purposes.

The Banco de Portugal is authorised to collect data from both banks and non-banks (direct reporters and official sector) and Decree Laws Nos. 13/90 and 176/91, as amended by Decree Law No. 170/93 and Notice No. 5/93, impose a general obligation on banks and non-banks to report b.o.p. transactions.

4.11.2.3 Internal organisation

The Balance of Payments Statistics Division within the Statistics Department of the Banco de Portugal is in charge of the compilation, production and analysis of the b.o.p. It consists of four units: the Methodologies and Statistical Analysis Unit, the Statistical Production Management Unit, the Bank Reporters Unit and the Direct Reporters Unit, together with an auxiliary Secretariat.

The Methodologies and Statistical Analysis Unit is responsible for the development of the statistical methodology applicable to the Portuguese b.o.p. and international investment position (i.i.p.), and for the statistical and economic analysis of the data. It has five staff members.

The Statistical Production Management Unit is responsible for the development and management of the b.o.p. information system, the processing of b.o.p. information, the final stage of the compilation of the b.o.p. and the maintenance of the Statistical Information Database (which is used for data dissemination). It has a staff of five.

The Bank Reporters Unit deals with the processing, validation and quality control of information reported by banks. It has fourteen staff members divided into six teams, each of which is responsible for a group of banks. Data received from banks account for 75% of the information received. Most of the information is reported via a file-transfer system. Only a few banks still send data on disks (diskettes). Around 1.5 million records are received every month.

The Direct Reporters Unit comprises 17 staff members (in five teams) who are in charge of the processing, validation and quality control of statistical reports received from around 1,000 direct reporters, of information concerning portfolio investment and data on stocks surveys, i.e. direct investment and trade credits. The reporters send data to the Banco de Portugal on disks, but also on printed forms in the case of small companies.

4.11.2.4 External co-operation

Several institutions provide the Banco de Portugal with supplementary information on some b.o.p. items. The *Instituto Nacional de Estatística* (INE – National Institute of Statistics) supplies trade figures corresponding to physical transactions involving merchandise, on the basis of which estimates are made for the goods item

in the current account. The INE and the *Direcção-Geral do Turismo* (Directorate-General for Tourism) provide additional data for the travel item. The *Bolsa de Valores de Lisboa* (Lisbon Stock Exchange) provides the Banco de Portugal with information on quotations for listed securities, which is useful for the foreign portfolio investment item. The *Direcção Geral do Tesouro* (Treasury) supplies data on its external transactions.

4.11.2.5 Users

The Banco de Portugal maintains regular contacts to users such as the Ministry of Finance and the *Conselho Superior de Estatística* (Higher Council for Statistics), which is responsible for the co-ordination of statistics produced in various areas, e.g. between the Banco de Portugal and the INE. Regular contacts are maintained to users/suppliers of data through bilateral meetings. The b.o.p. is also used in the production of the national accounts by the INE, particularly the ROW item, and in the production of the financial accounts, by the Banco de Portugal.

Data in compliance with the standard components of the 5th edition of the IMF Balance of Payments Manual (BPM5) are supplied to international organisations, such as the ECB, the European Commission (Eurostat), the OECD, the IMF and the Bank for International Settlements (BIS), on a regular basis.

4.11.3 Statistical system

4.11.3.1 Type of collection system

The Portuguese data collection system is based mainly on a “closed settlements system”, with transaction-by-transaction reporting, covering credit and debit flows that affect the country's external position, being applied by banks and direct reporters.

This reporting system is complemented by other sources of information, some of which are very important for the elaboration of the b.o.p. on a transaction basis:

- trade statistics are obtained from the INE;
- estimates for the travel item are made from tourism statistics provided by the INE and the *Direcção-Geral do Turismo*;
- portfolio investment surveys make it possible to comply with the accruals principle regarding portfolio investment income;
- reinvested earnings are obtained from surveys of direct investment stocks;
- a security-by-security reporting subsystem on portfolio transactions is the source used in the compilation of the portfolio investment item;
- monthly trade credits are estimated from quarterly surveys of key Portuguese exporters/importers.

Banking statistics on the banks external positions are used for compiling data on the monetary financial institution (MFI) sector within the other investment components.

4.11.3.2 Reporting agents

(i) *Banks* are required to report the following types of external transactions: those carried out on behalf of their resident and non-resident customers or on their own account, whether acting as an intermediary between a non-resident (bank or non-bank) and another resident bank, or carrying out interbank operations affecting an external position. Banks must also report the opening and closing balances (assets and liabilities) on the accounts of non-residents, including a breakdown by currency and country. Security custodians provide information about the identity and country of residence of the non-resident investor before the activity is undertaken. Information covers the security, the transaction type and the value and amount of the transaction, together with end-of-period positions.

(ii) *Direct reporters*: general direct reporters report all transactions with non-residents, whether settled by a resident bank or not. Residents holding accounts abroad must report settlements via non-resident banks. Residents holding current accounts with non-residents must report all settlements cleared through those accounts. Data are also collected for enterprises/households on credits and loans, inward and outward direct investment and real estate investment as well as securities transactions.

(iii) *Enterprises*: data on stocks surveys for direct investment, both assets and liabilities, and trade credits are collected from enterprises with significant external relations.

(iv) *Other sources*:

- the *Direcção-Geral do Tesouro (Treasury)* reports data on general government external transactions;
- the *Instituto Nacional de Estatística (INE – National Institute of Statistics)* reports overall statistical data on international trade (goods);
- the *Banco de Portugal* supplies data on its external operations and on MFI's external positions.

4.11.3.3 Thresholds

A general simplification threshold of EUR 5,000 (approximately PTE 1 million) is set, below which some information may be optional (such as the transaction country or type of transaction), although the case-by-case reporting system is still compulsory. Transactions below EUR 5,000 which are not classified are grouped and distributed according to the distribution of the transactions reported which are classified despite falling below the threshold.

4.11.3.4 Availability of data

The Banco de Portugal compiles and produces a monthly Portuguese b.o.p. on a transactions

basis, with a large detailed sectoral and geographical breakdown for some items, which is first released on the Web site of the Banco de Portugal and subsequently published in the Statistical Bulletin. A less detailed b.o.p. on a monthly basis is also available and published in the Monthly Economic Indicators.

4.11.3.5 Timeliness

The reporting agents have ten working days from the end of the reporting period (month) within which to submit data to the Banco de Portugal. The Balance of Payments Statistics Division has until the tenth working day of the following month to produce the reports for the various publications. Monthly b.o.p. data (on a transactions basis) are available within six weeks. They include estimates for trade statistics, which are received from the INE with a delay of five weeks (preliminary statistics on external trade are sent to the Banco de Portugal within ten weeks), for the travel item, for the accruals of portfolio investment income, for trade credits and for reinvested earnings.

4.11.3.6 Compilation frequency

The Portuguese b.o.p. on a transactions basis is compiled on a monthly basis.

4.11.3.7 Data controls

For the information reported via the settlement system or the portfolio investment system, there are different levels of checking controls. First, data are checked for errors concerning the protocol and label (e.g. file name, recording month or number of records) by means of an automatic procedure for data sent by file transfer, and on a PC for data sent on disk or in paper form (after being entered on a PC).

Second, quality controls are incorporated in both procedures in order to validate coding errors, such as account, statistical classification,

currency and country; there is also an implicit plausibility check known as “meaningful transaction”. Other controls are carried out in order to achieve consistency between flows and positions, to check transactions involving two or more resident banks, to validate data from banks and companies for those enterprises with the status of a direct reporting company or accounts held abroad, and to check settlements from banks with portfolio investment data from custodians. Additional checks are made in order to control the evolution of a time series for a specific item (within a specific bank). Amendments are made whenever banks send further corrections.

Data from the other sources are checked in order to identify any inconsistencies within the information, with the other items of the b.o.p. and in relation to its evolution. In addition, other external sources, such as securities clearing houses, securities national institutions, other statistics, newspapers, banks’ and companies’ accounting reports and reports of associations in the economic sector are used for quality control purposes. The BIS database is used to check the quality of data obtained from the reporting system on deposits held abroad by residents.

4.11.3.8 Revision policy

Monthly data are revised on a quarterly basis, at the end of each quarter and at the end of the year. The data for the first six months are revised once more at the end of the first half of the year. For example, in March data for both January and February will be revised, in June data for January to May will be revised, and in December data for all months of the year will be revised (as well as data for the previous year, if necessary). The annual b.o.p. becomes definitive after two years.

4.11.3.9 Publication

Data on the b.o.p. are published monthly and annually. The titles of the publications produced

by the Banco de Portugal on b.o.p. statistics are listed in Sub-section 4.11.13.1. Before the dissemination of those publications, a first disclosure of b.o.p. statistics is made on the Internet (Web site: www.bportugal.pt). Usually, users are informed in advance of the date on which publications will be made available. The monthly publications regarding a certain month contain b.o.p. data for the previous month. The Banco de Portugal also has a commitment to the IMF’s Special Data Dissemination Standards (SDDS) regarding the b.o.p., external reserves and i.i.p. statistics.

B.o.p./i.i.p. data users within the Banco de Portugal are the unit in charge of its financial accounts (for the production of new statistics), the Economic Research Department (regarding the economic analysis) and the International Relations Department (in the field of co-operation with those African countries where Portuguese is an official language). The b.o.p. statistics produced by the Banco de Portugal are also useful for the activities of some ministries, such as the Treasury and the Ministry of the Economy, and for economic and private agents (e.g. banks, companies and universities).

4.11.4 Monthly key items

4.11.4.1 Availability of monthly key items

The Banco de Portugal can provide full b.o.p. key items data in line with the timeliness endorsed by the Council of the EMI in November 1994. A euro area/non-euro area breakdown is possible for all the items in the b.o.p. statistics.

4.11.4.2 Estimation methods for monthly key items

The monthly key items include estimations of trade in goods, travel, insurance, portfolio investment income, reinvested earnings and trade credits.

4.11.4.2.1 For trade in goods and services

Data on trade in goods are obtained from the INE. The figures on imports and exports related to intra-EU trade are derived from the data obtained within the Intrastat system; for extra-EU trade, data are derived from customs declarations. The reference time underlying these statistics is the time of the physical transaction in the goods. The INE provides preliminary estimates of international trade within five weeks, in compliance with the SDDS requirements. These estimates allow the Banco de Portugal to provide a first draft of the b.o.p. within a six-week period.

The estimates provided by the INE are based on data submitted by a set of major exporters/importers, which broadly represents 70% of the total trade within the euro area. A further adjustment is made by the Banco de Portugal, with the aim of approaching “definitive” data, which consists in applying the monthly percentage change over the same period in the previous year to the figures provided by the INE.

Regarding the compilation of the b.o.p., imports reported by the INE are also adjusted to produce figures on a f.o.b. basis. For this adjustment, an estimate is made of the implicit c.i.f./f.o.b. margin and of the split between resident and non-resident transport and insurance enterprises. Those components estimated to have been carried out by non-resident transport and insurance companies are added to imports of transport and merchandise insurance services.

Geographical allocation is derived from the INE, according to the consignment country principle. However, estimates reported within five weeks are made available without a geographical allocation. In that case, the Banco de Portugal applies the structure of countries for the same month in the previous year.

The INE compiles trade statistics according to the “special trade” principle.

Data on the trade in goods included in the Portuguese b.o.p. are fully compliant with BPM5 standards.

For data on *travel*, although no real indicators (e.g. tourist inflows, rate of hotel room occupancy) or prices of tourist activity are available at the time the monthly b.o.p. is compiled, small adjustments are made on travel receipts reported on a settlement basis, in relation to compliance with the transactions principle. This procedure is carried out half yearly; the total value is divided among the respective months according to the structure provided by the settlements data.

A split is made between the service and the transfer components of *insurance*. Estimates are included in the former, as a result of the procedure undertaken to value imports on a f.o.b. basis.

4.11.4.2.2 For investment income

Monthly data on investment income are being produced, making substantial use of the accruals principle. The breakdown into sub-components (direct investment income, portfolio investment income and other investment income) is available for monthly data. In the geographical split between euro area/non-euro area for portfolio investment income, the issuer principle is applied for the assets side of the portfolio investment (i.e. credits of portfolio investment income) and the first known counterpart principle for the liabilities side of the same investment (i.e. debits).

For direct investment income, excluding reinvested earnings, monthly flows are mainly obtained from settlements data, while a mixed approach based on stocks data and/or settlements data is being used for portfolio investment income. For other investment income, settlements data are mainly applied.

Regarding compliance with the accruals principle, estimates of both direct and portfolio

investment income are produced on a monthly basis.

Reinvested earnings are estimated from the stocks surveys on foreign direct investment in Portugal and Portuguese direct investment abroad. These surveys are launched every two years and in alternate years. An estimate of the annual figure is produced with account being taken of the results of the previous survey and of the impact of the year-on-year rate of change in the gross domestic product (GDP) of the investor countries, regarding the credits side, and of Portugal, for the debits. Once this annual value is obtained, monthly figures are estimated applying the ECB recommendation on reinvested earnings estimation methods. These figures are revised only after the results of the next survey are available, at which time they become definitive. An offsetting entry in the financial account, in the respective direct investment item, is also made.

Debits from portfolio investment income include, monthly, the interest due or payable (on an accruals basis), as derived from data on interest rates and stocks of securities issued by residents and held by non-residents in that month. A similar procedure is applicable to the credit entries, although it is based on estimates for the stocks value of securities issued by non-residents and held by residents in each month.

Dividends included in investment income are compiled on a settlement basis, i.e. they are registered in the month in which they are paid.

4.11.4.23 For direct investment

Monthly estimates are produced for the reinvested earnings component (according to the description presented in Sub-section 4.11.4.2.2 on investment income).

4.11.4.24 For portfolio investment

The portfolio investment component of the financial account includes a component

estimated on a monthly basis as a result of compliance with the accruals principle.

For the geographical allocation procedure, the issuer country applies for the assets side and the first known counterpart for the liabilities side.

4.11.4.25 For financial derivatives

Financial derivatives are, at present, compiled from a monthly survey of the resident banking system.

4.11.4.26 For other investment

Trade credits are estimated from a quarterly survey of major exporters and importers. Monthly figures are obtained by applying the monthly weights of exports and imports, as reported by the INE, to the quarterly values derived from the surveys.

4.11.5 Investment income

4.11.5.1 Specific features of data collection

4.11.5.1.1 General

The accruals principle is applied to almost all investment income components. The only exception concerns other investment, for which data on a settlement basis are obtained from the general reporting system. Data derived from stocks surveys are used to make estimates of figures accrued. Given that the surveys are carried out on an annual basis, monthly estimates are produced. Those estimates are revised once the results of the surveys are available, at which time they become definitive.

Within investment income, a breakdown into sub-components is available on a monthly basis. The criterion applied for geographical allocation differs for each type of investment income:

(i) for direct investment income, excluding reinvested earnings, flows are allocated to the

country of settlement; for reinvested earnings, data are allocated to the country of residency of the actual counterpart (debtor/creditor principle), according to the structure of countries given by the annual surveys;

(ii) for portfolio investment income, flows are allocated to the country of residency of the security issuer, in the case of credits, and to the country of the first known counterpart for the debits side, both being fully in line with the entries registered under the respective financial account assets/liabilities;

(iii) for other investment income, the country of settlement is used to allocate flows geographically.

A geographical allocation is also available for accrued historical data compiled monthly for the period 1996-98.

4.11.5.1.2 Income on direct investment

Under direct investment income, reinvested earnings are accrued. The main sources for data on reinvested earnings are stocks surveys on direct investment activities performed abroad by residents and in Portugal by non-residents. These stocks are compiled every two years to produce annual data. Given the statistical requirements regarding the production of the b.o.p. on both a monthly and a quarterly basis, estimates are made on this issue. Those estimates are initially made on an annual basis, taking into account the year-on-year rate of change in the GDP of those countries which are major investors in Portugal (for credits) and of Portugal (for debits) applied to the previous companies' results compiled from the survey. Monthly figures are subsequently obtained according to the ECB methodological recommendation on reinvested earnings. Any revisions take place before the release of the definitive data, which occurs at the same time as the disclosure of the results of the surveys.

For the compilation of income on debt transactions between direct investment companies, settlements data are being used.

4.11.5.1.3 Income on portfolio investment

Given its minor significance, income on equity (collective investment institutions) paid to non-residents (debits) is not accrued. For the credits side, the accruals principle is applied, with monthly figures being obtained on the basis of annual estimates derived from stocks.

Income on bonds and notes is estimated on a monthly basis. For securities issued by non-residents and held by residents, estimates of income are derived from an annual stocks survey, while income on bonds and notes issued by residents and held by non-residents is compiled from monthly stock data.

4.11.5.1.4 Income on other investment

Interest on loans between enterprises without a direct investment relationship is compiled from settlements data.

Deposits of private individuals/enterprises held with non-resident financial institutions are reported to the Banco de Portugal through the general reporting system, with the interest on such deposits being compiled on a settlement basis.

The figures for income on reserve assets are provided by the accounting system of the Banco de Portugal and by the Treasury. Data are compiled on a settlement basis.

4.11.5.2 Definitions

The Banco de Portugal mainly applies the recommendations of the BPM5 for investment income.

4.11.5.3 Deviations from agreed definitions

The accruals principle is not fully applied to investment income. Within portfolio investment,

income paid to non-residents on investment trust units issued by residents is not accrued. No other investment income components are accrued.

4.11.5.4 Gaps

None.

4.11.4.5 Intended harmonisation

Monthly historical data for direct investment income, for the period 1993-95, will be estimated on an accruals basis.

4.11.5.6 Estimation methods

No quarterly estimates are produced. All estimates are made on a monthly basis and aggregated to obtain the quarterly figures.

4.11.6 Capital account

4.11.6.1 Specific features of data collection

Please refer to the information on the general reporting system (see Sub-section 4.11.3.2).

4.11.6.2 Definition

The Banco de Portugal has implemented the recommendations of the BPM5, in accordance with the harmonisation proposals made by the ECB. In this context, only transfers which reflect a change in the stocks of assets of one or both parties involved in the transaction are included as capital transfers. The classification of transfers as public or private primarily takes into account the criterion of the institutional sector of the resident. Thus, transfers involving the Portuguese state are registered as public transfers and those that involve other resident sectors are classified as private transfers.

Within the transfers data received from the EU institutions, a split is made between capital and current transfers. Additional details reported by the Treasury are useful in this field. The criterion applied respects, above all, the Eurostat recommendation, which was adjusted in accordance with the final destination of the EU funds transferred to Portugal. The breakdown applied was based on the purposes of the EU funds with reference to the period 1993-97. Those EU transfers used to finance infrastructure projects are recorded as capital transfers, namely: the Cohesion Fund (100%), the Specific Program for the Development of Portuguese Industry (100%), the ERDF (85%), the EAGGF-Guidance (80%) and the FIGF (55%). All the other funds are recorded under current transfers.

4.11.6.3 Deviations from agreed definitions

None.

4.11.6.4 Gaps

Data relating to certain capital transfers, such as migrants' transfers (excluding workers' remittances), investment grants in kind, and debt forgiveness by companies, are difficult to obtain, as the b.o.p. statistical collection system relies mainly on settlements data reported by resident banks, which might not cover this area very well.

4.11.6.5 Intended harmonisation

Some improvements regarding capital transfers – both public and private – are to be introduced. Within EU transfers, the criterion used to make the split between capital and current transfers will be redefined on an ongoing basis, and a clear rule will be established for private transfers, regarding the allocation between current and capital transfers, mainly for emigrants'/immigrants' transfers.

4.11.7 Direct investment

4.11.7.1 Specific features of data collection

The Banco de Portugal collects data on inward and outward direct investment flows via the External Transaction Report (COE) registers submitted by the resident banking community. The Banco de Portugal also receives detailed data on direct investment transactions above EUR 250,000 (PTE 50 million) via the Direct Investment Statistical Declaration, i.e. data regarding the resident and non-resident parties to the transaction, a description of the transaction, and supplementary information on the equity participation. Whenever transactions are performed via a non-resident bank, the resident must report directly the transaction settlement which takes place abroad to the Banco de Portugal.

Definitive direct investment statistics are also based on the results of annual stocks surveys on both Portuguese direct investment abroad and foreign direct investment in Portugal. These surveys are the source used for recording reinvested earnings and trade credits between direct investment enterprises. For foreign direct investment in Portugal, the survey was first launched to gather data for end-1995. For Portuguese direct investment abroad, data based on a stocks survey began to be available from 1996 onwards. Historical estimates of reinvested earnings for the years before 1996 can be made available.

4.11.7.2 Definition

The new version of the Nomenclature of External Operations has complied with the 10% rule since the introduction of Decree Law No. 321/95 of 28 November, which took into account the international recommendations regarding foreign direct investment. The direct investment item in the Portuguese b.o.p. includes short-term transactions between direct investors and direct investment companies.

Data provided by stocks surveys are also being used to improve the coverage of long-term/short-term loans between enterprises with a direct investment relationship. Equity contributions without payment (provision of real or financial assets) are also covered by those surveys.

The distinction between direct investment and portfolio investment is possible using data on stocks acquired by investors through secondary markets. The 10% rule is mainly applied to this purpose.

Special Purpose Entities are treated, both for inflows and outflows, in accordance with the BPM5 and OECD benchmark recommendations, i.e. they are included if short-term transactions between banks and other financial intermediaries are not involved.

4.11.7.3 Deviations from agreed definitions

The current operating performance concept is not fully applied for the valuation of direct investment income. Instead, the Banco de Portugal has begun to compile inward investment data from 1997 onwards based on current results of companies, which might be used as a proxy of that concept for the estimation of reinvested earnings.

4.11.7.4 Gaps

4.11.7.5 Intended harmonisation

Consolidated balance sheets will be supplied for 1997 and 1998 by the stock surveys on foreign direct investment in Portugal. An improvement in the coverage of group-related enterprises' operations and of those of indirectly owned companies is expected as a result of the new layout of the FDI survey.

4.11.7.6 Estimation methods

There are no quarterly estimates in the field of direct investment. Only those estimates described above for monthly data, regarding reinvested earnings, are made for this item.

4.11.8 Portfolio investment

4.11.8.1 Specific features of data collection

Portfolio investment data are compiled via the COE registers, together with the supplementary information reported either by non-residents on domestic securities or by residents on foreign securities. A “dossier” is opened for non-residents, before they carry out any transactions on domestic securities, at an authorised resident financial institution engaging in the safekeeping of the securities. This institution may be a bank, a broker or a financial brokerage company. Among the main rules to be followed by the depositor institutions are the requirements to notify the Banco de Portugal, to record any transactions involving securities and to inform the Banco de Portugal of any changes to the dossier. For residents involved in negotiating with foreign securities, it is also compulsory for the dossier to be opened to report any information regarding transactions to the Banco de Portugal, such as the issuer country or the currency of denomination. This reporting obligation may be met either by the resident investor or by the resident financial institution at which the dossier is held.

The investor or custodian must report statistical information on transactions carried out over the month and for end-of-period positions to the Banco de Portugal on a monthly basis (in the latter case, for the liabilities side only). Data are also received on an annual basis for the positions of portfolio investment abroad (assets side). The Banco de Portugal has also been receiving additional information from resident banks relating to transactions in domestic and foreign securities on international markets which are conducted through Euroclear and Cedel.

The ISIN codes are used in the codification of the securities reported to the Banco de Portugal, namely within the framework of the annual survey on portfolio investment assets. In this respect, the Banco de Portugal is working with the securities database provided by the UIC, which covers most of the securities reported. The benefits of having a centralised securities database are essentially to be found in the fact that the data requested from the reporting agents may be reduced to a standard code from which considerable information may be gathered. Moreover, the existence of a centralised securities database may contribute to a further harmonisation of international statistics in this domain. In the near future, we intend to ask for all information on securities to be provided using the ISIN, both for inward and outward portfolio investment, whether for flows or stocks.

The flows are used in order to obtain more frequent stocks data, namely quarterly or monthly data, on the assets side.

The geographical allocation criteria are based on the country of residence, on the assets side, of the issuer of the security (debtor) and, on the liabilities side, on that of the first known counterpart, for both flows and stocks. The geographical breakdown is possible for both monthly flows and monthly stocks. A euro area/non-euro area assets split is possible for historical data.

4.11.8.2 Definition

The Banco de Portugal mainly applies the recommendations of the BPM5 for portfolio investment.

Service charges, fees and commissions are excluded from the specific reporting of securities. These transactions are compiled through the reporting system for external operations based on COE, with different codes in each category.

The money market instruments that may be identified are Treasury bills, commercial paper, negotiable certificates of deposit (with original maturities of one year or less) and other short-term securities.

As explained in the section on portfolio investment income, the offsetting entry for accrued interest in securities portfolios is recorded under portfolio investment. This procedure is carried out on a monthly basis.

4.11.8.3 Deviations from agreed definitions

The geographical allocation approach applied to portfolio transactions is the debtor principle for assets and the first-known counterpart principle for liabilities. The first-known counterpart may be the final client or the broker engaged in the securities operation.

Although non-genuine repurchase agreement transactions may exist in Portugal, the Banco de Portugal is not always able, for the time being, to provide separate data on this subject or to measure the precise significance of such transactions. Consequently, securities dealings involving a sell/buy back option may be classified as portfolio investment and not as other investment, as recommended by the ECB.

4.11.8.4 Gaps

The major difficulties in the portfolio collection system concern the capture of securities transactions not deposited with resident custodians and the coverage of private placements.

4.11.8.5 Intended harmonisation

The Banco de Portugal is currently working on a project intended to restructure the international securities database and the reporting system used in the elaboration of

portfolio investment data. In this regard, the ISIN coding system will be widely used in the near future.

4.11.9 Financial derivatives

4.11.9.1 Specific features of data collection

A new system for the collection of data for financial derivatives is being implemented. This new system is based on a monthly survey, among the more important banks in this domain, on both flows and positions for assets and liabilities. This new survey takes into account the recent recommendations of the ECB.

Financial derivatives transactions were essentially captured through the settlements system, which has a specific code for this type of transaction.

The criteria for the geographical allocation of the counterpart are based on the country of residence of the clearing house, in the case of contracts traded in organised markets, and the country of the counterpart, in the case of over-the-counter (OTC) contracts.

Banks have to report their own positions and positions opened by their clients (mainly enterprises and individuals). Data for the general government and monetary authorities sectors will have to be compiled from other sources, namely the Treasury and the Operations and/or Accounting Departments of the Banco de Portugal. Monthly data are available with a breakdown by institutional sector of the resident counterpart to the transactions.

The instrument breakdown available is based on the type of instrument and market risk, in accordance with the structure defined in the BPM5 for "Selected Supplementary Information". The instruments available are futures, options, swaps, forward transactions

and others (a residual figure that might include, for example, credit derivatives). The possible market risks are foreign exchange, single currency interest rate, equities, commodities and others (a residual figure).

The treatment of individual instruments is fully consistent with the ECB recommendations as approved by the Working Group on Statistics of the EMI (April 1998).

A breakdown of data by inflows and outflows is available. This breakdown is consistent with the recommendations of the IMF suggesting that if, because of market practice, compilers are unable to implement this approach (that is, a separation between assets and liabilities according to the market value of the contract), it is recommended that all cash settlement receipts are recorded as a reduction in financial assets, and all cash settlement payments be recorded as a decrease in liabilities.

The recording of the net stream of settlement flows associated with interest rate derivatives and all other transactions in interest rate derivative instruments is made under financial derivatives.

The premia for options are registered as financial derivatives.

4.11.9.2 Definitions

The recording of margin payments for options and futures is carried out according to the ECB recommendations, i.e., initial margins and option-style variation margins are compiled through the settlements system and registered as "Currency and deposits" under other investment, and the futures-style variation margins are to be compiled through the above-mentioned new survey and recorded as financial derivatives.

4.11.9.3 Deviations from agreed definitions

The identification of the country of the counterpart in the case of OTC contracts may not always be conducted on the basis of the risk exposure, but may in some cases be based on the country of settlement, booking or trading.

4.11.9.4 Gaps

See Sub-section 4.11.9.3.

4.11.9.5 Intended harmonisation

None.

4.11.10 Other Investment

4.11.10.1 Specific features of data collection

The collection system for other investment relies mainly on the information reported via COE registers. Data regarding the external loans and borrowings of general government are provided by the Treasury.

Actual flows of other investment, and not the change in stocks, are registered in the b.o.p.

Geographical breakdowns of historical data concerning other investment are available as from January 1996.

Sectoral, instrument and original maturity breakdowns are available, in the other investment category, on a monthly basis.

Trade credits are estimated on a monthly basis using the answers to a quarterly survey of major exporters and importers, asking for accounting information on suppliers' and clients' credits and purchases and sales of goods and services. The time of recording of trade credits is the time of the change of ownership of the items, based on the time of registration in the accounting books of the companies involved in these operations.

4.11.10.2 Definition

In principle, the Banco de Portugal has implemented the recommendations of the BPM5 and the harmonisation proposals made by the ECB.

Short-term claims and liabilities between affiliated enterprises are recorded under direct investment.

Foreign currency notes and coin and financial leasing are included in "loans/currency and deposits" within other investment.

Repurchase agreements, sell/buy-back transactions and bond lending should not be very significant in Portugal. However, since January 1999 new codes have been introduced in the External Operations Nomenclature, in order to collect data on these kinds of transactions within the other investment category.

4.11.10.3 Gaps

None.

4.11.10.4 Intended harmonisation

None.

4.11.11 Reserve assets

4.11.11.1 Specific features of data collection

Part of the general reporting system (see Sub-section 4.11.3.2).

4.11.11.2 Definition

The Banco de Portugal follows the recommendations of the BPM5 and those of the ECB.

Up to now, all instruments have been separately identified within monthly reserve assets figure,

with the exception of financial derivatives. Transactions are calculated through the change in stocks, valued at market prices and converted to euro using daily market exchange rates.

4.11.11.3 Deviations from agreed definitions

There are no significant deviations in the Portuguese b.o.p. data available for reserve assets.

4.11.11.4 Gaps

In accordance with the information from the Accounting Department, the Banco de Portugal does not, for the time being, engage in financial derivatives business. Thus, no autonomous data on financial derivatives on reserve assets are available.

4.11.11.5 Intended harmonisation

The Banco de Portugal is currently awaiting the outcome of the discussions to be held within the ECB. Moreover, contacts between the statistics and Operations and Accounting Departments are being developed in order to obtain statistically consistent data for financial derivatives as well as for the supplementary information within the IMF SDDS framework.

In the near future, some financial derivative instruments will be covered within reserve assets.

4.11.12 International investment position

4.11.12.1 Specific features of data collection

In the past, only a partial i.i.p. (a so-called Net External Position) was made available for Portugal. Once the figures on direct investment, trade credits and financial derivatives were made available, a complete i.i.p. was produced in

September 1999, regarding end-1997 and 1998 stock data. Once they become definitive, statistics for i.i.p. components are mostly compiled using pure stocks data. The Banco de Portugal publishes in the Statistical Bulletin, on a monthly basis, the “Portuguese net external position”, quarterly figures for the main components of the Portuguese i.i.p. namely for direct investment, portfolio investment, financial derivatives, other investment and reserve assets.

4.11.12.2 Definitions

4.11.12.2.1 General

4.11.12.2.2 Direct investment

Data on stocks statistics are available through the Foreign Direct Investment in Portugal Survey (data concerning 1995), and through the Portuguese Direct Investment Abroad Survey (1996 data), which are conducted in alternate years (once every two years). Data supplied to the Banco de Portugal are based on book values, which are supposedly revalued according to accounting principles at current prices. Estimates are produced through a mixed stocks data/accumulation of flows procedure over the following year, in which pure stocks data are not immediately available. In accordance with the ECB requirements for i.i.p. statistics, 1998 stocks data were made available in September 1999.

Data are available on an annual basis and a complete geographical allocation can be provided.

4.11.12.2.3 Portfolio investment

Pure stocks statistics are produced. A specific form is being used to capture stocks data on Portuguese holdings of foreign securities. Detailed annual information is provided on the identity of the investor, the custodian, the denomination of the security (on a security-by-security basis), the codification of the security (e.g. ISIN), the type of security, the identity of

the issuer and the valuation of stocks (physical quantity, currency and quotation of securities). Additional items are requested which were not included in the IMF 1997 Co-ordinated Portfolio Investment Survey. A complete geographical allocation is available according to the country of residence of the security issuer.

Data on stocks of domestic securities held by non-residents are produced on a monthly basis, through the reports collected from custodians (concerning physical quantities and nominal values of securities deposited in non-resident dossiers) and from the stock exchange (concerning prices). A complete geographical allocation is available, based on the country of residence of the first known counterpart.

4.11.12.2.4 Financial derivatives

Data on financial derivatives are available on a gross basis.

Options, futures and interest rate derivatives are valued at market prices. In the case of futures, the market practice usually involves a daily settlement of gains and losses (variation margin), implying that their market value is zero.

4.11.12.2.5 Other investment

Data on monetary authorities' assets and liabilities are derived from the Banco de Portugal's balance sheet. Data on general government assets and liabilities are collected directly from the Treasury. Data on banks' assets and liabilities are collected through external positions of the banks' balance sheets (specific forms, the CPE – External Position Report, are used to check the consolidation for the system). Deposits of resident non-banks in non-resident banks are compiled from a mixture of BIS figures/the accumulation of flows. Stocks figures on loans are derived from pure stocks data/the accumulation of flows. A quarterly survey of major exporters/importers is used to produce stocks data on trade credits.

4.11.12.26 Reserve assets

The balance sheet of the Banco de Portugal and the information reported by the Treasury are the sources of these data. They are available, for this purpose, on a monthly basis.

4.11.12.3 Deviations from agreed definitions

Book values, supposedly revalued at current prices according to accounting principles, are applied to the stocks figures on direct investment, instead of pure market values. The first disclosure of data is based on mixed stocks data/accumulation of flows. After the results of the surveys are made available, the figures become definitive, the final data being based on pure stocks statistics.

The first known counterpart criterion is applied to split stocks on portfolio investment liabilities.

In the case of financial derivatives, contracts for hedging purposes are not always valued at market prices.

4.11.12.4 Gaps

Autonomous data on financial derivatives, within reserve assets, are not available for the time being.

4.11.12.5 Intended harmonisation

None.

4.11.12.6 Estimation methods

None.

4.11.13 Administration

4.11.13.1 Titles of publications

The titles of the publications produced by the Banco de Portugal on b.o.p. statistics are:

Statistical Bulletin – on a monthly basis;
Monthly Economic Indicators – on a monthly basis;
Economic Bulletin – on a quarterly basis;
Annual Report – on an annual basis.

4.11.13.2 Contributors

This country information was drafted by the ECB's Balance of Payments and External Reserves Division and subsequently amended and agreed with Portugal. Enquiries of a general nature should be addressed to the Press Division of the ECB. Enquiries specific to Portugal should be addressed to:

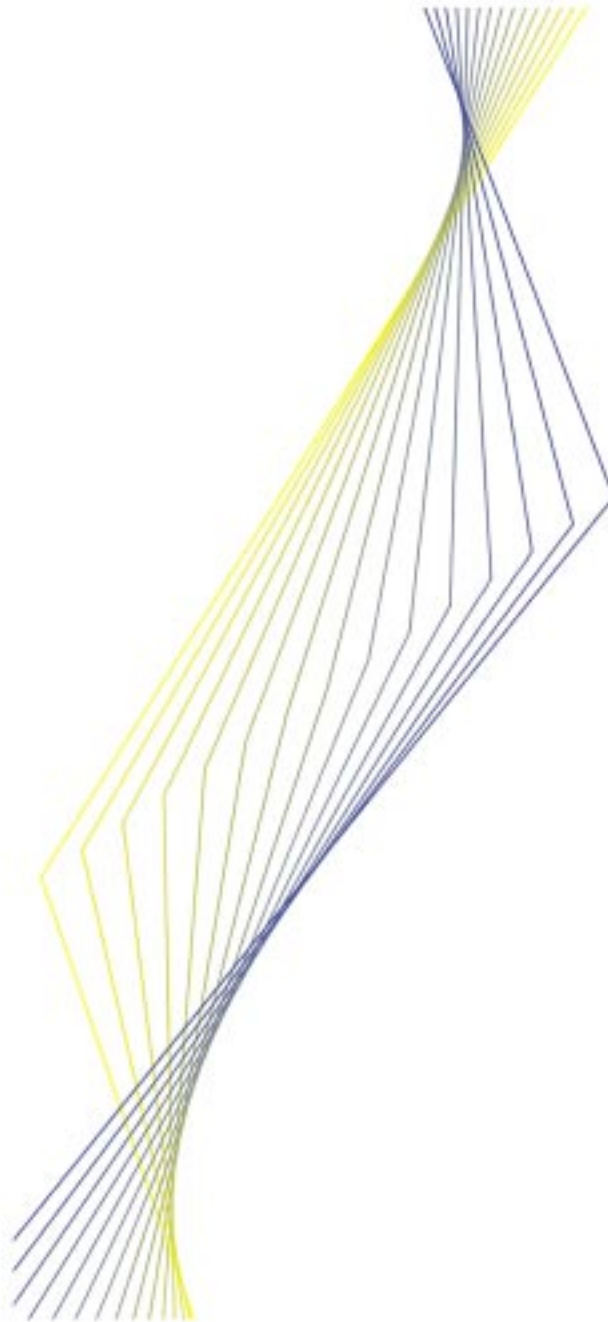
Ms Ana Margarida de Almeida
Banco de Portugal
Statistics Department
Balance of Payments Statistics Division
Av. Almirante Reis, 71 – 6°

1150 012 LISBOA
Portugal

Tel.: (00351) 1 312 8374
Fax: (00351) 1 355 6749



EUROPEAN CENTRAL BANK



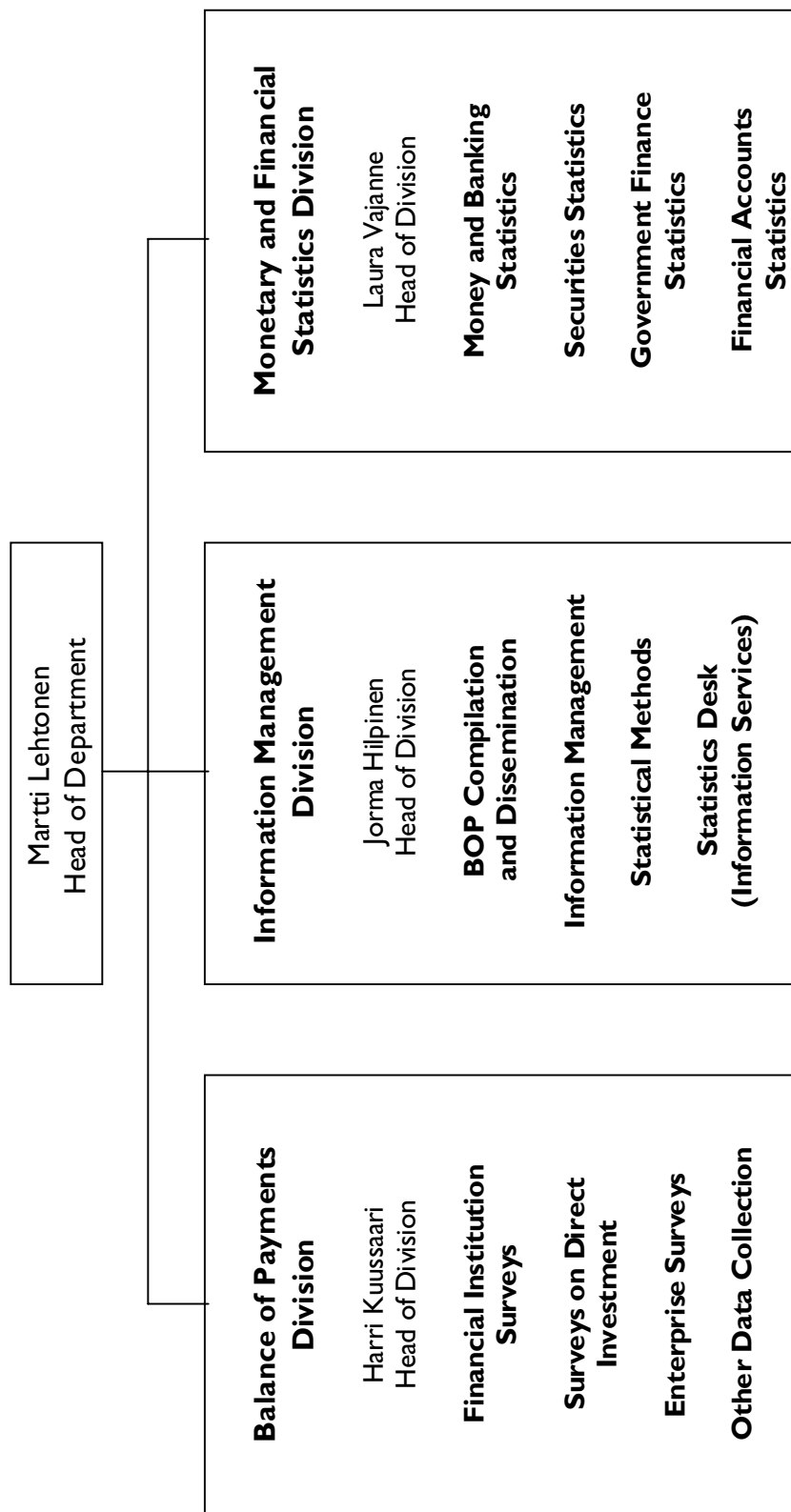
Finland

November 1999

Finland

4.12.1 Organisational chart(s)

**Suomen Pankki - Finlands Bank
Statistics Department**



(Unofficial translation)

4.12.2 Institutional aspects

4.12.2.1 Introduction

Suomen Pankki has been responsible for compiling Finnish balance of payments (b.o.p.) statistics since 1948. This responsibility was seen as natural because exchange controls were carried out by Suomen Pankki. The system for compiling statistics has altered over time to reflect the changing stance of exchange controls and, finally, the liberalisation process, which took place during the 1980s; exchange controls in Finland were abolished in full in 1991.

4.12.2.2 Legislative provisions

Residents are obliged under Section 28 of the Act on the Bank of Finland (214/1998), which entered into force on 1 January 1999, to report all international transactions they undertake to Suomen Pankki. Failure to report such transactions may result in a fine.

4.12.2.3 Internal organisation

Since 1 June 1999 the compilation of statistics in Suomen Pankki has been centralised in the new Statistics Department, which is composed of the former Information Services Department (b.o.p. statistics) as well as of parts of the former Monetary Policy Department (money and banking statistics) and the former Economics Department (unofficial quarterly financial accounts). Some thirty members of staff work in the field of b.o.p. statistics. They are divided into teams for the processing of data on banks and other financial institutions as well as securities trading (seven), data on the corporate sector (four), direct investment data (five) and the compilation, estimation and information service (ten). Moreover, a separate team (three) provides general data processing expertise.

4.12.2.4 External co-operation

There is a close relationship between Suomen Pankki, Statistics Finland and the National Board of Customs in the compilation of various statistics. Statistics Finland prepares, inter alia, the National Accounts and data on price indices. Suomen Pankki focuses its statistical activities on the statistics compiled for the ECB. With regard to the b.o.p. and the international investment position (i.i.p.), this means that the emphasis is on the production of the financial account and income data on a monthly and a quarterly basis. Suomen Pankki and Statistics Finland liaise closely in the compilation of data for the current account items. The responsibility for producing detailed structural b.o.p. data on the international trade of services mainly for the European Commission (Eurostat) will increasingly be taken over by Statistics Finland during the next few years. The official foreign trade statistics produced by the National Board of Customs are used in the b.o.p. as well as in the national accounts.

4.12.2.5 Users

Data in line with the standard components of the IMF Balance of Payments Manual (5th edition, BPM5) are supplied to international organisations, such as the ECB, the European Commission (Eurostat), the OECD, the IMF and the BIS, on a regular basis.

At the national level b.o.p. and i.i.p. data are used by Statistics Finland in its national accounts. In addition, Statistics Finland and the Research Institute of the Finnish Economy (ETLA) operate as data distributors in that they collect and distribute b.o.p. data, for instance, via their commercial economic databases. The data are also supplied to various organisations, such as the Ministry of Finance, research institutes and universities.

4.12.3 Statistical system

4.12.3.1 Type of collection system

The current data collection system for the b.o.p. and the i.i.p. was introduced in 1991. It is a pure survey-type system as the collection of data on settlements ceased at the beginning of 1999. For the financial account, surveys have been the source of information since 1991; for the current account, time series methods have replaced the settlement data in the preliminary statistics, except in the case of, first, trade statistics, which are compiled on a monthly basis by the National Board of Customs and, second, investment income data, which are based on surveys.

A work programme to find indicative barometer data on services has been initiated. Statistics Finland will produce the final and structural data of services. The traditional surveys carried out by Suomen Pankki concern the foreign financial assets and liabilities (stocks, flows, valuation items and income) of enterprises, banks, other financial institutions and the general government as well as direct investment, securities trading and custodian services. An essential element in conducting surveys is the use of various registers for selecting respondents who are sufficiently significant with regard to the financial account.

The Finnish b.o.p. compilation system is based on monthly frequency. Since 1 January 1999 it has been fully compliant with the BPM5. Between 1994 and 1998 Suomen Pankki compiled current account data according to the SNA (1968 edition) standards for domestic usage. Data on most of the b.o.p. components are collected on a monthly basis, e.g. trade account data, investment income data and data on most items in the financial account, including reserve assets. As the collection of settlements ceased on 1 January 1999, data related to international trade in services, current transfers, compensation of employees and the capital account are only available on a quarterly or an annual basis.

Financial stocks are produced simultaneously with the monthly b.o.p. The monthly stocks data also serve as an important quality control tool for the registration of international capital flows, which allows the consistency between flows and stocks to be monitored.

The Finnish b.o.p. compilation process is described in figure 1.

The data sources as well as the estimation and compilation methods are described in more detail in Sub-sections 4.12.4 to 4.12.12.

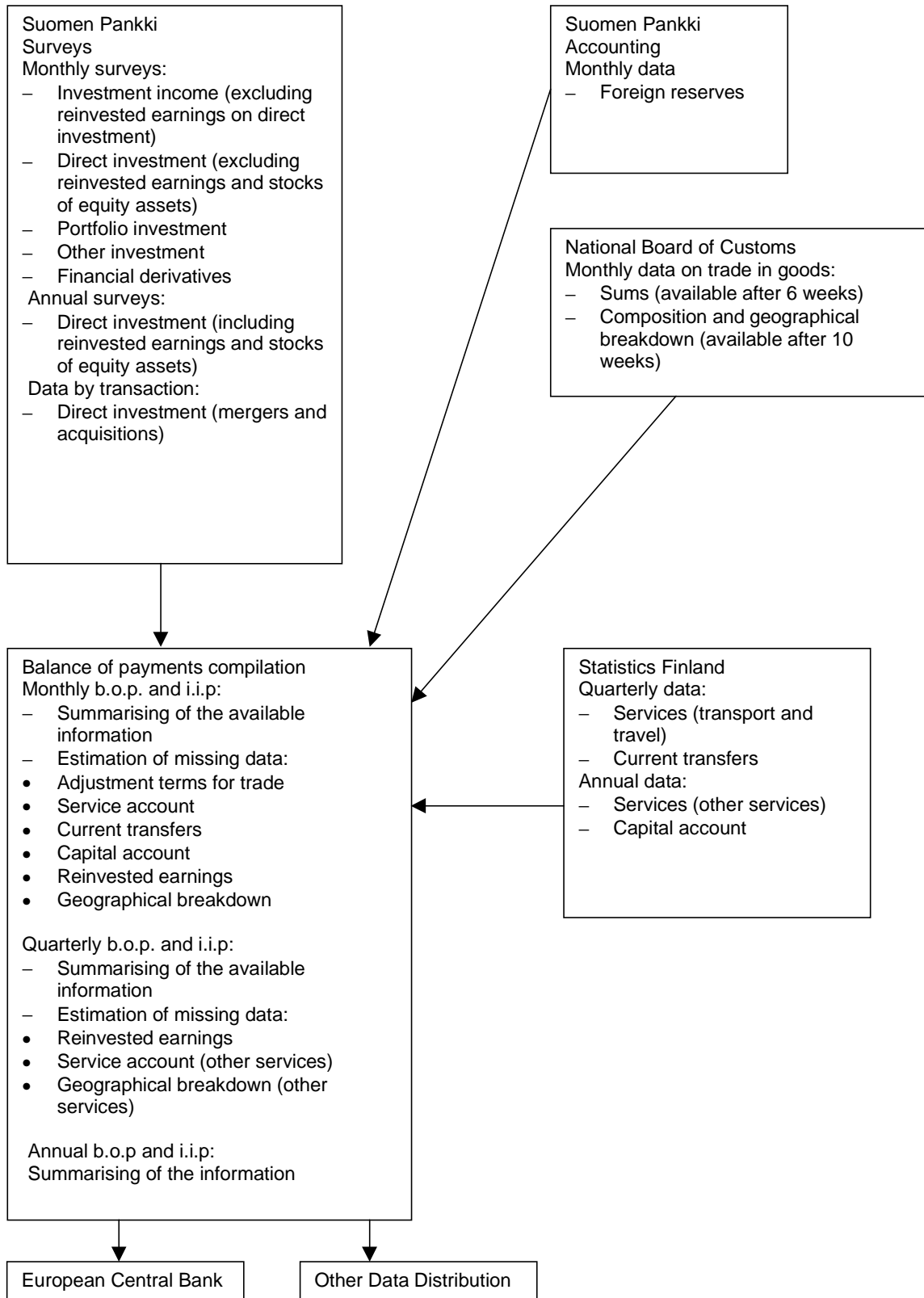
4.12.3.2 Reporting agents

(i) Enterprises, households, general government and financial institutions

The official register of enterprises and establishments is received from Statistics Finland on an annual basis. It contains information on around 250,000 undertakings. Currently the commodity trade register received from the National Board of Customs includes some 10,000 enterprises, but in practice only a few hundred have significant flows in the financial account. Similar registers of enterprises engaged in foreign commodities trading and enterprises under foreign ownership, as well as publicly available data (e.g. newspapers, the Internet and data banks on mergers and acquisitions), have replaced settlement data as the data used when targeting the populations of enterprises in order to conduct the b.o.p. surveys.

For detailed monthly information on stocks, flows, valuation items and income of financial items, including separate data on inter-company financial items (equity capital, loans and trade credits), Suomen Pankki conducts surveys on banks, other financial institutions and general government agencies. All banks, most other financial institutions and general government agencies are covered. Non-probability sample surveys are used for the corporate sector. Formerly, the coverage of samples was monitored on the basis of settlement data.

Figure 1: The Finnish b.o.p. compilation process.



Owing to the abolition of the settlement data collection system, new quality control methods and procedures for targeting the sample surveys are under development. Approximately 100 consolidated enterprises are surveyed for financial flows and stocks. Around 60 enterprises responded to the 1998 survey on banks and other financial institutions and to that on securities brokers. Securities brokers report the foreign securities trade affected by the domestic sectors. Data on statistically important international mergers and acquisitions which are not covered by the monthly surveys are requested from the Finnish counterparts to the transactions.

Suomen Pankki conducts annual direct investment surveys in order to collect the data on reinvested earnings and direct investment stocks, especially stocks of equity assets. The coverage of direct investment data in the monthly surveys is also improved by the annual surveys. The breakdowns of direct investment by geographical location and economic activity are likewise based on the annual surveys. The sample for the annual survey of direct investment abroad consists of around 100 consolidated enterprises. The annual sample survey of direct investment in the domestic economy consists of some 600 respondents. The direct investment surveys are carried out every five years as a census based on the register updated by the annual surveys and other information. The same definitions and concepts are used in the monthly surveys and in the annual direct investment surveys.

For trade credits, a larger number of enterprises must be surveyed at intervals of a few years in order to check the levels of data.

There are no major gaps in the reporting system. However, since the data collection is based on non-probability sample surveys taken from a changing reporting population, it is possible that the coverage in terms of respondents is insufficient. When the survey system was introduced, the frame was maintained by using the settlement data. At the time

grossing-up procedures were used more often because the target population was more precisely identified. When the quality of the settlement data deteriorated, the number of respondents was increased and the practice of grossing-up was abandoned for most items. In future, the maintenance of the frame will be the most difficult problem facing the system. Larger surveys in which all potential respondents are included must be conducted systematically in order to find the appropriate grossing-up coefficients.

(ii) Monetary authority

Suomen Pankki reports on the external monetary position.

(iii) Customs and INTRASTAT

The commodity trade data are based on the official foreign trade statistics produced by the National Board of Customs. The Board of Customs publishes the monthly global commodity trade figures within six weeks and geographical details within ten weeks. This means that the split between the euro area and other countries must be estimated for the first preliminary b.o.p. data to be reported to the ECB. A more timely provision of the euro area/non-euro area split is being developed at the Board of Customs. Similarly, the application of the consignment principle requires additional efforts. The f.o.b.-f.o.b. calculations are based on detailed historical data and the update of this information is forthcoming.

4.12.3.3 Thresholds

Suomen Pankki designs the surveys and the residents selected to be respondents are obliged under the Act on the Bank of Finland to report.

4.12.3.4 Availability of data

B.o.p. statistics with a euro area/non-euro area breakdown have been available on a monthly basis since January 1999; however there is no further breakdown on a country-by-country

basis. Historical data according to the BPM5 are available as from 1986, except for financial derivatives (these data are available only from 1994 onwards).

4.12.3.5 Timeliness

The respondents are obliged to reply by the 15th banking day after the end of the reference month. The processing of the financial survey data takes approximately three weeks. The National Board of Customs delivers its preliminary trade statistics approximately six weeks after the end of the reference month. All in all, there are only a few days for the overall quality assessment of the monthly data. The first preliminary data are published at the national level after submission of the data to the ECB.

4.12.3.6 Compilation frequency

The Finnish b.o.p. is compiled on a monthly basis.

4.12.3.7 Data controls

Survey data relating to major enterprises are compared with balance sheets and news on international mergers and acquisitions. Bilateral contacts with these enterprises have been intensified during recent years. Similarly, the b.o.p. banking data are compared with the banks' balance sheet data. Recently, new procedures for the comparison of MFI banking data with the b.o.p. data have been introduced. An understanding of the behaviour of firms and banks and their balance sheet statements is a necessary precondition for an effective quality control of surveys. Moreover, time series methods are widely employed in quality control. Finally, the statistical properties of the errors and omissions are tested.

The survey system requires quality control work in view of the coverage of non-probability samples and the sample direct investment survey. Major month-to-month grossing-up is

carried out for stocks of import-related supplier credits and import advances on trade credits for other investments. As for direct investment, the month-to-month adjustment is also conducted for the flows and income after the annual survey data become available. Census surveys are conducted on all financial items every five years.

4.12.3.8 Revision policy

Data previously published can be revised. Monthly preliminary data are revised during the following month and thereafter on a quarterly basis. Quarterly data are revised when the data for the next quarter are published. Following this, the revision timetable adheres to that of the National Accounts.

4.12.3.9 Dissemination

Suomen Pankki disseminates the monthly b.o.p. and net i.i.p. six weeks after the end of the respective month. Data are available in monthly statistical bulletins as well as on the Web site (www.bof.fi) and in the Statistical Review of the Bank. More detailed data on the b.o.p., net i.i.p. and net external debt, including a separate annual publication on direct investment, are published at quarterly and annual intervals. Detailed data are available from public and commercial databases (Statistics Finland and the Research Institute of the Finnish Economy (ETLA)). Details of the data users are given in Sub-section 4.12.2.5.

Both the publishing and the revision timetables are available in advance on the Web site of Suomen Pankki (<http://www.bof.fi>), Statistics Finland (<http://www.stat.fi>) and in the IMF's SDDS (<http://dsbb.imf.org/sdds.htm>).

The titles of the publications produced by Suomen Pankki on b.o.p. statistics are listed in Sub-section 4.12.13.1.

4.12.4 Implementation

4.12.4.1 Monthly key items

Suomen Pankki can provide all monthly b.o.p. key items data within 30 working days after the end of the month to which the data relate.

Most of the monthly key items are based on the same sources as the quarterly and annual data owing to the monthly b.o.p. collection system. Exceptions are the data relating to international trade in services, compensation of employees, current transfers and the capital account. Monthly information on reinvested earnings is based on estimates.

The euro area/non-euro area breakdown was implemented in the survey system at the beginning of 1999. For commodity trade data, a full breakdown by country is available, but only after a 10-week delay. Therefore, the monthly euro area/non-euro area breakdown is estimated by Suomen Pankki for the preliminary figures. Estimation is also applied to the geographical breakdown of the other current account data in the monthly key items.

4.12.4.2 Estimation methods for monthly key items

4.12.4.2.1 For the current account in general

The National Board of Customs is responsible for the compilation of the Finnish foreign trade statistics. The trade statistics are based on the f.o.b.-c.i.f. (exports-imports) principles. For the b.o.p. statistics, Suomen Pankki adjusts trade data to the f.o.b.-f.o.b. basis. In addition, Suomen Pankki makes preliminary estimations of the euro area/non-euro area breakdown of the monthly b.o.p.

The National Board of Customs publishes both extra and intra-EU15 trade data according to the final-destination/country-of-origin principle. However, the consignment country data is also collected for imports. Suomen Pankki will introduce the consignment principle to imports

in 1999, once technical problems in data interchange have been solved. Data are not seasonally adjusted.

The Board of Customs publishes monthly data in several steps. The preliminary aggregate trade statistics, excluding both country and industry breakdowns, are published approximately six weeks after the end of the month to which they relate. Monthly statistics, including country and industry-level information, are published approximately ten weeks after the month to which they relate. The data are revised by month several times in the course of the year. The final annual data become available in May.

Suomen Pankki estimates the monthly adjustment items for f.o.b.-f.o.b. conversion on the basis of historical data. In the late 1990s BPM5-based exports have exceeded the merchandise values of customs by approximately 0.5%. In imports BPM5 values have been approximately 4.5% lower than the customs values in general and approximately 6% lower for extra-euro area imports.

The preliminary monthly data on international trade in services are based on estimations by Suomen Pankki. Statistics Finland compiles quarterly statistics on transportation and travel as well as annual statistics on other services.

The preliminary monthly figures produced by Suomen Pankki are based on quarterly forecasts which are produced on the basis of structural time series models (STMs). The quarterly values for the other services are estimated on the basis of their historical share in total international trade in services. The estimated quarterly figures are compared with the forecasts made by the Economics Department. The aggregated quarterly estimates on services are interpolated to the monthly level using the cubic spline method.¹

¹ The cubic spline finds the monthly path which fits best between quarterly data points, constraining the sum of the three individual months to the published quarterly total. This generates a "smooth" series without any jumps which could occur between quarters if, for instance, a monthly series were derived simply by dividing each quarter into three equal months.

Experiments have been conducted to try to apply system (multivariate) time series modelling to the forecasting of the main items of trade and services. The aim is also to find relevant quantitative and qualitative indicators which could also be used as explanatory variables in system modelling.

Data are revised in two stages. The first revisions are made when quarterly data become available. The preliminary estimates relating to transportation and travel are replaced by the actual data, and estimates concerning other services are revised accordingly. The other revision occurs when the annual data on other services become available.

The data concerning compensation of employees are available from Statistics Finland only on an annual basis. The monthly and quarterly figures are estimated by Suomen Pankki, on the basis of historical data. Owing to the small weight of compensation of employees in the Finnish b.o.p. the simplest possible technique is used: compensation of employees is expected to be on the same level as in the previous year. Neither trend nor seasonal effects are calculated.

The euro area/non-euro area breakdown is based on historical data.

The monthly preliminary estimation of current transfers is performed separately for private and public current transfers. Owing to the small weight of private current transfers, the simplest possible technique is used: private current transfers are expected to be on the same level as in the previous year. Neither trend nor seasonal effects are calculated. Data concerning public current transfers (central government only) are available from the Ministry of Finance and the central accounting function of the Treasury on a monthly basis.

The euro area/non-euro area breakdown of private current transfers is based on historical data. It is possible to obtain the geographical breakdown of public transfers by area.

4.12.4.2.2 For the income account

For investment income, see Sub-section 4.12.5.

4.12.4.2.3 For the direct investment account

See Sub-section 4.12.3.2 for a general description of the system and Sub-sections 4.12.7 to 4.12.12 for detailed information on the compilation of data on direct investment, portfolio investment, financial derivatives, other investment and reserve assets.

4.12.4.2.4 For the portfolio investment account

4.12.4.2.5 For the financial derivatives account

4.12.4.2.6 For the other investment account

4.12.5 Investment income

4.12.5.1 Specific features of data collection

4.12.5.1.1 General

The collection of Investment income data is based on monthly surveys directed at enterprises, monetary financial institutions (MFIs), central government, local government and securities brokers. The Accounting Department is responsible for the data related to Suomen Pankki. The monthly data on reinvested earnings are based on estimations. Final data are derived from annual surveys. In addition, the accruals on government bonds and the geographical breakdown of portfolio income debits are based on estimations. Quarterly and annual data are aggregated monthly information.

Reporting agents identify monthly investment income flows, and income on interest-bearing instruments is recorded on an accruals basis. On the assets side, a breakdown into income on euro area and non-euro area assets is available. Reporting agents are instructed to apply the creditor/debtor principle in the surveys.

According to a preliminary empirical study, the phenomenon of a bias towards an under-recording of credits does not seem to be apparent in the Finnish data. When comparing the investment income credits to the stock of assets, the derived implicit interest rate is consistent with market rates.

The geographical breakdown (euro area/non-euro area) for investment income has been in a readily available format on a quarterly basis since 1994.² However, this information (excluding direct investment income) is based on settlement data, so that the creditor/debtor principle cannot be applied. Instead, the country of settlement is used, which may be misleading and distorts the allocation in favour of major international financial centres.

Investment income is broken down further into:

- direct investment income - equities and debts;
- portfolio investment income - equities and debts (bonds and notes, money market instruments); and
- other investment income.

The definitions applied conform to the BPM5.

4.12.5.1.2 Income on direct investment

Direct investment income data with a euro area/non-euro area breakdown of inward and outward investment are compiled on a monthly basis. Preliminary data on distributed dividends and interest on inter-company loans on an accruals basis are derived from the monthly surveys on foreign assets and liabilities. Reinvested earnings and dividends distributed by foreign-owned enterprises in Finland are based on estimates by Suomen Pankki, before the data from the annual direct investment surveys become available. The preliminary results of the surveys are available within six months of the end of the reference year and the quality-controlled results within nine months.

² In principle, the split is available for backdata from

The final figures for direct investment income are based on the annual direct investment surveys.

Quarterly and annual income data are consistent with monthly data. Annual income data are available by economic activity of Finnish investor/Finnish investee and by country of immediate foreign investee/foreign investor.

4.12.5.1.3 Income on portfolio investment

Reporting agents identify income on equities/CILs on a cash basis and income on bonds, notes and money market instruments on an accruals basis. A breakdown by sector is available for all instruments.

Income on equities:

For credits, reporting agents covered by the survey of securities brokers identify monthly income on the foreign assets (equities and CILs) in their custody. Other reporting agents identify income on their own foreign assets. The income on CILs is also reported on a cash basis, as the amounts are negligible. Reporting agents are furthermore required to divide the income according to the euro area/non-euro area split.

For debits, the amounts reported in the survey of brokers are negligible, except in March and April when most Finnish companies pay out their dividends. Estimation methods for producing the euro area/non-euro area split are currently under consideration.

Income on bonds and notes and on money market instruments:

For credits, reporting agents in the survey of brokers identify monthly income on the foreign assets in their custody. Other reporting agents identify income on their own foreign assets. Bonds/notes and money market instruments are reported separately in the surveys, and a euro area /non-euro area split is required.

For debits, reporting agents in the survey of brokers identify monthly investment income

debits on the foreign liabilities in their custody. Other reporting agents identify debits on their own foreign liabilities. In the case of the survey of brokers, estimation methods are applied to derive accruals (see Sub-section 4.12.5.6).

The accruals principle (based on stocks) is applied to both credits and debits on all debt instruments. For bonds/notes, reporting agents are instructed to accrue interest on their stocks monthly, taking into account discounts/premiums on the issue price. Thus, accrued interest is based on effective (historical cost) interest rates, and flows/stocks are reported at market price (dirty price). The difference between the issue price and the nominal price in the case of zero-coupon instruments is also accrued during the life of the instrument. In the survey of brokers transactions are to be reported at market value, thus including interest accrued since the last coupon. Reporting agents also identify interest on a cash basis for quality control purposes.

Implied interest on repo transactions (or net interest in the case of coupon washing) is impossible to identify in the current reporting system, but there is reason to believe that this factor is not very significant in the Finnish b.o.p. Nevertheless, a project concerning the importance of repos in the Finnish b.o.p. is under way.

4.12.5.1.4 Income on other investment

The respondents report interest on an accruals basis for all types of assets, including interest on loans to non-affiliated enterprises. The survey system does not collect information from private individuals because the amount of other investment income flows arising from the household sector is considered to be insignificant.

Leasing payments made according to the agreement are considered to include in the principal both repayments and interest, and they are reported in the monthly survey as

described in the agreement. Income on trade credits is not recorded because, in practice, trade credits are payable without interest.

4.12.5.2 Definitions

Suomen Pankki primarily applies the recommendations of the BPM5 for investment income.

4.12.5.3 Deviations from agreed definitions

None.

4.12.5.4 Gaps

None.

4.12.5.5 Intended harmonisation

In the annual direct investment surveys respondents are requested to report both the total profits of direct investment enterprises and, separately, the capital gains and losses included in the total profits. In practice, it is difficult to control the quality of reported data on capital gains and losses. Suomen Pankki will, however, use this information to exclude capital gains and losses from reinvested earnings for the final 1998 figures and subsequent ones.

4.12.5.6 Estimation methods

Direct investment:

The preliminary results of the surveys are available within six months of the end of the reference year and the quality controlled results within nine months. Suomen Pankki estimates the yearly results of the direct investment enterprises. The figures related to the results of enterprises for the previous year are considered to be a proxy for the results in the current year. The developments in the global

economy and any noteworthy changes in the population of direct investment enterprises are taken into account in the estimation as well. The monthly estimates of the results are calculated by dividing the yearly estimates by twelve. The monthly estimates of reinvested earnings are calculated by deducting monthly dividend payments from the monthly estimates of the results of direct investment enterprises.

Since the preliminary data from the annual surveys for the previous year are available within six months, the estimates of reinvested earnings for the first four months of the current year are based on the annual survey two years earlier. The estimates are revised for the first time in June, once the preliminary results of the survey for the previous year have been processed, and the second revision takes place on the basis of the more controlled survey data in September for the figures for the period from January to August. At the same time, when the monthly estimates of reinvested earnings for the current year are revised, the monthly data on all the direct investment income items for the previous year are revised to correspond to the annual data.

As for the dividends distributed by foreign-owned enterprises in Finland, the monthly surveys are not very extensive. For this reason, Suomen Pankki estimates the dividends of foreign-owned enterprises for May and June (traditionally, dividends are distributed in these months), using the annual survey of foreign direct investment in Finland, with the previous year serving as a reference year.

Accruals on government bonds:

The State Treasury cannot report accrued interest on domestic currency-denominated bonds held by non-residents as the ultimate creditor is unknown. Therefore, the accruals on these serial bonds have to be estimated by Suomen Pankki.

The data on which the estimation are based are stocks held in custody, as reported in the survey on brokers. The estimation method is the

historical cost method, as presented by the EMI. This method takes into account discounts/premiums in the issue price of a tranche, and thus implies the use of effective interest rates when calculating the accrued interest. Empirical evidence, as well as the practicality of the method, provided strong arguments in favour of adopting this approach for Finnish b.o.p. purposes.

The actual calculations based on the historical cost method are carried out using two files, one of which is designed to maintain a register of all tenders for any of the the serial bonds in the market. The other file contains a record of the interest accrued on every individual tranche on a month-by-month basis. The interest accrued is calculated as compound interest, and thus takes into account the time which has elapsed since the last coupon payment.

The euro area/non-euro area split of portfolio investment income debits is based on the use of the ISIN codes of government bonds. In the Finnish b.o.p. government bonds account for approximately 70% of the entire portfolio investment debt securities, which, given the obvious limitations of the method, implies that the method should provide a good estimate of the euro area/non-euro area split for portfolio income debits.

4.12.6 Capital account

4.12.6.1 Specific features of data collection

Statistics Finland is responsible for the collection of capital account data. The data only partially cover the capital transfers of central government on a quarterly basis. Preliminary quarterly figures are adjusted if necessary when final annual figures become available.

4.12.6.2 Definition

Current and capital account classifications follow the recommendations of the BPM5. The

central government data are compiled on the basis of the State's annual accounts, which makes it possible to identify current, capital and financial transfers between Finland and the EU. Debt forgiveness by the central government is recorded by the Ministry of Foreign Affairs.

The euro area/non-euro area breakdown is based on current information.

4.12.6.3 Deviations from agreed definitions

None.

4.12.6.4 Gaps

As from 1999 data on capital transfers by the central government are available on a quarterly basis. No estimation methods for preliminary data have been developed owing to the small amounts involved and the high level of volatility.

4.12.6.5 Intended harmonisation

None.

4.12.7 Direct investment

4.12.7.1 Specific features of data collection

Flows and stocks of inward and outward direct investment are compiled on a monthly basis. The preliminary figures are based on the monthly surveys of foreign assets and liabilities and on the data on statistically important international mergers and acquisitions (purchase or selling price of at least EUR 10 million) which are not covered by the monthly surveys. Before the results of the annual surveys are available, reinvested earnings and exchange rate and other valuation changes in equity assets are estimated.

The data from the annual direct investment surveys is used to improve the coverage of the

preliminary monthly flows and stocks figures. In other words, the annual surveys provide Suomen Pankki with information on the stocks of inter-company loans and trade credits from the respondents not covered in the monthly surveys, and the corresponding flows of these items are estimated as a change in stocks. All those Finnish direct investors and foreign direct investment enterprises that, according to publicly available information, have been involved in an international merger or acquisition during the year are included in the annual survey. In this way, it is possible to check that all relevant mergers and acquisitions have been recorded in the flows figures.

Quarterly and annual flow data are consistent with monthly data. The monthly stock figures are calculated by accumulating monthly flows, exchange rate and other valuation changes to the year-end stocks.

Annual flows and stocks data are available by economic activity of the Finnish investor/investee and by country of the immediate foreign investee/investor within around nine months of the end of the reference year. Monthly and quarterly data have been compiled with a euro area/non-euro area breakdown as from the beginning of 1999. The geographical breakdown of historical monthly data can be estimated using the annual geographical data.

4.12.7.2 Definition

Suomen Pankki applies the 10% principle for the direct or indirect ownership of the equity of an enterprise as the criterion for direct investment. So-called special purpose entities are defined as direct investment enterprises. Direct investment capital transactions are recorded on a directional basis.

The components of direct investment capital are equity capital, reinvested earnings and other capital. The item other capital consists of inter-company loans and trade credits. Trade credits have been recorded in direct investment as from the beginning of 1999. Earlier they were recorded under other investment.

Owing to the survey-based data collection, equity contributions without payment (i.e. the provision of real or financial assets) are also covered.

Both short-term and long-term inter-company loans are included in direct investment capital. To be more precise, the respondents are asked to report promissory note loans, leasing credits, subordinated loans equivalent to equity and those deposits in intragroup accounts that the respondent classifies as inter-company assets and liabilities in its own accounting as inter-company loans.

In the annual direct investment surveys, Suomen Pankki collects stocks data on the possible inter-company debt securities outstanding at the end of the year. Reported inter-company debt securities have been insignificant in value and are therefore not included in the direct investment figures.

In the annual direct investment surveys data are also collected on any cross-participations of less than 10% existing at the end of the year. So far, there are few foreign direct investment enterprises which own shares in Finnish direct investor enterprises.

4.12.7.3 Deviations from agreed definitions

Stocks of equity assets are based on the balance sheets of direct investment enterprises, and the balance sheets are generally reported on a historical cost basis.

4.12.7.4 Gaps

None.

4.12.7.5 Intended harmonisation

In the annual direct investment surveys the respondents are requested to report both the

total profits of direct investment enterprises and, separately, the capital gains and losses included in the total profits. In practice, it is difficult to control the quality of the data reported on capital gains and losses. Suomen Pankki will, however, use this information to exclude capital gains and losses from reinvested earnings for the final 1998 figures and subsequent ones.

Suomen Pankki will also implement the method described in Sub-section 4.12.7.6 for distinguishing direct investment from investment in shares listed in Finland. This change will be implemented for the final 1998 figures and subsequent ones.

4.12.7.6 Estimation methods

See Sub-section 4.12.5.6 for the estimation methods for reinvested earnings.

Estimation of monthly exchange rate and other valuation changes in equity assets:

Suomen Pankki estimates monthly exchange rate changes in equity assets of outward investment using the annual data on the geographical breakdown of stocks of equity assets abroad. In addition, any large valuation changes originating from individual international mergers and acquisitions are estimated using the purchase or selling price of the shares and the latest balance sheet value of the shares.

The estimation of direct investment in shares listed in Finland:

Suomen Pankki will use the same data source as for other international mergers and acquisitions, i.e. publicly available information. There is a lot of information available, especially on companies listed in Finland. On the Web site of the Helsinki Exchanges the stock exchange bulletins of companies listed in Finland are available. In these bulletins the companies are to report on all mergers and acquisitions. According to the Finnish Securities Market Act, the companies also have to report if the ownership or voting power of an individual shareholder exceeds or falls below 5%, 10%, 20%, 33%, 50% or 66%. If the

date and the purchase or selling price are not mentioned in these bulletins, Suomen Pankki contacts the company. The market prices of shares can be used as estimates in the case of gradual investments. In addition, with regard to the annual direct investment surveys, the annual reports of all companies listed in Finland in which foreign ownership is at least 10% are examined (information provided by the Finnish Central Securities Depository).

In their annual reports companies publish the lists of their major shareholders at the end of the financial year. In this way, it is possible to check that all the relevant direct investment is included. Suomen Pankki aims to cover only transactions of at least EUR 100 million.

In the monthly data collection the respondents report all the data on purchases and sales of shares listed in Finland under portfolio investment. In order to avoid double recording, Suomen Pankki deducts the direct investment transactions in question from the portfolio investment figures.

4.12.8 Portfolio investment

4.12.8.1 Specific features of data collection

The collection of portfolio investment data is part of the general reporting system (see Sub-section 4.12.3.2), which is based almost entirely on end-investor surveys (directed at non-financial companies, financial institutions and general government) and surveys of brokers. The highly concentrated nature of the Finnish banking and securities markets implies that good quality data are available from a relatively small sample. The wide variety of CII constitutes an exception, though, and certain estimation methods have to be applied (see Sub-section 4.12.8.6). It is also worth noting that the reconciliation of stocks and flows is inherent in the surveys.

The ISIN code is not used directly for the compilation of the Finnish b.o.p., although

reporting agents use it when identifying securities for the euro area/non-euro area split. There is no ISIN security database available at the national level, and some reporting agents in the survey of brokers have encountered considerable difficulties in implementing the euro area/non-euro area split for certain instruments. This has been due to the ambiguity of the ISIN code regarding the issuer in the case of debt instruments. Therefore, a centralised securities database which is available to the reporting agents would be most welcome for the purposes of the Finnish b.o.p.

The euro area/non-euro area split is available for all portfolio investment assets,³ but not for liabilities. Reporting agents are required to break the assets in the surveys down according to the creditor/debtor principle on a monthly basis.

In the banking sector the monthly balance sheets of banks are used for quality control purposes.

4.12.8.2 Definition

Suomen Pankki primarily applies the recommendations of the BPM5 for portfolio investment. The portfolio investment statistics include shares/participations in funds, bonds and money market instruments. Private placement loans are classified as loans and not as portfolio investment. Portfolio investment is broken down by sector and by euro area/non-euro area issuer, but not by country. Money market instruments were introduced into surveys at the beginning of 1994.

The reconciliation adjustment between stocks and flows takes place through exchange rate changes and other changes in the surveys. The item other changes includes price changes and it can be calculated as a residual item. All instruments (both flows and stocks) are to be reported at market value (dirty price in the case

³ The assets split is not available for backdata.

of bonds), and the offsetting entry for accrued interest is recorded monthly under portfolio investment in accordance with BPM5 recommendations. Recording practices for debt instruments take into account premiums/discounts on the issue price. Reporting agents are instructed to exclude service charges, fees and commissions.

As far as the Finnish money markets are concerned, banks' certificates of deposit (CDs) are by far the most popular instrument, but they are mainly used in the domestic interbank market. From the Finnish b.o.p. point of view, Finnish government Treasury bills are the most important instrument, as they are actively traded in the secondary market. Moreover, commercial paper programmes issued by enterprises are apparent in the Finnish b.o.p. There are no significant problems regarding money market instruments in the Finnish b.o.p.

4.12.8.3 Deviations from agreed definitions

None.

4.12.8.4 Gaps

None.

4.12.8.5 Intended harmonisation

None.

4.12.8.6 Estimation methods

Accrued interest on government bonds:

The accrued interest calculated according to the principles described in Sub-section 4.12.5.6 (together with the accrued interest on foreign bonds, as reported by the State Treasury) is recorded monthly in the current account/investment income debits, with an offsetting entry in the portfolio investment credits. When the coupon is paid (reported in the survey of

brokers in the case of serial bonds and by the State Treasury in the survey on government assets and liabilities in the case of foreign bonds), it is deducted from the b.o.p. bond stocks through portfolio investment debits. Finally, it is worth noting that the process produces not only quarterly and annual, but also monthly estimates of the accrued interest in the Finnish b.o.p.

Treatment of mutual funds:

Owing to the large number and, so far, small significance of CII in the Finnish b.o.p., the capital movements pertaining to mutual funds are based on the monthly mutual funds reports published by the Helsinki Stock Exchange. However, certain adjustments to these figures have to be made each month to adapt them for b.o.p. purposes. This adjustment methodology is revised semi-annually, according to the "Mutual Funds Guide" published by the Finnish Association of Mutual Funds, to accommodate changes in mutual funds' portfolio allocation strategies. Furthermore, as mutual funds enhance their popularity among Finnish investors, and as an increasing number of funds alter their portfolio allocation policies to allow for more investments inside the euro area, it is necessary to recognise the need to monitor this particular market carefully in the future.

Estimating the government bond stock:

The end-of-month government bond stocks comprise two elements:

- 1) the end-of-month foreign bond stocks, as reported by the State Treasury in the survey on government assets and liabilities. These stocks are given at market value and take account of the interest accrued/paid;
- 2) the serial bond stocks reported by brokers/custodians in the survey of brokers. The initial, reported stocks are given in terms of nominal value and do not take account of repos. The following two aspects have to be considered when estimating the ultimate adjusted stocks:
 - the initial nominal stocks have to be converted to market value according to the maturity distribution of the stocks;
 - in the Finnish repo market serial bonds are

usually used as collateral. As resident banks are traditionally net creditors in the repo market, and as the bonds used as collateral are deducted by banks' accounting systems from the reported liability stocks vis-a-vis non-residents, an estimate⁴ by Suomen Pankki of the amount of serial bonds used as collateral has to be added to the initial stocks reported by brokers. The figure calculated in this way is then adjusted for the net flows reported by brokers each month.

It is also worth noting that the reported stocks in custody also include certain tranches issued directly abroad through syndication (and already reported by the State Treasury). These tranches have to be subtracted from the stocks in custody to avoid double-counting. When all these adjustments to the initial stocks have been made, the adjusted stocks can be calculated. The total Finnish government bond stocks can then be derived by adding up the adjusted stocks and the foreign bond stocks.

4.12.9 Financial derivatives

4.12.9.1 Specific features of data collection

The collection of financial derivatives data is based on monthly surveys directed at non-financial companies, monetary financial institutions, other financial institutions (including insurance companies), general government and securities broking firms (see Sub-section 4.12.3). Special survey forms have been developed for the purposes of collecting data on derivatives.

In the "end-investor" surveys (directed at non-financial companies, financial institutions and general government) respondents are required to provide data on both flows (net cash payments pertaining to derivatives contracts

entered into with non-residents) and stocks (net value and gross market values of outstanding contracts). Net payments are classified according to the direction of the payments (to or from non-resident counterparties). Flows and stocks have to be reconciled by the respondents, so that information on valuation changes for the reporting month is also included in the reports.

In the survey directed at securities broking firms only flows data are collected. These flows data cover, on the one hand, net payments related to derivative contracts entered into by residents on non-resident derivatives exchanges, classified according to the direction of the payments and the domestic sector involved. On the other hand, the data also cover net payments related to derivatives contracts entered into by non-residents on resident derivatives exchanges, classified according to the direction of the payments.

In line with the ECB recommendations, flow data for derivatives are collected on a net basis only. Payments related to derivatives assets are not distinguished from those related to derivatives liabilities in the surveys. Stocks data are, however, basically collected on a gross basis. The net value of outstanding contracts at the end of the reporting month is broken down into gross positive market value (assets) and gross negative market value (liabilities).

The information collected for derivatives covers both exchange-traded and bilateral, OTC-type derivatives (e.g. options, warrants, subscription rights, futures, forward contracts, foreign exchange swaps and currency swaps). Interest rate instruments are, in principle, included in derivatives (and not in investment income). The respondents report only aggregated data on their derivatives transactions and stocks, and no breakdowns by instruments are provided. Based on earlier observations and experience, however, it is known that currency swaps linked to individual assets or liabilities have been the most common instrument category, especially for central government. As from 1999,

⁴ A separate enquiry to the reporting institutions concerning their repo transactions is under consideration. Meanwhile, however, the estimation method is used.

instruments such as forward contracts and interest rate swaps have also become significant in the data (earlier they were excluded from derivatives). If considered necessary, special inquiries directed at the most important respondents are occasionally conducted to ascertain the breakdown of their derivatives by instrument. Geographical breakdowns are not available.

Regarding the issue of residency in the context of derivatives contracts, identifying the residency of the counterpart should pose no difficulties for respondents in the case of bilateral contracts. In the case of exchange-traded derivatives the decisive criterion has been stipulated as the residency (location) of the derivatives exchange in question.

As for margin payments, respondents have been instructed to report all non-repayable margin payments as derivatives transactions (to be included in net payments) if these can be distinguished. All repayable margin payments (including initial margins and option-style variation margins) and collateral deposits must, as stipulated, be reported as transactions in deposits. If repayable and non-repayable margin payments cannot be separated by the respondent, they will most likely be reported as transactions in deposits.

4.12.9.2 Definitions

Suomen Pankki follows the basic conceptual framework and methodology originally set out in the BPM5 and subsequently revised by the IMF. Nowadays both exchange-traded derivatives and OTC-type derivatives are included. Payments related to interest rate swaps and forward rate agreements (FRAs) are classified as transactions in financial derivatives (and are not recorded in investment income flows).

Regarding practical compilation, Suomen Pankki applies the ECB recommendations, according to which derivative flows should be recorded on a

net basis. Asset and liability flows are not separated; all transactions are aggregated into one figure.

Transactions in derivatives cover, in principle, all payments related to option contracts as well as forward-type contracts (including swaps): payments at inception (option premiums), during the life of and at the close of contracts. Secondary market trades in marketable derivatives are included. The difference between the contract (or strike) price and the prevailing market price in the case of delivery of the underlying instrument in a contract is also classified as a transaction in derivatives. Non-repayable margin payments are included to the extent possible (see Sub-section 4.12.9.1).

The valuation of stocks positions for derivatives is based on gross market values. Assets are defined as the sum of contracts with a positive market value (including purchased options), and liabilities as the sum of contracts with negative market value (including written options).

4.12.9.3 Deviations from agreed definitions

There are no deviations from agreed definitions at the conceptual level, because the survey instructions for respondents are based on these definitions. In practice, however, it may not always be possible for respondents to follow the instructions in full. For example, in the case of delivery of the underlying instrument in a contract, some respondents find it very difficult to report the difference between the contract (or strike) price and the prevailing market price as a transaction in derivatives. Margin payments represent another example (see Sub-section 4.12.9.1)

4.12.9.4 Gaps

None.

4.12.9.5 Intended harmonisation

None.

Credit accounts of companies are classified under other assets and liabilities, except for inter-company accounts, which are classified under direct investment. Short-term claims and liabilities between affiliated enterprises are also recorded under direct investment.

4.12.9.6 Estimation methods

None.

In the Finnish b.o.p. genuine repos and sell/buy-back transactions are recorded under collateralised loans. Under the current reporting system, reporting agents are not required to separate repos from other short-term activities. However, as volumes in the Finnish repo markets have increased dramatically during the last few years (as is also clearly reflected in the b.o.p.), a project to explore ways to gauge repo activity in the Finnish b.o.p. is under way.

4.12.10 Other investment**4.12.10.1 Specific features of data collection**

Data are obtained via monthly surveys (see Sub-section 4.12.3.2). The respondents report monthly data on stocks (at the start and at the end of the reporting month), net changes, exchange rate changes and other valuation changes (not significant) during the reporting month. The compilation of quarterly and annual statistics is also based on data derived from the monthly surveys.

As far as the Finnish repo market practices are concerned, the instruments used in repo transactions are usually Finnish government benchmark bonds. Sell/buy-back transactions are more commonly used than outright ones, but it has to be noted that there seems to be no clear distinction between the two in back-office confirmations. Thus, a crucial feature is that traders agree on the price, so that the ambiguous definitions do not cause confusion. Moreover, some market participants discourage their repo dealers from trading in bonds with a coupon due during the repo period.

The stocks of import-related supplier credits and import advances are grossed up by a coefficient calculated on the basis of the results of a special enterprise survey. This survey is carried out every few years in order to check the possible changes in the coefficient. The net changes for these trade credit items are computed as differences between stocks after the grossing-up procedure.

When the Finnish repo markets were thinner, maturities were largely dictated by settlement day aspects, but now the need for various (longer) repo periods has grown. The popularity of one-week repos, in particular, has increased, but periods of one month or longer are not yet common.

Quarterly data is based on monthly survey data.

4.12.10.2 Definition

Suomen Pankki applies the recommendations of the BPM5. Other investment includes loans, trade credits, currency and deposits, and other assets and liabilities.

4.12.10.3 Deviations from agreed definitions

None.

Loans include promissory note loans (including private placements), financial leasing and repurchase agreements.

4.12.10.4 Gaps

Trade credits include import-related supplier credits, export advances, import advances and export claims.

None.

4.12.105 Intended harmonisation

None.

4.12.106 Estimation methods

None.

4.12.11 Reserve Assets**4.12.11.1 Specific features of data collection**

Data collection forms part of the general reporting system (see Sub-section 4.12.3.2). The Accounting Department reports the data on reserve assets stocks monthly. The flows are derived from this data.

4.12.11.2 Definition

According to the BPM5, the reserve assets comprise gold, special drawing rights (SDRs), the reserve position in the IMF, foreign exchange and other claims. This definition and the ECB recommendations of the Working Group on Balance of Payments and External Reserves Statistics are followed. The breakdown by instrument is available monthly for reporting to the ECB, but is not yet published nationally.

4.12.11.3 Deviations from agreed definitions

At the moment, the market prices of derivative contracts are very difficult to obtain from the accounting data and are therefore missing from the data reported by the Accounting Department. This will be amended in the future, since there is an intention to investigate the matter in greater depth.

In the monthly data the valuation cannot be done by applying the market price principle, since the accounting data is used. The

accounting principles of the ESCB's Accounting and Monetary Income Committee (AMICO) are followed. However, the valuation using market prices is performed quarterly. The same problem also applies to the exchange rates which are converted into euro in the monthly data using the average rate. A system taking into account the changes in exchange rates and other valuation items will be implemented in the future.

4.12.11.4 Gaps

The derivative contracts are missing from the data, but will be added as soon as possible.

4.12.11.5 Intended harmonisation

There is an intention to further develop the recording of reserve assets. Common guidelines of the ESCB on how to adjust the accounting data for b.o.p. purposes would be welcomed.

4.12.12 International investment position**4.12.12.1 Specific features of data collection**

Data related to the international investment position (i.i.p.) are collected together with the flows data via monthly surveys. See Sub-section 4.12.3.2 for a general description of the data collection system of Suomen Pankki and Sub-sections 4.12.7 to 4.12.11 for specific descriptions of direct investment, portfolio investment, financial derivatives, other investment and reserve assets data collection.

4.12.12.2 Definitions

4.12.12.2.1 General

4.12.12.2.2 Direct investment

4.12.12.2.3 Portfolio investment

4.12.124 Financial derivatives

4.12.125 Other investment

4.12.126 Reserve assets

4.12.123 Deviations from agreed definitions

4.12.124 Gaps

4.12.125 Intended harmonisation

4.12.126 Estimation methods

4.12.13 Administration

4.12.13.1 Titles of publications

Statistical Bulletins

Finland's b.o.p.; monthly and annual (13 issues per year)

B.o.p. and i.i.p.; quarterly (4 issues per year)

Direct investment in Finland's b.o.p.; annual (one issue per year)

Statistical Review

Financial Markets; monthly (12 issues per year)

Releases of charts and time series on the Internet (www.bof.fi)

Releases of time series in the databases of Statistics Finland and the Research Institute of the Finnish Economy

4.12.132 Contributors

This country information was drafted by the ECB's Balance of Payments and External Reserves Division and subsequently amended and agreed with Finland. Enquiries of a general nature should be addressed to the Press Division of the ECB. Enquiries specific to Finland should be addressed to:

Mr. Jorma Hilpinen
Suomen Pankki - Finlands Bank
Box 160
Snellmanin aukio
FIN - 00101 HELSINKI 10
Finland

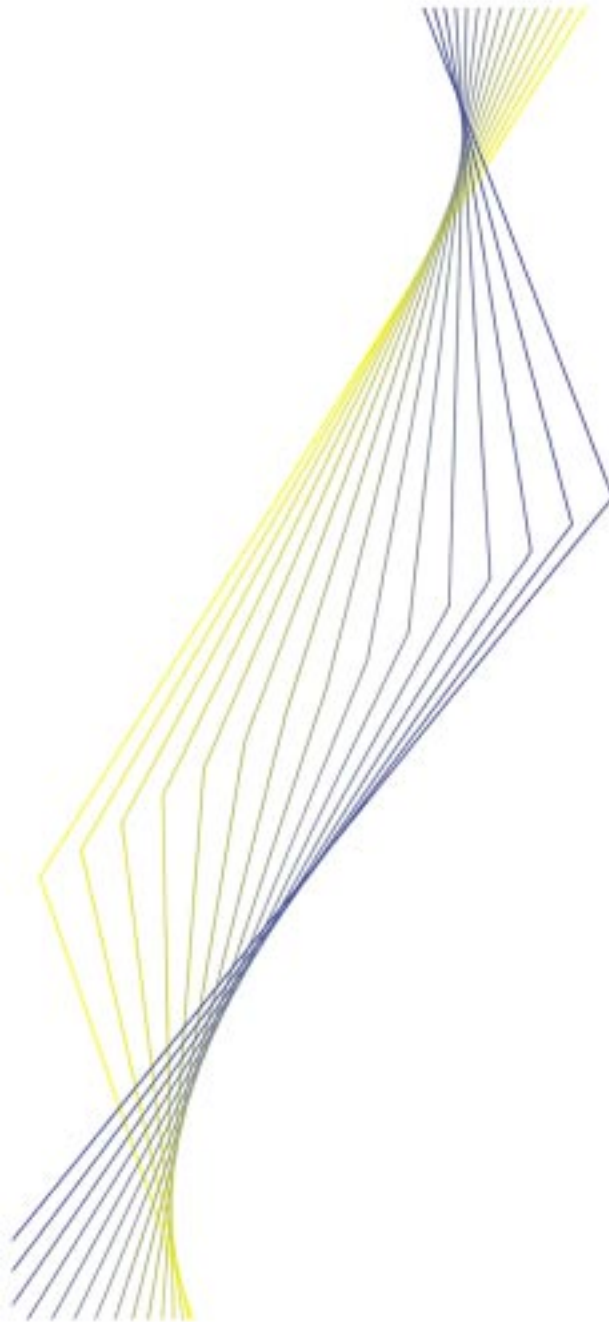
Tel.: (00358) 9 183 2402
Fax: (00358) 9 662 546

Mr. Harri Kuussaari
Suomen Pankki - Finlands Bank
Box 160
Snellmanin aukio
FIN - 00101 HELSINKI 10
Finland

Tel.: (00358) 9 183 2403
Fax: (00358) 9 662 546



EUROPEAN CENTRAL BANK



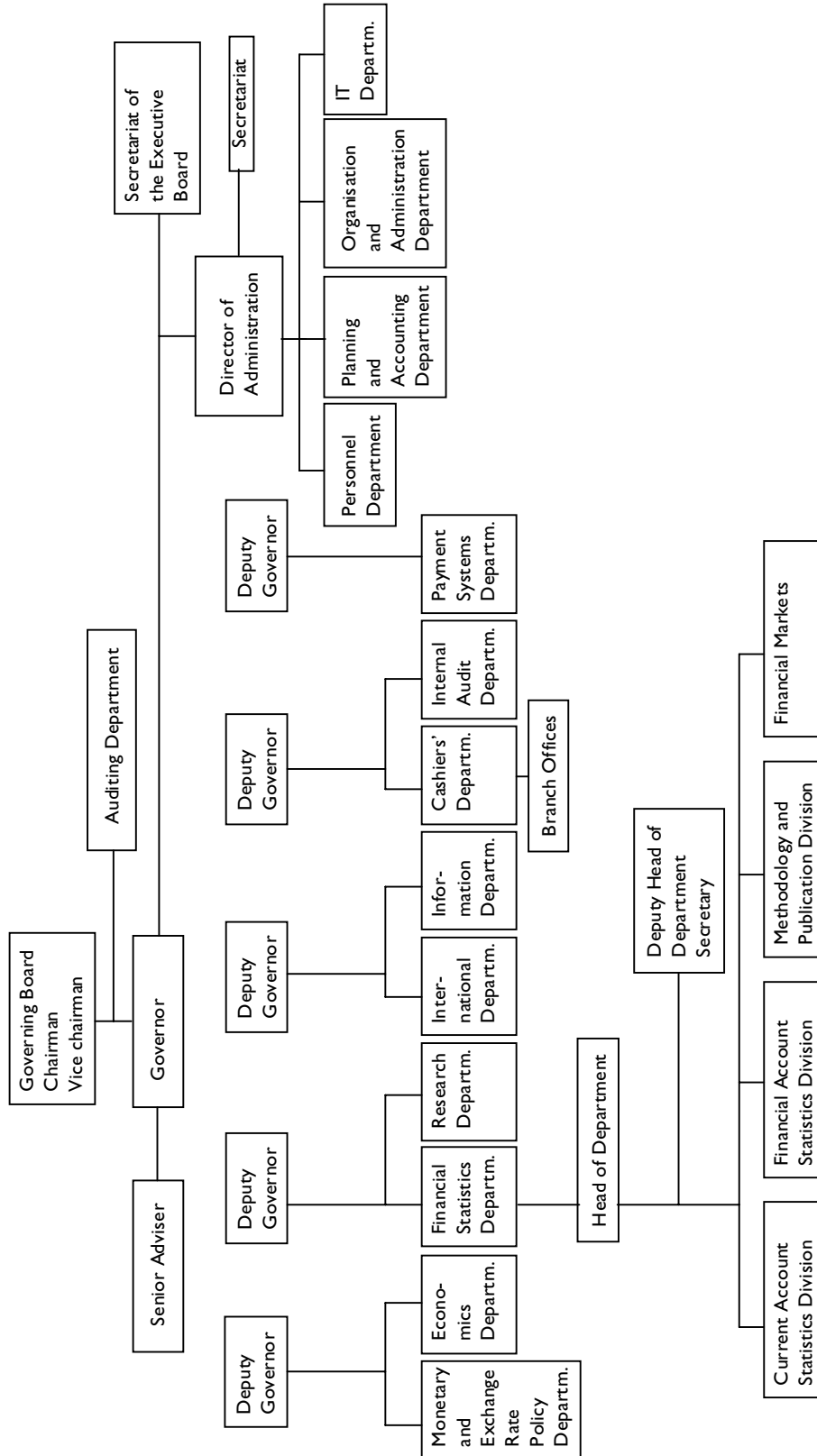
Sweden

November 1999

Sweden

4.13.1 Organisational chart(s)

Sveriges Riksbank



4.13.2 Institutional aspects

4.13.2.1 Introduction

Sveriges Riksbank (the Riksbank) is accountable to the Swedish Parliament as stated in the Constitution Act. This means that the Riksbank's activities are governed by laws enacted by Parliament, in particular the Sveriges Riksbank Act. The Riksbank is administered by its Governing Board. The different departments of the Riksbank are supervised by the Board of Directors.

4.13.2.2 Legislative provisions

The regulations on statutory reporting to the Riksbank for balance of payments (b.o.p.) statistics are laid down in Article 22, paragraph 2, of the Sveriges Riksbank Act (1988:1385). The reporting obligations are set out in the Riksbank's Statute Book, which lays down the rules for statutory reporting to the Riksbank for b.o.p. statistics. It is possible for the Riksbank to make changes to the Statute Book at short notice. The current reporting obligations (RBFS 1997:4) became effective on 1 October 1997, the date on which the Riksbank's rules on statutory reporting to the Riksbank ceased to be effective (RBFS 1992:16, A:73). The new reporting obligations were adapted to the changes to the reporting system due in October 1997.

4.13.2.3 Internal organisation

The Riksbank comprises the following operational departments: the Monetary and Exchange Rate Policy Department, which enforces the monetary and exchange rate policy; the Payment Systems Department, which is responsible for the TARGET system; the Cashiers' Department, which provides the means of payment for the country; the Economics Department, which provides economic analyses and recommendations on monetary policy; and the Financial Statistics

Department, which collects and compiles data on financial markets and the b.o.p.

The production of basic statistical information (primary statistics) is concentrated in the Financial Statistics Department, which is responsible for financial market and b.o.p. statistics. There are 43 staff in the department, 27 of whom currently work on the b.o.p. statistics. The production of the b.o.p. statistics is divided between two divisions, namely the Current Account Statistics Division and the Financial Account Statistics Division (with ten and nine members respectively). In addition, the Methodology and Publication Division (with eight staff members) is responsible for the implementation of the new b.o.p. data collection and compilation system, for the international reporting of b.o.p. information and for some statistical analysis tasks. The Current Account Statistics, Financial Account Statistics and Methodology and Publication Divisions are responsible for the compilation and publication of Sweden's b.o.p., as well as for statistical analysis and forecasts. Further analyses related to developments in the b.o.p., the situation in the money and currency markets and real economic developments in general are carried out by the Monetary and Exchange Rate Policy Department and the Economics Department. Parts of these analyses are published.

4.13.2.4 External co-operation

For b.o.p. statistics purposes, the Riksbank co-operates closely with other authorities in Sweden, but retains overall responsibility for their production. The Riksbank and Statistics Sweden (the Swedish national institute of statistics) liaise to compile data for the current account and, in particular, the trade in goods items, including trade credits and transportation. The official foreign trade statistics collected by Statistics Sweden have always been used in the b.o.p., as well as in the national accounts. The two organisations discuss methodological issues and the development of the statistics in joint task forces. One of the most important tasks

performed over the past few years has been the full harmonisation of definitions between the national accounts and the b.o.p. In addition, data exchange takes place between the Riksbank and Statistics Sweden, which are linked electronically.

There is regular co-operation with the National Audit Bureau with regard to EU and other central government transactions. Co-operation also takes place with the National Institute for Economic Research, as the Riksbank supplies forecasts on income and travel statistics as well as calculations for the national budget. The Riksbank is consulted by the Ministry of Finance in relation to economic forecasts and statistical support. In addition, there is regular contact with data providers, especially with large banks and enterprises, and with data users, such as market players and analysts. Close and regular contacts are maintained with other European central banks, in particular those of the other Nordic countries (Sweden, Finland, Iceland and Norway); these contacts include annual "Nordcap" meetings on b.o.p. issues.

4.13.2.5 Users

B.o.p. data are sent to the following international organisations: the Statistical Office of the European Communities (Eurostat), the ECB, the International Monetary Fund (IMF) and the Organization for Economic Cooperation and Development (OECD). The data sent to the Bank for International Settlements (BIS) for the International Banking Statistics are also provided by the Financial Statistics Department. Data are exchanged with other OECD countries concerning the sale and purchase of banknotes to and from the public. These data form the basis for the correction of gross travel flows.

4.13.3 Statistical system

4.13.3.1 Type of collection system

In October 1997 the Swedish b.o.p. was brought into line with the 5th edition of the IMF Balance

of Payments Manual (BPM5). In order to achieve this, substantial changes were made to the collection system. The new Swedish b.o.p. data collection system could be described as a direct reporting system supported by settlement data. The thresholds applied for direct reporting are adapted according to the different types of transactions and sectors, etc. Players below the thresholds are covered by settlement data. Even though settlements are used only to a minor extent for the compilation of the b.o.p., settlement data are important since they form a continuously updated register of the target population.

The Swedish b.o.p. collection system started off as an open settlement system, which was originally created for the purpose of foreign exchange controls. In the new system, settlement reporting covers payments settled with domestic banks as intermediaries and is supplemented by the direct reporting of payments settled in netting systems (clearing) and via foreign bank accounts. Domestic settlements in foreign currency and banks' own settlements are excluded from reporting obligations. Instead, the system is closed by means of banks reporting on a transaction basis. In total, around 70,000 active reporting agents carry out foreign transactions in the register based on settlements.

In the final b.o.p. compilation process, most settlement data are replaced by information received by means of direct reporting, i.e. from so-called general direct reporting companies (GDRs), and from other "special" direct reporting companies (DRCs). The monitoring of the survey populations for direct reporting is ongoing, using the enterprise register based on settlement data.

The GDRs report monthly information on all their financial and current account transactions to the Riksbank. For financial transactions, the related stocks at the beginning and end of the reporting period are also reported. Current account transactions are reported with monthly aggregates adapted to the sector of the

respondent; data are broken down by country. GDRs comprise all insurance companies, Monetary Financial Institutions (MFIs) and major players within the manufacturing and contracting sectors (12-15 groups). 11 reporting forms are used by GDRs to provide the Riksbank with monthly data.

The DRCs report detailed information concerning b.o.p. areas falling within the category of their "main activity" to the Riksbank on a monthly basis. This mainly covers financial transactions, but also includes any current account transactions identified in reporting on netting and foreign bank accounts. The reporting requirements are identical to those for GDRs. The population of DRCs is selected by the Riksbank according to the magnitude of their cross-border transactions, which are evaluated from general settlement reports. In total, around 30 forms are used for monthly reporting by DRCs. The number of DRCs involved varies from 10 to 300, depending on the b.o.p. item concerned.

As a result, the financial account is compiled almost entirely from reports sent directly to the Riksbank; settlement data are only used for small and medium-sized enterprises (SMEs) and households. In the current account, settlements still represent an important source for services data, whereas data on goods, freight, travel and transfers are based on other sources; mainly direct reporting and Statistics Sweden.

4.13.3.2 Reporting agents

The Riksbank has been receiving the following b.o.p. reports since October 1997:

(i) Settlements - banks

Under the Sveriges Riksbank Act, banks are required to report all transactions effected on behalf of their customers. There is a general exemption for individual transactions below a threshold of SEK 75,000.

Banking institutions report all incoming and outgoing payments effected on behalf of

customers on a monthly basis; information about the purpose of payment is indicated by means of a code.

Other intermediaries are required to report these payments if the total annual volume amounts to more than SEK 10 million. In addition, monthly reports are required for trade in foreign currency with the non-banking public (there is no applicable exemption threshold).

(ii) Direct reporting

Under the Sveriges Riksbank Act, enterprises and individuals are obliged, upon request, to report directly to the Riksbank on a monthly basis all transactions with non-residents which are not carried out through the domestic banking sector. In addition, there is a reporting requirement (travel) for account card enterprises both on the use of account cards by Swedish legal entities abroad and by individuals who are Swedish residents, as well as on the use of account cards in Sweden by foreign legal entities and by individuals who are not resident in Sweden.

Direct reporting consists in data being supplied by general and other direct reporting enterprises, depending on the scale of the enterprises' foreign operations; the GDRs supply reports on all their current account and financial transactions, whereas the DRCs report on b.o.p. transactions for selected areas. The populations for direct reporting are targeted by means of settlement data. Enterprises are identified by means of an identification number. The following direct reports are collected.

Major players and all Monetary Financial Institutions (MFIs) supply data on financial transactions as well as on stocks and investment income on an accruals basis (approximately 150 reporting agents). (Stock data on their own issues of interest-bearing securities in domestic currency are based on custody reports.)

Data on secondary market trade in securities are reported by intermediaries, including banks. These agents also supply data on debt securities

held in their custody (60 to 70 reporting agents). Major players, other than intermediaries, report their trade with foreign counterparts directly, as well as stock data on securities not held in Swedish custody (75 to 100 reporting agents).

Data on financial derivatives are reported by MFIs and other major players (approximately 120 reporting agents). The reports cover flows and stocks. Derivatives within foreign direct investment (FDI) relationships are not reported separately.

Major players report financial transactions and dividends paid within direct investment relationships (approximately 100 reporting agents). Other companies report single transactions in equities (acquisitions, disposals, issues, contributions, etc.) directly to the Riksbank. For this category of respondents, loan transactions, etc. are collected from the settlement system; financial derivatives are not included.

The use of Swedish credit cards abroad and of foreign credit cards in Sweden is reported by credit card companies (approximately 15 reporting agents). Sales and purchases of banknotes and travellers' cheques are reported by banks and other companies which trade in currencies with the non-bank public (approximately 50 reporting agents).

The settlement data collected by the banking sector are supplemented by enterprises' direct reports of gross payments settled in netting systems (clearing) and via foreign bank accounts; only bank accounts with an annual turnover exceeding SEK 100 million are reported. In total, there are around 40 reporting agents for netting transactions and approximately 250 reporting agents for foreign bank accounts.

Direct investment stocks and reinvested earnings are calculated on the basis of an annual sample survey.

Residents' holdings of foreign portfolio shares are surveyed annually.

(iii) Other reporting agents

Statistics Sweden provides the following data:

- merchandise data on a monthly basis;
- data on sea transport, based on a quarterly questionnaire;
- calculated adjustments of the basic trade statistics (Intra-Community Trade Statistical System (Intrastat) and Extrastat) on a quarterly basis (calculated by the National Accounts Section of Statistics Sweden);
- quarterly data on trade credits, which are based on a sample survey designed for the financial accounts system. These data are broken down into intragroup credits and others, using 50% ownership as a criterion (no geographical breakdown is available); and
- information on stocks of Swedish shares held by non-residents on the basis of an annual survey.

The Swedish International Development Co-operation Agency provides information on development aid.

The National Audit Bureau provides monthly data on EU transactions.

The Riksbank reports on the external monetary position and monthly flows.

4.13.3.3 Thresholds

For settlements, there is a general exemption for individual transactions below a threshold of SEK 75,000.

For accounts held abroad, gross information on transactions and the balances of accounts with an annual turnover in excess of SEK 100 million are to be reported.

For financial transactions - mainly for loans - an informal threshold is applied to select DRCs, i.e. a monthly report is required for enterprises with stocks of loans exceeding SEK 150 million.

4.13.3.4 Availability of data

Complete monthly, quarterly and annual b.o.p. data are available.

4.13.3.5 Timeliness

The Riksbank compiles monthly b.o.p. data within six to seven weeks of the end of the reporting period. Some items are estimated, mainly reinvested earnings, for which data are received from an annual survey after a 10-month time-lag.

4.13.3.6 Compilation frequency

The Swedish b.o.p. is compiled on a monthly basis.

4.13.3.7 Data controls

Data are go through numerous checking processes before being published. There are ordinary checks on format and integrity, etc. for all data received. In addition, there are several forms of regular quality controls on the data: current contacts with the respondents; comparisons between income and the corresponding stocks; the comparison of transactions and corresponding changes in stocks (e.g. securities and loans); and the comparison of settlements and transactions. Comparisons are also made with other sources, e.g. banking statistics and newspapers.

4.13.3.8 Revision policy

For the current year, revisions are made as soon as updated data become available. Revisions for earlier years are normally made once a year (in August). Revisions may be made more frequently with regard to the size and nature of the new data.

4.13.3.9 Publication

The b.o.p. statistics are presented and commented on by the Financial Statistics Department in four different publications. A full account of the b.o.p. is published monthly, as are data on cross-border trade in securities. In addition, statistics with stocks data on non-residents' holdings and the repo position of Swedish interest-bearing securities are published monthly. Statistics relating to Sweden's external assets and liabilities are published biannually and a more detailed b.o.p. is published quarterly. For direct investment, statistics with comments on stocks data on inward and outward direct investment and direct investment income are published annually.

The titles of publications produced by the Riksbank concerning b.o.p. statistics are listed in Sub-section 4.13.13.1.

4.13.4 Implementation

4.13.4.1 Monthly key items

Monthly b.o.p. statistics are seen as an essential element of monetary, exchange rate and general economic policy. In order to improve the analytical value of these statistics - as well as to comply with international standards - several conceptual and presentational changes have been introduced. The liberalisation of international transactions in 1989 called for major statistical revisions. Turbulence on the financial markets in 1992 and 1994 led to an increase in public interest, both in Sweden and abroad, in capital flows.

4.13.4.2 Estimation methods for monthly key items

4.13.4.2.1 For trade in goods and services

Goods: Statistics Sweden collects and compiles merchandise trade from customs data (extra-EU)

and Intrastat. A survey of approximately 1800 intra-EU traders (75% of the total intra-trade value) is carried out on a monthly basis. This survey enables Statistics Sweden to fulfil the timeliness requirements for the reporting of global trade data.

For extra trade: imports are classified according to the country of consignment and exports according to the country of final destination. For intra trade: imports are classified according to the Member State of consignment and exports according to the Member State of destination.

In order to comply with international recommendations, the valuation of imports is converted from a c.i.f. to an f.o.b. figure.

Services: brokerage fees are calculated monthly, based on reports of trade in equity from Swedish brokerage firms. No such calculation is made for trade in interest-bearing securities.

4.13.4.22 For investment income

Reinvested earnings: the main source concerning reinvested earnings is an annual survey of profits from direct investment income. Reinvested earnings are transferred to the year in which they have been earned and distributed evenly over the months.

4.13.4.23 For capital account

No estimates are used.

4.13.4.24 For direct investment

See Sub-section 4.13.4.2.2 above.

4.13.4.25 For portfolio investment

A monthly estimate is made of accrued coupon interest on Swedish krona-denominated instruments on the basis of detailed information from custodians.

4.13.4.26 For financial derivatives

No estimates are used.

4.13.4.27 For other investment

Trade credits: the data concerning trade credits are available from Statistics Sweden only on a quarterly basis. The monthly figures are estimated by Sveriges Riksbank.

4.13.4.3 Monthly key items - implementation plan

A table showing details of the implementation of the monthly key items is shown on the following page. A distinction is made between current data availability and future implementation requirements for Sweden. It can be read as follows:

(i) Column 1 shows the key items as endorsed by the Council of the European Monetary Institute (EMI) in November 1994. In column 1, the various accounts of the b.o.p. are shown together with their sub-components:

- *current account* (except investment income) - definitions are the responsibility of the European Commission (Eurostat);
- *capital account* - definitions are the responsibility of the European Commission (Eurostat);
- *investment income and financial account* - definitions are the responsibility of the ECB and reports on most items have already been submitted. For other investment, the sector "banks" will coincide with the list of Monetary Financial Institutions (MFIs);
- *reserve assets* - definitions are the responsibility of the ECB, and harmonisation proposals are currently being discussed.

(ii) Columns 2, 3, 4 and 5 relate to data availability and timeliness:

- column 2 - with effect from 1998, *totals* will be required. This column indicates the data available at the present time;
- column 3 - relates to *timeliness* for the

provision of the totals in column 2. Timeliness means the current time lag experienced between the reporting date and the production of the data. For the monthly b.o.p. key items, it has been agreed that *preliminary* data will be acceptable;

- column 4 - indicates for which item a country-by-country (EU Member States) breakdown is already available on a monthly basis; and
- column 5 - relates to timeliness for the provision of a country-by-country breakdown in column 4.

(iii) Column 6 - relates to definitions. Departures from agreed practice for certain key items are indicated in the footnotes. The short deadline for the provision of the monthly key items, their highly aggregated level and their use for monetary purposes permit some departure from internationally agreed definitions. The definitions for quarterly and annual b.o.p. statistics should be adhered to more closely than those for monthly b.o.p. statistics.

(iv) Column 7 - a euro area/non-euro area, euro area assets/euro area liabilities split is required as from 1999 (the reporting month being January 1999). The implementation of a euro area/non-euro area split and, in particular, of a euro area assets/liabilities split only started after the composition of Monetary Union was known.

(v) Column 8 - the implementation timetable is relevant for all required data which are not currently available within the agreed six-week time frame. Any intended improvements with regard to data provision are indicated.

4.13.4.4 Implementation of the BPM5

Most of the adaptations needed to comply with the BPM5 took place in October 1997. Some parts of the adaptation are to be developed further at a later stage, namely the freight and merchandise items (f.o.b./f.o.b. adjustment). For both items, Statistics Sweden will develop new methods which are more in line with the BPM5 requirements. Furthermore, the "full" geographical breakdown for financial transactions

was implemented in January 1999, with the exception of that for debt securities issued by residents, which will not be distributed by the country of creditor. Data on financial transactions are being collected through the direct reporting system with a breakdown into at least 20 countries as of this year.

Earlier periods will be revised and adapted to comply - to a limited extent - with the BPM5. For the current account, comparisons will be possible at an aggregated level. As a result, most b.o.p. data series before and after October 1997 are not comparable.

Difficulties concerning the implementation of the BPM5 are experienced in the following areas:

- the geographical breakdown for direct reporting;
- banks' direct reporting of services included in the new report;
- the new concept for the reporting of financial transactions;
- accruals affecting income, financial flows and stocks data;
- the automation of the reporting procedure on a large scale; and
- the inclusion of construction in FDI, according to the European System of Accounts (ESA) 95.

However, the Riksbank believes that these difficulties could be overcome through ongoing contact with respondents and further information. For a few years, freight and merchandise (f.o.b./f.o.b. adjustment) will be calculated using the current methods. In addition, deviations in the FDI concept will remain for some time, as the intragroup derivatives will not be included in FDI, but in portfolio investment/financial derivatives.

4.13.4.5 Standard components - quarterly and annual

The presentation of the Swedish b.o.p. complies with the IMF standard components (5th edition).

**Balance of Payments Statistics
Implementation of the Monthly Key Items**

DENMARK UPDATED: AUGUST 1999 KEY ITEMS	CURRENT DATA AVAILABILITY			DEFINITIONS to be implemented by 1998 (1)	step 2 approach		IMPLEMENTATION TIMETABLE (1)
	TOTALS step 1 approach	TIMELINESS	GEOGRAPHICAL BREAKDOWN Country by Country EU-Member States		EURO AREA/NON-EURO AREA MEMBER STATES	EURO AREA ASSETS/EURO AREA LIABILITIES	
Current account	Y	6-7 weeks	Y	12-15 weeks		Y	
Goods	Y	6-7 weeks	Y	12-15 weeks		Y	
Services	Y	6-7 weeks	partial	6-7 weeks		Y	
Income	Y	6-7 weeks	partial	6-7 weeks		Y	
Transfers	Y	6-7 weeks	partial	6-7 weeks		Y	
Capital account	Y	6-7 weeks	partial	6-7 weeks		Y	
Financial account							
Direct investment	Y	6-7 weeks	Y	6-7 weeks	2)	Y	
abroad		6-7 weeks	Y	6-7 weeks	~		
in the reporting economy		6-7 weeks	Y	6-7 weeks	~		
Portfolio investment	Y	6-7 weeks	N		3)	Y	3)
equity securities	Y	6-7 weeks	N		~	Y	
debt securities	Y	6-7 weeks	N		~	Y	
bonds and notes	Y	6-7 weeks	N		~	Y	
money market instruments	Y	6-7 weeks	N		~	Y	
Financial derivatives	Y	6-7 weeks	N		~	Y	
Other investment	Y	6-7 weeks	N		~	Y	
bars	Y	6-7 weeks	N		~	Y	
long-term	Y	6-7 weeks	N		~	Y	
short-term	Y	6-7 weeks	N		~	Y	
general government	Y	6-7 weeks	N		~	Y	
monetary authorities	Y	6-7 weeks	N		~	Y	
other sectors	Y	6-7 weeks	N		~	Y	
Reserve assets							

FOOTNOTES:
1) General:
2) Direct investment:
3) Portfolio investment:
- REQUIRED DEFINITIONS ALREADY IN USE.

- The BMPS was implemented as from October 1997.
- A full geographical breakdown for financial transactions will be implemented as from January 1999 (exception: see portfolio investment).
- Intra-group financial derivatives are not included in the FDI concept.
- For intra-group trade credits, a 50% ownership criterion is applied.
- Intra-group derivatives are included.
- Geographical breakdown: as from January 1999, the debtor/creditor principle will be applied; debt securities issued by residents will not be distributed according to country of creditor.

4.13.5 Investment income

4.13.5.1 Specific features of data collection

4.13.5.1.1 General

Income on financial assets and liabilities is broken down according to the standard components in the BPM5.

4.13.5.1.2 Income on direct investment

This component includes all income on assets and liabilities between parties in a direct investment relationship and is broken down according to:

- dividends;
- interest; and
- reinvested earnings.

Reinvested earnings are calculated as the difference between total profit after tax and dividends. While dividends are reported at the time of payment, reinvested profits are transferred to the year earned and distributed evenly over the months. Interest rates have been reported on an accruals basis since October 1997.

The main sources of data on direct investment income are direct reporting from major players and an annual survey of profits of direct investment companies. Moreover, some information on interest on loans is collected from settlements data.

Since total profits on direct investment income, and consequently reinvested earnings, are calculated with a considerable time lag, forecasts have to be made.

4.13.5.1.3 Income on portfolio investment

This sub-item is presented broken down according to:

- dividends;

- interest;
- bonds; and
- money market instruments.

Equity income is reported on a settlements basis, while interest is recorded on an accruals basis.

Statistics are based on monthly reports and settlements data. An estimate is made of accrued coupon interest on Swedish krona-denominated instruments on the basis of detailed information from custodians.

4.13.5.1.4 Income on other investment

Interest on loans has been reported primarily on an accruals basis since October 1997. The sources are monthly direct reporting by major players supplemented with settlements data.

Sweden records the interest part of financial derivatives as income. With regard to recording practices for financial derivatives, EU harmonisation proposals are still under discussion. While waiting for final recommendations, Sweden prefers the initial recording practice as defined in the BPM5 and the System of National Accounts (SNA) 93/ESA 95, i.e. recording the interest as property income in the current account, instead of as financial account transactions in financial derivatives, as proposed.

Data on income on financial derivatives is collected solely via monthly direct reporting.

4.13.5.2 Definitions

In principle, the Riksbank has implemented the recommendations of the BPM5 and the harmonisation proposals made by the Task Force on Financial Flows and Stocks Statistics, which has now been succeeded by the Working Group on Balance of Payments and External Reserves Statistics.

4.13.5.3 Deviations from agreed definitions

Some of the Swedish data on interest transactions are based on settlements data and are thus not compiled on an accruals basis. At present, less than 15% of the data on interest transactions are compiled on a settlements basis.

4.13.5.4 Gaps

None.

4.13.5.5 Intended harmonisation

None.

4.13.5.6 Estimation methods

None.

4.13.6 Capital account

4.13.6.1 Specific features of data collection

The Riksbank collects data on the capital account both from the settlement systems and via direct reporting; the latter covers the capital flows of aid to developing countries.

4.13.6.2 Definition

In principle, the Riksbank has implemented the recommendations of the BPM5 and the harmonisation proposals made by the Task Force on Financial Flows and Stocks Statistics, which has now been succeeded by the Working Group on Balance of Payments and External Reserves Statistics.

4.13.6.3 Deviations from agreed definitions

The Riksbank claims that significant volumes are only involved for some items of the capital

account, namely general government/other; other sectors/migrants' transfers. Among these significant items, data on migrants' transfers will be available only for transactions in cash and not in kind.

4.13.6.4 Gaps

None.

4.13.6.5 Intended harmonisation

Sweden expects to receive good quality data on capital (and current) transfers between EU institutions and Member States as a consequence of intensive co-operation with other Swedish authorities, including Statistics Sweden.

4.13.7 Direct investment

4.13.7.1 Specific features of data collection

The Riksbank collects data on direct investment flows and stocks from three different sources: (i) monthly direct reporting, which covers all FDI transactions from respondents with considerable stocks and transactions regarding loans, etc. The selection of respondents is based mainly on the annual sample survey on FDI stocks. In addition, single transactions in equity are reported directly to the Riksbank; (ii) information on stocks and reinvested earnings is obtained from an annual survey; and (iii) settlements data, which are used for FDI transactions by enterprises not reporting directly; settlements data are also used to obtain information on private, non-commercial real estate investment.

The current method of calculating reinvested earnings has remained essentially unchanged in the new b.o.p. compilation system (i.e. monthly estimates, ex post information from the annual survey).

4.13.7.2 Definition

The combination of the three data sources leads to a good coverage and quality of direct investment data. The 10% criterion is applied. The directional principle is used, but data are also compiled according to the assets/liabilities principle.

4.13.7.3 Deviations from agreed definitions

Deviations remain for intragroup financial derivatives which are not included in the FDI concept applied, but which are recorded in portfolio investment/financial derivatives. In addition, for intragroup trade credits, a 50% ownership criterion is applied instead of the 10% criterion.

All FDI data are in line with the BPM5 as from October 1997, with some minor deviations.

4.13.7.4 Gaps

None.

4.13.7.5 Intended harmonisation

Some additional improvements will be implemented with regard to geographical allocation, information on dividends paid and income on real estate.

The Riksbank will take account of the discussion on appropriate estimation methods held within the Working Group on Balance of Payments and External Reserves Statistics.

4.13.7.6 Estimation methods

None.

4.13.8 Portfolio investment

4.13.8.1 Specific features of data collection

In the new b.o.p. data compilation system, data relating to the portfolio investment account are based entirely on monthly direct reporting, i.e. banks and brokers report aggregated transactions in which they have acted as intermediaries on behalf of customers and for themselves; major players report aggregated direct transactions with customers abroad, i.e. transactions executed without the intermediation of Swedish banks and brokers, aggregated transactions in securities issued abroad by the major players themselves, and information on repo transactions; custodians report monthly information on stocks and redemptions.

4.13.8.2 Definition

A full breakdown by instrument of the portfolio investment account, in line with the BPM5, was introduced in October 1997.

For repurchase agreements, bond lending and related instruments, the Riksbank compiles only so-called genuine repos as collateralised loans. Other related instruments - so-called non-genuine repos - are recorded as portfolio investment.

4.13.8.3 Deviations from agreed definitions

At present, no geographical breakdown is available for portfolio investment.

4.13.8.4 Gaps

No data are available on bond lending.

4.13.8.5 Intended harmonisation

A harmonisation of banks' accounting practices is desirable.

The ISIN code and its use for harmonisation among the EU Member States are being considered as a possible tool for identification purposes. In the longer term the ISIN code may prove to be necessary for a full geographical breakdown and for a full breakdown into intra-EMU (debtor) sectors.

4.13.8.6 Estimation methods

None.

4.13.9 Financial derivatives

4.13.9.1 Specific features of data collection

The Riksbank has been collecting data on financial derivatives since March 1995. The data are collected via monthly direct reporting by MFIs and other major players, among them the Swedish clearing house OM. As from January 1999 a full geographical breakdown based on the country of the counterpart has been included.

The transaction data are broken down by: (i) option premiums; (ii) the realised value of derivative contracts redeemed/matured; and (iii) net flows of interest rate swaps and forward rate agreements (FRAs) and the interest part of cross-currency interest rate swaps (CCIRS).

The data on financial derivatives are collected in a highly aggregated form. Therefore, Sweden is not in a position to produce a breakdown by instrument other than those outlined in items i to iii above.

The data are collected and recorded on a gross basis according to the recommendations of the BPM5, i.e. net of all derivative instruments which

indicate a realised profit for the reporting agent are reported as credits. Accordingly, all instruments which indicate realised losses are reported as debits.

Sweden records the interest part of financial derivatives (item iii above) as income on financial derivatives. With regard to recording practices for financial derivatives, EU harmonisation proposals are still under discussion. While waiting for final recommendations, Sweden prefers the initial recording practice as defined in the BPM5 and the SNA 93/ESA 95, i.e. recording the interest as property income in the current account, instead of recording these as financial account transactions in financial derivatives, as proposed.

Margin payments are included in the reported data, but data are not collected separately. Furthermore, the Riksbank is not in a position to distinguish between options-style and futures-style variation margin payments.

4.13.9.2 Definitions

In principle, the Riksbank has implemented the recommendations of the BPM5 and the harmonisation proposals made by the Task Force on Financial Flows and Stocks Statistics, which has now been succeeded by the Working Group on Balance of Payments and External Reserves Statistics.

4.13.9.3 Deviations from agreed definitions

Derivatives within FDI relationships are included in the data, but are not reported separately.

4.13.9.4 Gaps

None.

4.13.9.5 Intended harmonisation

With regard to recording practices for financial derivatives, EU harmonisation proposals are still under discussion. For interest rate swaps and forward rate agreements, Sweden prefers the initial recording practice as defined in the BPM5 and the SNA 93/ESA 95, i.e. recording them as property income in the current account, instead of as financial account transactions in financial derivatives, as proposed.

4.13.9.6 Estimation methods

None.

4.13.10 Other Investment**4.13.10.1 Specific features of data collection**

The Riksbank collects data on other investment flows and stocks from three different sources: monthly direct reporting by banks and other major players is used for aggregated transactions and stocks, including accrued interest; settlement data are used for SMEs and households; and data on trade credits are supplied by Statistics Sweden.

Data on trade credits are based on a quarterly sample survey designed for the financial accounts system conducted by Statistics Sweden. Data are broken down into intragroup trade credits (to be recorded under direct investment) and others using the 50% ownership criterion.

For repos, bond lending and other related instruments, see Sub-section 4.13.8.

4.13.10.2 Definition

In principle, the Riksbank has implemented the recommendations of the BPM5 and the harmonisation proposals made by the Task Force on Financial Flows and Stocks Statistics,

which has now been succeeded by the Working Group on Balance of Payments and External Reserves Statistics.

4.13.10.3 Deviations from agreed definitions

None.

4.13.10.4 Gaps

Only trade credits for goods are included. No country breakdown is yet available. Monthly figures on trade credits are estimated by the Riksbank.

4.13.10.5 Intended harmonisation

None.

4.13.10.6 Estimation methods

None.

4.13.11 Reserve assets**4.13.11.1 Specific features of data collection**

Data on reserve assets are recorded on a transaction basis, using the Riksbank's accounting records. Income is recorded on an accruals basis.

4.13.11.2 Definition

According to the new BPM5, reserve assets comprise gold, special drawing rights (SDRs), the reserve position in the IMF, convertible currency claims and the sum in ECU receivable from the ECB.

4.13.11.3 Deviations from agreed definitions

None.

4.13.11.4 Gaps

Data availability does not pose a problem, but it will be necessary to co-ordinate with other Member States on the accounting principles to be used.

4.13.11.5 Intended harmonisation

The Riksbank is awaiting the outcome of forthcoming discussions to be held within the Working Group on Balance of Payments and External Reserves Statistics.

4.13.12 International investment position

4.13.12.1 Specific features of data collection

Sweden's i.i.p. is compiled by the Riksbank and published semi-annually with a time lag of six weeks. Published data are revised continually in connection with the monthly publication of the b.o.p. At the time of the first publication estimates are made for direct investment assets and liabilities, portfolio equity and trade credits. Definitions of the various instruments, etc. coincide wholly with those applicable to the b.o.p.

The Swedish i.i.p. consists almost entirely of pure stocks data. Data on loans from SMEs are produced using the accumulation of flows data. These calculated loans account for less than 10% of the total stocks of loans. Stocks in the form of life and pension savings are also calculated on the basis of accumulated transactions.

The i.i.p. is reported broken down by instrument and by domestic sector.

The Riksbank collects the majority of the statistics via monthly direct reporting from the major players and via annual surveys. Information on foreign holdings of Swedish shares and on trade credits is also obtained

from Statistics Sweden. Data collection is supplemented by calculations for certain items.

The Swedish i.i.p. statistics were adapted to the new international nomenclature (BPM5) in October 1997. Owing to insufficient underlying material, retrospective adjustment of data has only been possible to a very limited extent, which means that there is a break in the time series.

Most of the items of the Swedish i.i.p. are broken down geographically as from January 1999. At present portfolio investment liabilities, trade credits and foreign exchange reserves are not allocated geographically.

4.13.12.2 Definitions

4.13.12.2.1 General

4.13.12.2.2 Direct investment

Stocks information on direct investment refers mainly to book values; work is in progress to develop a method of market valuation. Stocks information at market value will most probably be published in August 1999. The definitions of direct investment stocks are the same as those for the transaction data. This means, for example, that the 10% criterion and the directional principle are applied.

Statistics for direct investment are mainly based on three sources:

- a sample survey;
- calculations by the Riksbank; and
- Statistics Sweden.

Sample survey

The Riksbank carries out an annual sample survey to measure direct investment stocks in the form of:

- equity capital; and
- loans and other capital provided and received in a direct investment relationship.

The survey also measures total profits from direct investment abroad and in Sweden in order to calculate reinvested earnings.

The results of the survey are presented in a special publication.

The outcome of the sample questionnaire becomes available after a time lag of around 11 months. Statistics are therefore supplemented with forecasts, mainly based on previous stocks data supplemented with transaction data and adjusted for some valuation changes.

Calculations - private non-commercial real estate

Private non-commercial real estate is included in the concept of direct investment, according to the international nomenclature. The statistics are mainly based on settlements data, which is accumulated to provide stocks figures. These are adjusted to take account of both inflation and - with regard to private real estate abroad - exchange rate fluctuations.

Statistics Sweden - trade credits

Information on trade credits within direct investment relationships is obtained from Statistics Sweden, which bases the information on quarterly surveys.

As the information is obtained after a three-month lag, stocks are forecast by projecting the most recently available outcome.

4.13.1223 Portfolio investment

Foreign equity

Every year the Riksbank carries out a study with the aim of measuring the size of Swedish assets abroad in the form of foreign equity. Holdings of both individual shares and shares in foreign unit trusts are included in the results of the study.

For compilations produced at times when survey results are not available, forecasts are made on the basis of previous stocks and transaction data, which are adapted to take account of changes in foreign stock prices and exchange rates.

Swedish equity

Information about the size of foreign holdings of

Swedish equities is obtained from Statistics Sweden, which sends an annual questionnaire to the Swedish National Numbering Agency and Swedish deposit managers. Forecasts are made in the same way as for foreign equity.

Foreign interest-bearing securities

Information about Swedish holdings of interest-bearing securities with foreign issuers is based on monthly reports from Swedish deposit managers and from players holding paper deposited abroad. Data are stated in terms of nominal values.

Swedish interest-bearing securities

Statistics on the foreign holdings of interest-bearing securities with Swedish issuers are based on monthly reports from players who have issued securities abroad. This information is completed using monthly reports from deposit managers on Swedish krona-denominated securities that are held in Swedish custody. Finally, securities that serve as collateral in repo agreements are added to the stock.

Information from custodians is valued at nominal amounts, while other data are valued at market value. Work is in progress to develop a method of market valuation of all securities denominated in Swedish kronor.

4.13.1224 Financial derivatives

Stocks information for financial derivatives is based on monthly reports from the largest players and is recorded on a market valuation basis. Information is reported in aggregate, i.e. not broken down by the type of instrument.

The data are reported on a gross basis, as recommended in the IMF manual.

From January 1999 onwards, a full geographical breakdown by counterpart country is collected.

Financial derivatives within direct investment relationships are recorded under financial derivatives and not under direct investment.

4.13.1225 Other investment*Trade credits*

Statistics Sweden compiles statistics on trade credits on the basis of a quarterly survey. Intragroup trade credits are reported under direct investment.

Loans, etc.

Data on loans, etc. (including deposits, financial leasing and repos) are based on monthly reports from major players. Stocks data for SMEs are calculated on the basis of settlement data.

Other

Interim items (transactions contracted, but not settled), certain assets and liabilities in relation to international organisations and insurance saving are reported under the sub-item other.

The sub-item is based on monthly reports, and on accumulated settlements.

Insurance saving

Saving in the form of life and pension savings is calculated on the basis of accumulated transactions, corrected for exchange rate and stock exchange price movements and the level of interest rates.

4.13.1226 Reserve assets

Data on reserve assets are based on the Riksbank's report on holdings of gold and foreign assets. These data are available on a monthly basis. All items, including gold, are recorded at market prices.

4.13.123 Deviations from agreed definitions

None.

4.13.124 Gaps

None.

4.13.125 Intended harmonisation

None.

4.13.126 Estimation methods

None.

4.13.13 Administration**4.13.13.1 Titles of publications**

B.o.p. statistics (texts in Swedish and in English):

Sweden's Balance of Payments (monthly statistics);
Sweden's Balance of Payments, Tables (tables of data for the past eight years and for the past 24 months;

Sweden's external assets and liabilities (half-yearly statistics with commentary);

Cross-border trade in securities (monthly statistics with commentary);

Direct investment companies (annual statistics with commentary).

All the reports are available free of charge in Swedish and English and can be ordered from the Riksbank's Information Centre; the data are also available on the URL <http://www.riksbank.se>. Some information is also published by Reuters.

Data on the following are available but are not published:

- non-residents' holdings of Swedish interest-bearing securities (monthly stocks data); and
- non-residents' repo positions in Swedish interest-bearing securities (monthly stocks data).

4.13.13.2 Contributors

This country information was drafted by the ECB's Balance of payments & External Reserves Division and subsequently amended and agreed with Sweden. Enquiries of a general nature should

Sweden

be addressed to the Press Division of the ECB.
Enquiries specific to Sweden should be addressed to:

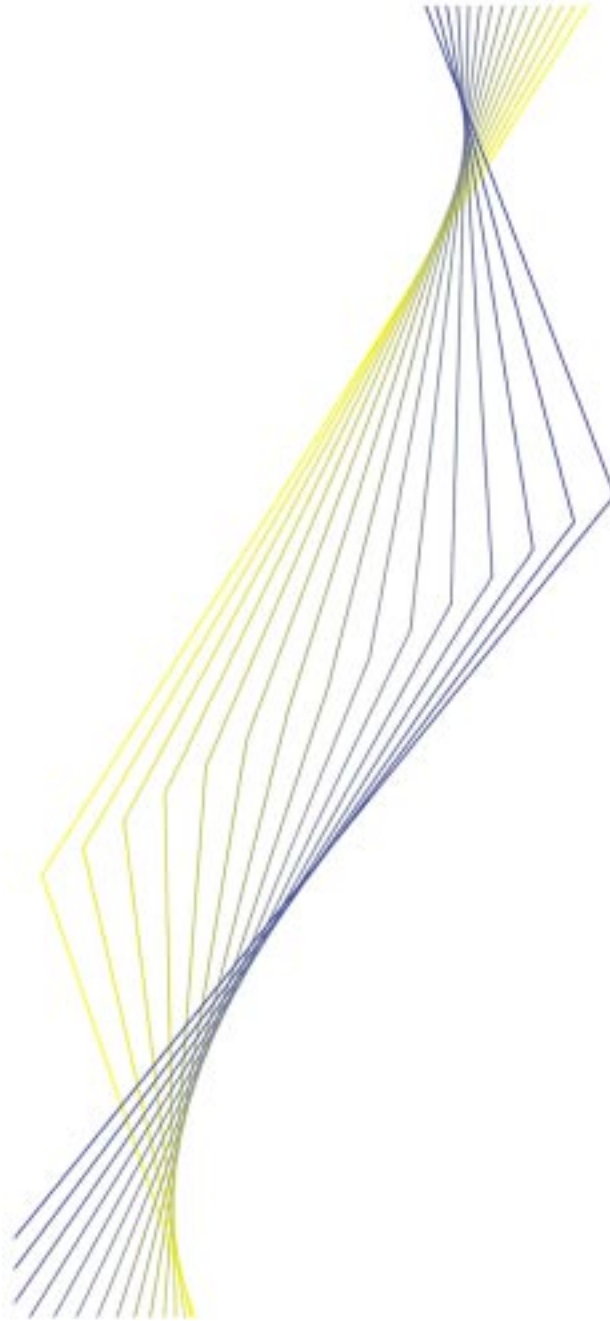
Mr. Anders Lindström
Sveriges Riksbank
Financial Statistics Department
S - 10337 STOCKHOLM, Sweden

Tel.: (0046) 878 705 60

Fax: (0046) 8 245 348



EUROPEAN CENTRAL BANK

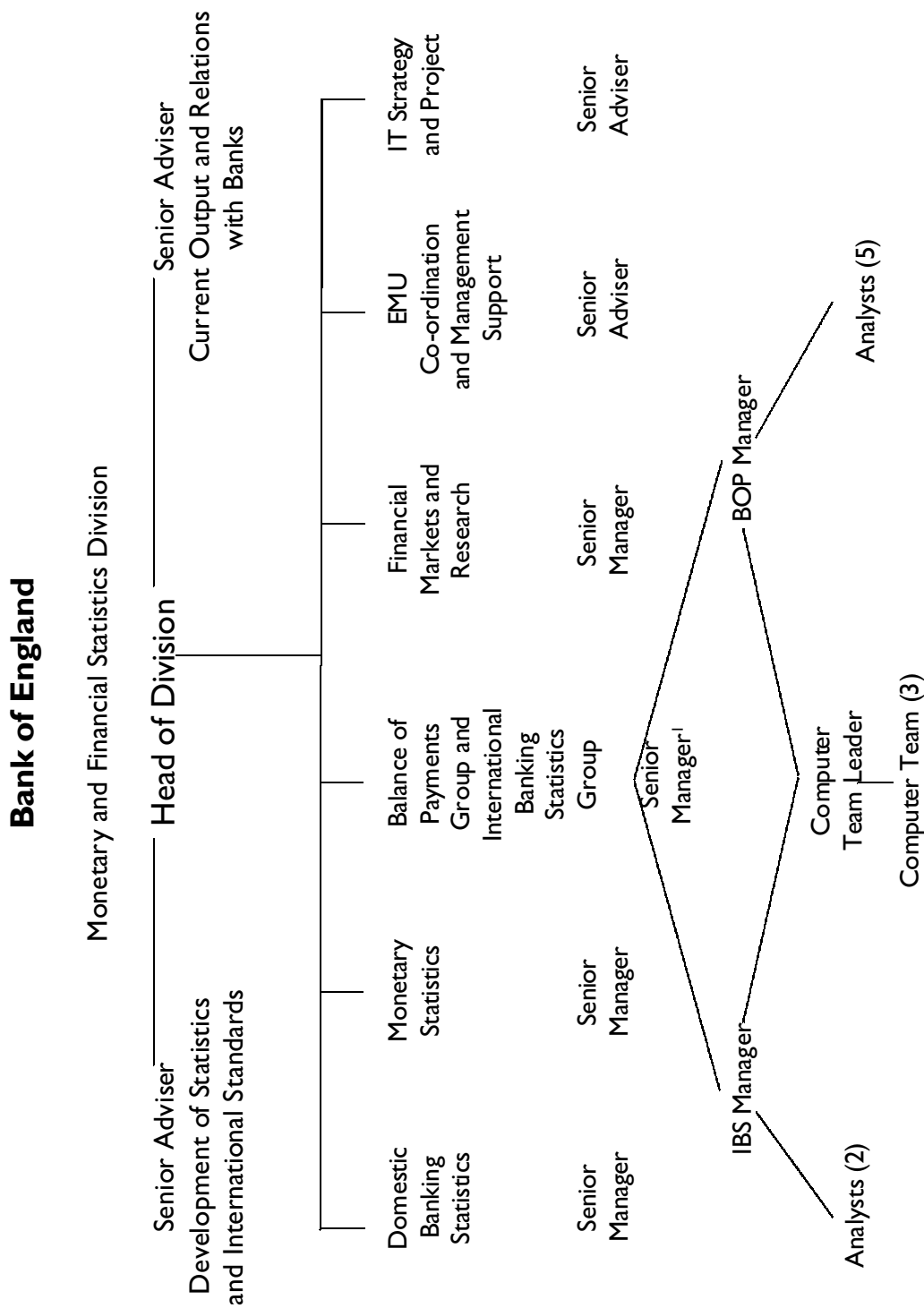


The United Kingdom

November 1999

The United Kingdom

4.14.1 Organisational chart(s)

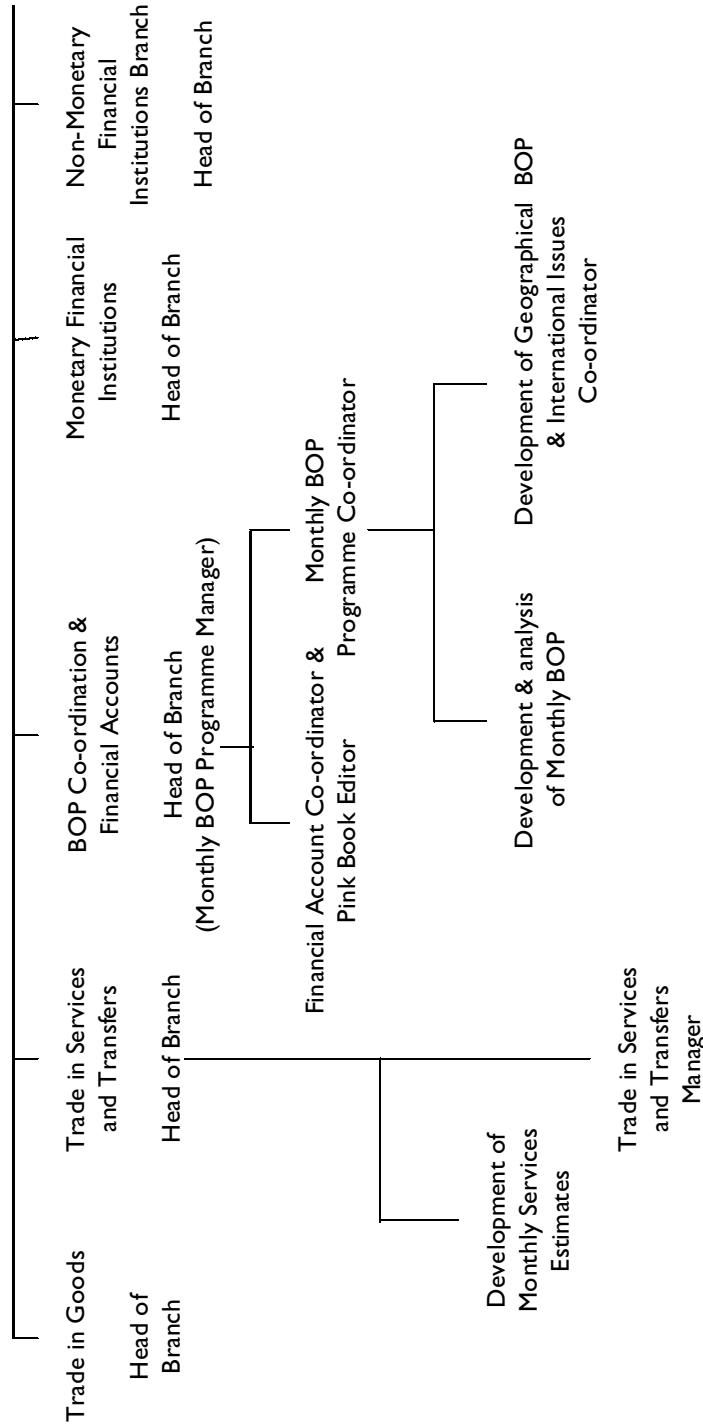


¹ Chair of ONS Monthly BOP Technical Board

Office for National Statistics

Macro-Economic Statistics and Analysis Group
Group Director

Balance of Payments and Financial Sector Division
Divisional Director¹



¹ Chair of ONS Monthly BOP Programme Board

4.14.2 Institutional aspects

4.14.2.1 Introduction

The compilation of the United Kingdom's balance of payments (b.o.p.) is carried out on the basis of data submitted to both the Office for National Statistics (ONS) and the Bank of England, with the ONS responsible for compiling the overall aggregates. The ONS collects data from non-bank financial institutions and is the government agency responsible for compiling, analysing and disseminating most of the United Kingdom's economic, social and demographic statistics, including the national accounts, retail price index, trade figures and labour market data, as well as a periodic census of the population and health statistics. The Bank of England collects data from UK banks and is responsible for compiling banking and money supply data.

4.14.2.2 Legislative provisions

(i) ONS

The ONS was formed in April 1996 following a merger of the Central Statistical Office and the Office of Population Censuses and Surveys. The ONS collects economic and business data to be used for statistical purposes only, under the Statistics of Trade Act. This Act sets out the need for timely and accurate data. Statutory penalties are available, where necessary, under the Statistics of Trade Act. Data on trade in goods are collected by the Board of Customs and Excise and supplied to the ONS.

The ONS has a "Code of Practice" which sets out the common good practices established over many years by statisticians in a wide range of government departments and agencies. The code is of a general nature and is designed to promote high standards and to maintain public confidence in all official statistics and analyses. The Bank of England has adopted a similar code which adapts the same basic principles to the specific circumstances of the central bank.

(ii) Bank of England

The Bank of England Act 1998, which came into force on 1 June 1998, gives the Bank the power to obtain information (principally from Monetary Financial Institutions (MFIs)) for the purposes of its functions in relation to monetary policy. The scope of information relevant for this purpose is set out in secondary legislation pursuant to the Act. In essence, the coverage is the same as in the previous, long-standing, voluntary arrangements to supply data for macroeconomic purposes, including data related to the money supply and the b.o.p., and for the preparation of the national accounts. The Act also allows the new UK regulatory body, the Financial Services Authority (FSA), to require supervised institutions to report prudential supervisory information to the Bank acting on its behalf. As with the Statistics of Trade Act (see above), statutory penalties are available, where necessary, under the Bank of England Act.

The arrangement between commercial banks, as represented by the British Bankers' Association, and the Bank of England to supply financial statistics originated following widespread acceptance within the financial community of the 1959 report by the Parliamentary Committee on the Working of the Monetary System (known as the Radcliffe Report). The report contained a recommendation regarding the publication of statistical information necessary for an understanding of the financial positions of the main sectors of the economy. A regime of regular statistical reporting by commercial banks to the Bank of England was introduced in 1963 and was based on a quarterly (now monthly) balance sheet.

4.14.2.3 Internal organisation

(i) General

The ONS and the Bank of England work closely together on a number of issues. The relationship exists not only with respect to the b.o.p., which is part of a larger overall process culminating in the production of the UK national accounts, but also in relation to macroeconomic issues. The

ONS and the Bank of England have joint statistical work programmes and there are both formal and informal mechanisms which enable this co-operation to work successfully.

The formal mechanism is the "Firm Agreement", which was drawn up to define clearly the responsibilities of both institutions, including timetables, deadlines and joint representation at international meetings.

The informal mechanism involves high levels of communication in terms of frequent liaison meetings between representatives of the ONS and the Bank. The two institutions exchange information regularly and discuss their respective work programmes in detail.

(ii) ONS

The ONS is the official b.o.p. compiler for the United Kingdom. The collection and compilation of statistics are carried out separately. The Newport office of the ONS (Business Statistics Group (BSG)) is responsible for the preparation of surveys and for the actual data collection. The Balance of Payments and Financial Sector (BOPFS) Division of the ONS, located in London, is responsible for producing and developing statistics for the Rest of the World (RoW) and the financial sectors of the national accounts, including the compilation and publication of b.o.p. statistics. In addition, the BoP Co-ordination Branch within the BOPFS Division is responsible for taking the lead for the United Kingdom in liaison with the European Commission (Eurostat), the ECB and the International Monetary Fund (IMF) on b.o.p. issues in general. In particular, its Head of Branch is a UK representative in the Working Group on Balance of Payments and External Reserves (WG BP&ER), together with a representative from the Bank of England.

The BOPFS Division is part of the Macro-Economic Statistics and Analysis Group (MESAG), which is responsible for the national accounts. As the b.o.p. forms an integral part of the national accounts, the BOPFS Division of the ONS co-operates very closely with other

Divisions within MESAG. There are both formal and informal links between MESAG and Business Statistics Group (BSG), with many shared work programmes.

(iii) Bank of England

The Bank of England collects the data on the banking sector used in the b.o.p. and in the national accounts. The Bank also supplies b.o.p. data on reserve assets and official liabilities obtained from administrative sources within the Bank.

The Monetary and Financial Statistics Division (MFSD) of the Bank of England is responsible for providing statistics. Its BoP Group and International Banking Statistics Group deal specifically with b.o.p. statistics. The Bank also liaises with the FSA, for example, in the event of the repeated late submission of survey forms.

The Bank of England provides the ONS with support both in discussions on data for the banking sector, the provision of data and advice on capital markets, including portfolio issues, and in its attendance at international b.o.p. meetings, for example at meetings organised by the ECB and the European Commission (Eurostat).

4.14.2.4 External co-operation

The ONS is an executive agency independent of any other government department and is accountable to the Chancellor of the Exchequer. The ONS works in partnership with other entities within the Government Statistical Service (GSS) located in many government departments. The overall objective of the ONS is to provide Parliament, the Government and the wider community with the statistical information, analyses and advice needed to improve decision-making, stimulate research and inform debate.

The reporting burden for data suppliers is kept to a minimum. To this end, extensive use is made of some external data suppliers:

- (i) Bank for International Settlements (BIS) data are used to estimate bank accounts (deposits and borrowing) abroad (for the non-bank sector);
- (ii) government official records are used to provide information on government services and transfers; and
- (iii) some bilateral counterparty data are used to provide information on private transfers.

4.14.2.5 Users

The ONS and the Bank of England both supply data to the Government (mainly HM Treasury, but also other government departments), city analysts, universities (for research), forecasters, etc. The ONS supplies data to international organisations such as the Organisation for Economic Co-operation and Development (OECD), the European Commission (Eurostat), the IMF and, via the Bank of England, to the ECB and the BIS. The data supplied to the European Commission (Eurostat), the OECD and the IMF are used in analysis of direct investment data by country and by industry, and for other purposes as well. These institutions also produce publications in which UK data are quoted and comparisons are made with data from other countries. The Bank of England also supplies data to the BIS.

4.14.3 Statistical system

4.14.3.1 Type of collection system

The United Kingdom's economic data collection system can be broadly described as an "enterprise survey system" (as defined in paragraphs 131 and 132 of the Compilation Guide in the 5th edition of the IMF Balance of Payments Manual (BPM5)). In a survey system enterprises are surveyed using registers. The coverage of the surveys can be exhaustive in some areas. In other areas, different techniques are used for grossing-up which are generally based on either the number of answers or the turnover. In the United Kingdom the b.o.p.

surveys are completely integrated into the statistical system for the economic accounts (national accounts). Sample surveys keep inquiry costs to a minimum both for the Government, in terms of processing, and business, in terms of filling-in forms. They also lead to a quicker delivery of inquiry results than might be the case with a census. The surveys are based on paper forms which are generally sent to the head of the enterprise group within the United Kingdom and with which consolidated information for the group as a whole is requested.

The enterprise survey system used by the United Kingdom includes stocks statistics; i.e. some balance sheet data are collected on the surveys. Data extracted from a securities database system are used to compile estimates of non-resident transactions in bonds and notes within portfolio investment in the United Kingdom. Data from the BIS database are used to compile estimates of non-banks' transactions, balance sheets and earnings from the rest of the world.

4.14.3.2 Reporting agents

Inquiries are geared to different sectors of the economy and the responding agents are selected on the basis of registers. The main groups of respondents are summarised below.

(i) *Banking sector*: banks are authorised institutions as defined under the Banking Act 1987. Resident banks are required to report balance sheet and other returns, including the following b.o.p.-related forms:

Form DQ:

total derivatives business in banks' trading and banking books (quarterly inquiry);

Form PI:

security transactions affecting the UK b.o.p. (quarterly inquiry);

Form QX:

overseas direct investment transactions - inward and outward (quarterly inquiry);

Form HI(L):

an annual census of overseas direct investment

levels (inward and outward);

Form BP:

transactions with overseas residents - interest, dividends and other earnings (quarterly or annual inquiry, depending upon the size of the bank);

Form BG:

transactions with non-residents - interest, dividends and other income (country analysis; annual inquiry); and

Forms CC and CL:

a country analysis of UK external claims and liabilities (quarterly inquiry).

Data on banks' deposit liabilities and lending vis-à-vis non-residents are taken from the core balance sheet return which is primarily used for the compilation of the domestic monetary and credit aggregates.

Equivalent data, to the extent that they are relevant, are collected from building societies (which are also MFIs) by the Building Societies Commission. Aggregate data are passed to the ONS for inclusion in the b.o.p.

(ii) *Government sector*: information is provided by the various government departments. Most of the government services and transfers are obtained as a by-product of the compilation of government accounts and from official records.

Other financial institutions:

(iii) *Securities dealers* are all firms dealing in securities in the United Kingdom that are not authorised institutions under the Banking Act 1987. The target population is supplied by the regulator, the FSA, and securities dealers are required to report via the Quarterly Inquiry of Liabilities and Assets, the Quarterly Inquiry of Transactions in Securities, and the Quarterly Inquiry of Income and Expenditure.

(iv) *Insurance companies* are all authorised issuers in the United Kingdom and all companies authorised in other EU countries that have places of business in the United Kingdom. The inquiries to be completed are the following: Quarterly Income and Expenditure, Quarterly Transactions in Financial Assets,

Annual Income and Expenditure, and the Annual Balance Sheet. All inquiries are statutory. In addition, all insurance companies with foreign subsidiary or parent companies are required to report on the Annual Overseas Direct Investment (outward) Inquiry and the Annual Overseas Direct Investment (inward) Inquiry. These two inquiries collect details of transactions with overseas subsidiary and associate companies, the capital and reserves of overseas subsidiaries and associates, and transactions with overseas branches and agents.

(v) *Pension funds* are all self-administered pension funds located in the United Kingdom. The requirement to report on the three inquiries Quarterly Transactions in Financial Assets, Quarterly Income and Expenditure, and Annual Balance Sheet is statutory. The information is used to compile the capital and financial accounts within the national accounts. It is also included in the b.o.p. account and as a component of both insurance and pension funds.

(vi) *Investment trusts* are those companies in the United Kingdom which are published in the Directory of Trusts by the Association of Investment Trust Companies. This is a panel survey for which a fixed panel of contributors is selected. These companies are required to report on the Quarterly Return of Transactions and the Annual Return of Liabilities and Assets. The information is supplied on a voluntary basis.

(vii) *Unit/property trusts* are those set up under the Financial Services Act 1986. This list is published in the Financial Times Unit Trusts Yearbook. The two inquiry forms, the Quarterly Return of Transactions and the Annual Return of Liabilities and Assets, collect balance sheet information on the short-term assets and liabilities of collective investment schemes and their transactions in various long-term financial instruments. This information is supplied on a statutory basis.

(viii) *Enterprises* are surveyed on trade in services and direct investment. For both quarterly and annual data, sample surveys are based on stratified designs and include samples of smaller enterprise groups. The services inquiries are primarily focused on consultancy and business services; insurance brokers; fund

management; education services; merchanting; and film and television services. Royalties are reported as a separate product in the services inquiry. For direct investment, enterprise groups receive inquiries on direct investment capital and earnings.

Non-financial institutions:

(ix) *Households*: some inquiries are specifically aimed at the household sector, such as the International Passenger Survey (IPS).

(x) *Customs and Intrastat data*: data on international merchandise trade outside the EU is collected via customs returns. Intra-EU trade is collected via Intrastat.

(xi) *Transport sector*: the transportation account covers sea, air and other transport. It includes the movement of passengers and freight, and other related transport services.

- Sea transport: statistics relating to UK operators are provided by the Chamber of Shipping (CoS) which conducts inquiries into its members' participation in foreign trade. Since 1995, the CoS has surveyed all its members annually. Estimates of passenger fares paid to non-resident shipping operators are derived mainly from the results of the IPS.
- Air transport: the transactions of UK airlines are derived from returns supplied by the airlines to the Civil Aviation Authority. Fares paid by UK passengers to non-resident airlines is derived from the IPS.
- Other transport: this covers the movement of passengers and freight, and other related transport services, by rail, road and pipeline. Information is provided by Le Shuttle and Eurostar, the International Road Haulage Survey and a survey of North Sea oil and gas companies.

4.14.3.3 Thresholds

In general, the United Kingdom does not apply thresholds for reporting since the data are collected through surveys. The ONS survey forms request data in pounds sterling in millions

to one decimal place. The Bank of England collects data in pounds sterling in thousands. All survey results are grossed up for sampling fractions and non-response.

4.14.3.4 Availability of data

The UK b.o.p. is available on a quarterly basis. There are some surveys specific to the b.o.p. In general, the surveys are designed so as to produce high quality national estimates. However, a geographical breakdown by 42 countries and international organisations is available for the current account total, which is broken down into trade in goods, trade in services, transfers and investment income. A separate research project is under way with respect to the compilation of monthly b.o.p. statistics.

4.14.3.5 Timeliness

Timeliness varies from inquiry to inquiry. In general, the data become available eight weeks after the end of a quarter. There is a four-week turnaround time. Estimates are made for late responses or in the absence of a response either through the grossing procedure or by imputation. Publication of the quarterly b.o.p. accounts takes place 13 weeks after the end of the quarter.

4.14.3.6 Compilation frequency

The UK b.o.p. is compiled on a quarterly basis, although data on trade in goods and services are available on a monthly basis.

4.14.3.7 Data controls

The Statistics of Trade Act used by the ONS contains provisions relating to the provision of inaccurate, false or misleading information. In particular, it is an offence to provide false or misleading information in certain circumstances.

Possible anomalies as a result of inconsistency, implausibility and inconsistencies between reporting schemes are detected by computer programs and/or manual checking by the ONS and the Bank of England. These are usually followed up with the reporting company/bank the following day. The quality of the data received is checked using a combination of validation, auditing and credibility checks, which have been devised over time and which are considered to be appropriate to the ultimate use of the data.

Response rates and reminder procedures are set for each ONS survey. Response rates are set as ONS targets. For banks, the response rate is close to 100%.

Users need to be provided with reliable data as soon as possible after the period to which the data relate. Possible anomalies are detected as early as possible and the reporters concerned are notified by telephone. Queries and resulting amendments to data are initially carried out over the telephone and changes to data which have been reported are annotated and processed immediately. Persistent problems may result in a visit to the responding company/bank to assist in identifying data problems. Late reporters are initially contacted by telephone and subsequently by letter if the information required is not forthcoming. Enforcement action is taken in cases of persistent non response.

4.14.3.8 Revision policy

The ONS and the Bank of England aim to provide accounts that are timely, reliable and internally consistent. Therefore, a balance has to be struck between the need to take account of revisions to component series and the need for coherent accounts. Normally, when the national accounts figures are being prepared for publication in the "Blue Book" and "Pink Book" each year, the estimates for the past four complete years ($t-4$) are reassessed in the "annual round" and balanced with the input-output framework for years up to $t-2$. An

internal Task Force decides whether and, if so, which revisions should be introduced and ensures that all relevant sectors are informed. After publication of the annual figures, the data for all the quarters of the past year covered and those for subsequent quarters only are reassessed in each "quarterly round" (similarly, monthly data are only revised for the years in question). The accounts for periods earlier than those to which reference is made are not usually re-opened in the relevant round. (A detailed description of the revisions in the national accounts is provided in the articles entitled "Handling Revisions in the National Accounts", by David Wroe, *Economic Trends*, No. 480, October 1993 and "Revisions to the UK Balance of Payments", by Stuart Brown and Tim Jones, *Economic Trends*, No. 518, December 1996.)

4.14.3.9 Publication

The UK b.o.p. forms an integral part of the national accounts and this is reflected in the compilation process and the revision policy. Data used to compile the b.o.p. are collected within the framework of the national accounts. Within the national accounts the different accounts (including the RoW account) must balance.

The ONS Pink Book is a b.o.p. publication which is prepared by the BOPFS of the ONS in collaboration with other divisions within the ONS, other government departments and the Bank of England. Advice on this publication is also given to the ONS by various private sector bodies.

The Bank of England only sees the complete b.o.p. data immediately prior to their publication, on the same day. Prior to that, analysts in the MFSD see only those sections of the sector accounts data to which banks contribute directly, in order to assure the quality of those data in relation to data on other sectors. Published data may not reveal, either directly or through residual values, statistics relating to individual institutions unless the prior consent of the latter has been obtained.

The titles of the publications produced by the United Kingdom on b.o.p. statistics are listed in Sub-section 4.14.13.1.

4.14.4 Implementation

4.14.4.1 Monthly key items

At present, the United Kingdom does not compile a monthly b.o.p.; it has also questioned the need for a monthly b.o.p. for policy and operational purposes in the euro area in Stage Three of EMU. The United Kingdom reviewed this situation in 1998 and its report was formally submitted in November 1998. In the meantime, the United Kingdom is continuing to endeavour to make appropriate estimates on the basis of its present reporting system.

The BOPFS Division of the ONS now manages a major programme of projects developed in order to fulfil the ECB requirements for monthly key items over a four-year period, as part of the United Kingdom's preparations to enter EMU. The programme is sponsored by EMU policy units in both HM Treasury and the Bank of England.

A key element of the programme will be to ensure that all possible means to estimate the monthly data within existing resources are utilised. Monthly data will be used where available, monthly proxy indicators where appropriate, and forecasting techniques elsewhere to estimate a monthly path from quarterly data. As part of its quality assurance project the ONS intends to initiate a procedure in consultation with the ECB to examine the quality and use of all the monthly data.

4.14.4.2 Estimation methods for monthly key items

Currently being reviewed.

4.14.4.3 Monthly key items - implementation plan

A table showing details of the implementation of the monthly key items is shown on the following page. A distinction is made between current data availability and future implementation requirements for the United Kingdom. It can be read as follows:

(i) Column 1 shows the key items as endorsed by the Council of the European Monetary Institute (EMI) in November 1994. In this column the various accounts of the b.o.p. are shown together with their sub-components:

current account

– definitions are the responsibility of the European Commission (Eurostat);

capital account

– definitions are the responsibility of the ECB;

financial account

– definitions are the responsibility of the ECB and reports on most items have already been submitted. For other investment, the sector "banks" will coincide with the list of MFIs;

reserve assets

– definitions are the responsibility of the ECB, and harmonisation proposals are currently being discussed.

(ii) Columns 2, 3, 4 and 5 relate to data *availability* and *timeliness*:

column 2

– this column indicates the data available at the present time;

column 3

– this column relates to the *timeliness* for the provision of totals data in column 2. Timeliness means the current delay experienced between the reporting date and the production of the data. For the monthly b.o.p. key items, it has been agreed that *preliminary data* will be acceptable;

column 4

– this column indicates which data for the key items are available on a *quarterly* basis;

column 5

– this column indicates for which item a country-by-country (EU Member States)

breakdown is *already available on a quarterly basis*.

(iii) Column 6 - this column relates to *definitions*. Departures from agreed practice for certain key items are indicated in the footnotes. The short deadline for the provision of the monthly key items, their highly aggregated level and their use for monetary purposes permit some departure from internationally agreed definitions. The definitions for quarterly and annual b.o.p. statistics should be adhered to more closely than those for monthly b.o.p. statistics.

(iv) Column 7 - As a non-participating Member State, a *MUMS/non-MUMS* split is not required for the United Kingdom.

(v) Column 8 - the *implementation timetable* is relevant to all required data which are not currently available within the agreed six-week time-frame. Any intended improvements with regard to data provision are indicated.

4.14.4.4 Implementation of the BPM5

B.o.p. accounts for the United Kingdom are consistent with the BPM5. The full implementation took place in September 1998, and included the production of extensive detailed historic quarterly data on a consistent basis going back to 1987: for the key economic indicators, data have been re-estimated in line with the BPM5 for almost 50 years.

The adoption of the BPM5 has required a number of complementary activities, such as the interpretation of the new framework within the UK context and the identification of new data sources for concepts and transactions not previously identified. Inevitably, some parts of the new accounts are more firmly based than others. For instance, where new information has been required, this has been more readily available for recent periods than for the more distant past.

Currently the ONS publishes the current account inclusive of income from interest rate swaps (although all data sent to the ECB will be consistent with the revised BPM5 classification, in which these have to be redefined as

settlement flows). The ONS plans to change its published accounts in line with the national accounts, as and when the ESA 95 requirements are changed. A key priority of the ONS is that the UK economic accounts, including the b.o.p. and national accounts, are compiled in an integrated fashion and that the data published are fully in alignment.

In order to produce a full and consistent set of BPM5 accounts, the ONS and the Bank of England had to undertake numerous initiatives. As the United Kingdom uses a survey-based system, this meant changing the inquiry forms in order to collect new information which was not previously required. A prime example was the quarterly inquiry into trade in services where there was a greater need for product detail.

The Bank of England also implemented changes to its inquiries in conjunction with its Banking Statistics Review. These changes were fully implemented early in 1998. All changes to inquiries are discussed with respondents.

One of the major changes to the coverage of the accounts was the removal of the offshore centres, i.e. the Channel Islands and the Isle of Man. With this change to the "definition" of the United Kingdom, the b.o.p. is being brought into line with the rest of the national accounts as specified in the Council Directive of 13 February 1989 on the harmonisation of the compilation of gross national product at market prices (89/130/EEC).

Investigations have been carried out into data sources for investment on the part of the household sector, but surveys are relatively ineffective. The possible shortfall in coverage must be kept in perspective; there is little tradition in the United Kingdom of individuals holding foreign-issued securities directly. Most financial investment by households in the RoW sector is undertaken through collective investment media (i.e. unit and investment trusts).

Balance of Payments Statistics Implementation of the Monthly Key Items

UNITED KINGDOM UPDATED: AUGUST 1999 KEY ITEMS	CURRENT DATA AVAILABILITY				DEFINITIONS to be implemented by 1998	IMPLEMENTATION TIMETABLE (to be filled in) (see also footnote)
	TOTALS step 1 approach ¹⁾	TIMELINESS	QUARTERLY DATA	GEOGRAPHICAL BREAKDOWN ⁶⁾ Country by Country EU-Member States		
Current account	partial	8 weeks	Y	quarterly		8)
Goods	Y	8 weeks ²⁾	Y	annual		
Services	Y	8 weeks	Y	annual		
Income	partial	8	Y	annual		
Transfers	partial	8	Y	annual		
Capital account	partial	8 weeks	Y	annual		
Financial account						
Direct investment	partial	12 weeks	Y	annual	3)	
abroad	partial	12 weeks	Y	annual		
in the reporting economy	partial	12 weeks	Y	annual		
Portfolio investment	partial	12 weeks	Y	Quarterly 6)		
equity securities	partial	12 weeks	Y	Quarterly 6)		
debt securities	partial	12 weeks	Y	Quarterly 6)		
bonds and notes	partial	12 weeks	Y	Quarterly 6)		
money market instruments	partial	12 weeks	Y	Quarterly 6)		
Financial derivatives	N		partial			
Other investment	partial	12 weeks	Y	Quarterly 6)		
banks	partial	4 weeks	Y	Quarterly 6)	5)	
long-term	N		Y 7)	Quarterly 6)		
short-term	partial	4 weeks	Y 7)	Quarterly 6)		
general government	partial	12 weeks	Y	Quarterly/annual 6)		
monetary authorities	N		N			
other sectors	N		Y	Quarterly 6)		
Reserve assets	Y	12 weeks	Y			
General:	The United Kingdom regards balance of payments statistics as an integral part of national accounts statistics. Therefore most items are only available on a quarterly basis. At present, the United Kingdom is in a position to provide monthly data for the key items goods, services, transfers and reserve assets.					
	* Entries with column timeliness refer to the available monthly data. Entries within column definitions refer to quarterly data.					
	* BPHS implemented in September 1998 (including the deviations mentioned in footnotes 2-4); monthly estimates being developed; using existing data and modelling techniques, but without a geographical split.					
	As a non-participating Member State, UK estimates will be provided on a best endeavour basis in accordance with a timetable to be agreed with the ECB.					
	Intrastat data delayed; projected estimates are produced at six weeks using ARIMA models.					
	Estimates using monthly data for acquisitions and mergers are being developed.					
	Financial derivatives are to be reallocated from income maturity analysis.					
	Sector breakdown - the banks sector excludes building societies at present (these amounts are not significant).					
	As a non-participating Member State, a geographical breakdown is not required.					
	Portfolio investment/other investment assets - the United Kingdom collects some levels data from which flows could be estimated; portfolio investment/other investment liabilities - limited information is available; collection is difficult owing to bearer securities and nominees' accounts.					
	See the UK country table for money and banking data					
	Published figures for goods and services are currently supplied at eight weeks. A timetable for all monthly key items at six weeks is to be agreed with ECB during 1999.					

4.14.4.5 Standard components - quarterly and annual

From September 1998 onwards data have been compiled and presented on a BPM5 basis.

4.14.5 Investment income

4.14.5.1 Specific features of data collection

Estimates for investment income are largely based on quarterly and annual surveys undertaken by the ONS and the Bank of England. The Bank of England conducts quarterly surveys covering UK banks' earnings on portfolio investment abroad (credits), UK banks' earnings on borrowing and lending (within other investment credits and debits) and UK banks' direct investment earnings (both credits and debits). Surveys conducted by the ONS cover direct investment earnings by sectors other than banks (both credits and debits), portfolio investment earnings (credits only) by insurance companies and pension funds and other financial intermediaries. In some instances earnings are estimated by applying appropriate rates of return to stocks data.

The ONS has not observed a bias towards the under-recording of credits in the income account. No adjustments are made between annual, quarterly and monthly figures; nor is any reconciliation undertaken between estimates and outcome.

The ONS has been publishing a quarterly EU/non-EU breakdown of income consistent with the BPM5 since March 1999. Furthermore, an annual country breakdown of the main aggregates of the b.o.p. current account, which closely approximates level three of the European Commission's (Eurostat's) "Vademecum", has been published since 1996. Compilation systems which produce the quarterly and annual geographic split will be used to provide estimates of investment income with EU Member States not participating in Monetary Union. Quarterly back data will be

available from the first quarter of 1996 onwards.

Investment income estimates for both credits and debits are allocated to countries using the residency of the actual counterpart, i.e. the creditor/debtor principle. There are, however, a number of conceptual and practical limitations associated with the collection of geographical data on investment income. In particular, flows through financial intermediaries are harder to allocate correctly to an individual country. These estimates should be seen as a broad indication of the earnings on investment between the United Kingdom and overseas economies.

In general, revisions are carried out as a result of the annual surveys, which are more comprehensive in terms of the sample size and the detail of the questions asked than the quarterly surveys. Moreover, historical quarterly series are revised in line with UK national accounts revisions policy each quarter. This usually means that up to seven recent quarters are liable to be revised on the basis of late returns and corrections to the quarterly survey.

4.14.5.2 Definitions

In principle, the United Kingdom complies with the recommendations of the BPM5 and the harmonisation proposals made by the Working Group on Balance of Payments and External Reserves (the former Task Force on Financial Flows and Stocks Statistics). Investment income consists of direct investment income, portfolio investment income and other investment income. Earnings on reserve assets are included as a separate category for domestic publications, but are included in other investment, as specified by the BPM5, in the data supplied to the ECB.

4.14.5.2.1 Direct investment income

Earnings from direct investment could, for example, take the form of a dividend or interest on an outstanding loan. The information is collected in annual and quarterly sample surveys

which include grossing to the population. Earnings data are collected on:

- the profit or loss attributable to the parent company;
- interest payments and receipts between related; and
- branch profits (currently collected on an all-inclusive basis for branches of financial institutions).

Rates of return can be calculated from the above data, e.g. earnings as a percentage of stocks held at the end of the period. Reinvested earnings are calculated as profits earned during the period less dividends paid, both for inward and outward investment. Interest payments and receipts between related concerns as a result of inter-company loans are recorded quarterly and annually.

4.14.5.2.2 Portfolio investment income

Although income data for banks are collected separately and are not derived from levels, they are also checked against stocks for plausibility.

The weakest area of geographical data is non-bank's portfolio investment income, where there has not been any regular inquiry. The split of portfolio investment income into equity and debt, broken down by bonds and notes and money market instruments, will be allocated in the same proportions as the world total. A similar methodology will be applied to the split of direct investment income into equity and debt.

4.14.5.2.3 Other investment income

Although income on loans and deposits by banks are collected separately and are not derived from levels, data are also checked against stocks for plausibility.

4.14.5.3 Deviations from agreed definitions

None.

4.14.5.4 Gaps

None.

4.14.5.5 Intended harmonisation

None.

4.14.5.6 Estimation methods

See Sub-section 4.14.5.1 above for a summary of the estimation methods. Income data are collected on an accrued basis on ONS and Bank of England survey forms. All the requirements set out in the document entitled "Statistical requirements for Stage Three of Monetary Union - Implementation package" (Implementation Package) would be met on time.

4.14.6 Capital account

4.14.6.1 Specific features of data collection

Part of the general reporting system (see Sub-section 4.14.3.2).

4.14.6.2 Definition

In principle, the United Kingdom intends to comply with the recommendations of the BPM5 and the harmonisation proposals made by the Working Group on Balance of Payments and External Reserves (the former Task Force on Financial Flows and Stocks Statistics).

4.14.6.3 Deviations from agreed definitions

None.

4.14.6.4 Gaps

None.

4.14.6.5 Intended harmonisation

The United Kingdom has published estimates for the capital account routinely in the b.o.p. First Release and Pink Book since September 1998.

Sales and purchases of non-produced non-financial assets have been identified from the extended quarterly inquiry into trade in services and estimates were included for the first time in the 1998 Pink Book.

4.14.7 Direct investment

4.14.7.1 Specific features of data collection

Extensive use is made of commercial databases (e.g. Dun & Bradstreet and Worldbase) in order to maintain a company register as the basis for the sample framework.

The Bank of England collects data on direct investment by banks. These data cover interbank direct investment. If the direct investment crosses a sector boundary (i.e. if a bank invests in a non-financial enterprise), the central bank liaises with the ONS in Newport.

The surveys are based on paper forms which are generally sent to the head of the enterprise group within the United Kingdom and with which consolidated information for the group as a whole is requested. In view of the nature of direct investment, the questionnaires used are relatively complex. Therefore, over the years, there have been a number of changes to the forms to improve consistency and coherence. The latest change concerns the move to the new ESA 95 and the BPM5. In the b.o.p. the historical series have been amended in order to overcome the discontinuity problems.

A geographical breakdown of investment is collected only as part of the annual inquiry. The analysis of inward investment is based on the country of ownership of the immediate parent

company. Thus, inward investment in a UK company may be attributed to the country of the intervening overseas subsidiary, rather than to the country of the ultimate parent. Similarly, the country analysis of outward investment is based on the country of ownership of the immediate subsidiary. For example, to the extent that overseas investment in the United Kingdom is channelled through holding companies in the Netherlands, the underlying flow of investment from this country is overstated and the inflow from originating countries is understated.

Quarterly estimates by country based on annual breakdowns are available for investment earnings going back to the first quarter of 1996.

4.14.7.2 Definition

Data include the investors' share of the reinvested earnings of the subsidiary or associated company, the net acquisition of share and loan capital, changes in the inter-company accounts and changes in branch/head office indebtedness. All short-term and long-term loans between affiliated enterprises (including trade credits) are included in the figures for inter-company loans, except for those between affiliated banks and financial intermediaries. Real assets in the sense of investment in land, structures or equipment are recorded in the annual and quarterly surveys.

In the United Kingdom, for the purposes of the statistical inquiry, direct investment is based on a holding of 10% or more in the foreign enterprise. The inquiries cover investment in subsidiaries, associate companies and branches. They do not cover cross-border investment by public corporations or investment in property. These are regarded as direct investment in the national accounts, however, and figures for that activity are added to inquiry totals when they are used in the b.o.p. and national accounts.

The definitions used to compile direct investment information are based on

international guidelines. These include the BPM5, the OECD Benchmark Definition of Foreign Direct Investment (third edition) and the ESA 95. They also take account of corporate accounting practices in the United Kingdom through periodic reviews, which include consultation with contributors.

Direct investment and portfolio investment are measured independently.

It is not possible to identify direct investment specifically from the portfolio investment inquiries, mainly because they do not collect information on ownership. The direct investment inquiries include special purpose entities in the form of holding companies.

4.14.7.3 Deviations from agreed definitions

The United Kingdom does not completely use the fully consolidated system for recording direct investment. On the outward side, contributors are asked to consolidate the figures for each of the directly owned subsidiaries and associates with the indirectly owned businesses, but - if that is not possible - data for indirect subsidiaries and associates should be reported separately. On the inward side, the United Kingdom generally approaches the head of the UK part of the group and asks for consolidated figures for the group as a whole. If requested to do so by the group, the United Kingdom approaches individual enterprises.

Direct investment inquiries record earnings net of tax, but tax is added on for national accounts purposes. Earnings of financial institutions are compiled on an all-inclusive basis, rather than according to the current operating performance concept.

4.14.7.4 Gaps

All sectors are covered, either by the ONS or by the Bank of England, via sample survey data. Monthly data are not collected, except for non-

statutory returns on cross-border acquisitions and mergers.

4.14.7.5 Intended harmonisation

Information on withholding tax is being developed in order to move closer to the current operating performance concept. Moreover, monthly series are being developed, using modelling techniques.

4.14.7.6 Estimation methods

Estimates for individual concerns not selected for the annual inquiries are produced using the actual returns to the inquiry. Quarterly aggregates are produced by projecting forward annual figures using the quarterly inquiry sample.

4.14.8 Portfolio investment

4.14.8.1 Specific features of data collection

For banks, outward portfolio investment is effectively covered by the total outward portfolio investment survey carried out by the Bank of England.

Estimates of UK banks' investment in money market instruments issued by the RoW are reported directly to the Bank of England as part of monthly/quarterly surveys, and include debt securities, described as "money market paper" in the ECB's Banking Statistics Compilation Guide, and debt securities with similar characteristics but issued with an original maturity of over one year. Portfolio investment also includes a significant volume of transactions associated with the securitisation of loan portfolios.

For non-banks, information on outward investment is obtained from the Annual Balance Sheet Inquiry form which the ONS sends to pension funds, insurance companies, securities

dealers, financial leasing companies, non-bank credit grantors, unit trusts and investment trusts. The actual population varies for each inquiry. The inquiries are conducted on a statutory basis, with the exception of that of unit trusts and financial leasing companies, which are asked to respond on a voluntary basis.

The ONS calculates estimates of transactions in foreign-issued securities on the basis of integrated quarterly inquiries which have separate questions on securities issued by non-residents and by UK residents. Estimates of holdings are based on similar but less frequent (e.g. annual) inquiries. Financial companies report transactions directly (acquisitions and disposals), while those of non-financial companies are estimated from changes in balance sheet values. Estimates of UK investment in money market instruments issued by non-residents are obtained from quarterly/annual surveys carried out by the ONS.

Information on inward investment in government securities is obtained from, inter alia, banking statistics and other Bank of England sources such as the Central Gilts Office. The Bank conducts a survey into the holders of British government securities.

Investment in UK company bonds is calculated by the ONS as the difference between net new issues and net investment from UK domestic sources. The sectorisation of these bonds is currently based on the crude assumption that UK banks' and other sectors' liabilities to non-residents are roughly in proportion to their percentage of the total company bonds issued that quarter. A similar methodology is used to estimate non-resident acquisitions or disposals of government foreign currency bonds. Purchases by non-residents are assumed to be the residual value after accounting for acquisitions and disposals by UK banks and non-banks.

Estimates of investment in ordinary shares of UK companies are derived from quarterly

inquiries conducted by the ONS and the Bank of England and from Stock Exchange data. These data are then adjusted to take account of total stocks of non-resident investment in ordinary shares collected in the ONS's triennial Share Register Survey (SRS). The last SRS took place in respect of end-1997. Estimates are also included for investment in unquoted shares. Estimates for non-resident investment in money market instruments issued by UK banks are reported directly to the Bank of England in monthly/quarterly surveys. Estimates of non-bank money market instrument liabilities are predominantly derived from residual values after accounting for all net issues and net purchases. This residual estimation method is used, in particular, to estimate non-resident investment in commercial paper and sterling Treasury bills.

In common with many other countries, the United Kingdom has problems compiling accurate information on the geographical allocation of tradable inward portfolio investment (including equities, bonds and money market instruments) when the securities can be sold on in secondary markets - as the issuer of the security may not be aware of the current holder.

It is not possible to identify direct investment specifically from the portfolio investment inquiries, mainly because they do not collect information on ownership.

4.14.8.2 Definition

Estimates of non-resident investment in UK company bonds are obtained by assuming that any net transactions in UK securities not attributed to the domestic sectors (using all the sources of information available) are attributable to non-residents.

Geographical analysis is based on balance sheets on a quarterly basis (stocks).

Fee and commission earnings are collected on Form BP (see Sub-section 4.14.3.2), and are

included (on a gross basis) in the trade in services component of the current account - and are therefore not included within portfolio investment income.

4.14.8.3 Deviations from agreed definitions

A reclassification of money market instruments under the portfolio investment account is necessary. At the moment these instruments are classified elsewhere in the accounts.

4.14.8.4 Gaps

The United Kingdom does not currently produce portfolio investment income with a maturity breakdown, although such information could be collected on the new EMU form for banks (see Sub-section 4.14.4.1).

4.14.8.5 Intended harmonisation

Within the framework of the Banking Statistics Review, the possibility of a country analysis, currency breakdown and instrument split for the assets side will be investigated. For the liabilities side, there is no separate regime concerning the financial transactions of banks.

4.14.8.6 Estimation methods

See Sub-section 4.14.8.1 for a description of the estimation methods. Quarterly estimates are produced for portfolio investment.

Inquiries for pension funds, insurance companies and securities dealers use common methods for compiling quarterly estimates. In each case the information is collected from a sample of companies. The data are then grossed up using auxiliary information, which is available for the complete population of the industry. The samples are broken down in strata that group together companies with similar characteristics.

Any unusual returns will be validated and abnormally large returns will be given a reduced weight in the estimation process.

4.14.9 Financial derivatives

4.14.9.1 Specific features of data collection

No estimates of publishable quality for financial derivatives have yet been produced by the United Kingdom. The Bank of England has collected quarterly data on the derivatives activity of banks since the fourth quarter of 1997, and the ONS has collected information from the major non-bank financial institutions since the first quarter of 1998. Full publication will commence once the consistency and quality of the data have been confirmed. On publication, all information will be published separately under financial derivatives in the financial account.

For banks, all data are collected on a quarterly basis, using a survey-based system that collects both the value of outstanding contracts and the associated flows. Premia on options are included within these flows, as are non-repayable variation margin payments associated with exchange traded activity. Repayable margins, including initial margins on exchange traded activity, are not recorded as transactions in derivatives. The Bank of England collects detailed information according to product type (swaps, forwards, FRAs and options), risk category (interest rate, foreign exchange or commodity/equity), currency and (for stocks only) by country of counterpart.

For non-bank financial institutions, additional questions have been added to the existing ONS inquiries to collect annual balance sheet information and quarterly transactions data. In addition, for the securities dealers' sample, the quarterly transactions and balance sheet inquiry includes some additional questions on the product and sectoral breakdown of the counterparties. The sectoral breakdown is collected on a quarterly basis. Respondents are

asked to provide a split between transactions and positions held with central banks, banks, building societies, other financial institutions, non-financial institutions and the RoW. The instrument breakdown requested on the forms is swaps, FRAs and other derivative instruments. The process of estimation is the same for each instrument specified. No geographical breakdown is collected other than resident/non-resident.

4.14.9.2 Definitions

Data are collected according to the international statistical standards, using the normal residency criterion (country of incorporation of the counterparty). Although stocks are collected on a gross basis, transactions in derivatives are collected on a net basis, i.e. transactions in assets are not separately identified from transactions in liabilities.

4.14.9.3 Deviations from agreed definitions

The United Kingdom does not currently publish comprehensive data on financial derivatives, although the net streams of interest payments on interest rate swaps and FRAs are currently included within the portfolio investment part of the current account. However, data supplied to the ECB and the European Commission (Eurostat) will be on the revised basis, with interest rate swaps included in the financial account. When the decision is made to reclassify interest rate swaps in its published accounts, this will be done in co-ordination with the presentation of the domestic sector accounts in the national accounts.

4.14.9.4 Gaps

No geographical breakdown is available for non-bank financial institutions and, except in the case of security dealers, the instrument and counterparty sector breakdowns are limited:

investigations are continuing into whether the information can be compiled at the level of detail requested. It is not possible to distinguish between option-style variation margins and future-style variation margin payments.

4.14.9.5 Intended harmonisation

None.

4.14.9.6 Estimation methods

Some banks approximate the split between resident and non-resident transactions in derivatives. In addition, a full geographic analysis of transactions is not currently possible, and any split between euro area/non-euro area countries will need to be estimated from stocks.

All the inquiries that collect derivatives data, including pension funds, insurance companies and securities dealers, will use common methods for compiling quarterly estimates. These inquiries are linked to those collecting information on portfolio investment (see Sub-section 4.14.8.6). The estimation of a geographical breakdown will probably be based on experience with the data collected for the banks.

4.14.10 Other investment

4.14.10.1 Specific features of data collection

Other investment estimates are largely based on stocks data, although actual flows are available for some components. Geographical data for other investment are not available.

Information on the assets and liabilities of the general government sector are derived from the official records of government departments. The foreign currency borrowing and lending of banks is calculated from the end-quarter balances of claims and liabilities reported to the Bank of England by all UK resident banks and

similar institutions. Estimates for sterling borrowing and lending abroad are also derived from changes in the external balances from the banking statistics produced by the Bank of England.

Estimates concerning the assets and liabilities of other UK residents (non-government, non-banks) come from a variety of sources including the ONS, the Bank of England, the European Investment Bank and the BIS. Export credits are taken from the Export Credit Guarantee Department (ECGD), together with long-term sterling assets acquired from UK banks under ECGD refinancing agreements. In principle, trade credit is recorded at the time of the extension of credit.

The sectoral breakdown of other investment produced by the ONS is limited to a split between MFIs (with banks and building societies separately identified), central government, public corporations and other sectors. The other sectors category consists of insurance companies and pension funds, other financial intermediaries, private non-financial corporations and the household sector, but these sectors cannot be separately identified.

For inward investment, it is not possible to distinguish foreign deposits with UK banks from foreign loans to UK banks. The estimates for foreign loans to UK banks are therefore included inseparably under deposits. For outward investment, all loans by MFIs are assumed to be short-term and, for inward investment, all loans to UK securities dealers are assumed to be short-term.

4.14.10.2 Definition

In principle, the United Kingdom complies with the recommendations of the BPM5 and the harmonisation proposals made by the Working Group on Balance of Payments and External Reserves (the former Task Force on Financial Flows and Stocks Statistics). Other investment consists of trade credit, loans, currency and deposits and other assets and liabilities. Finance

leasing is included within loans and is recorded according to standard international guidelines. Foreign currency notes and coin are included under currency and deposits.

Repos (i.e. repurchase agreements), and the less common sell/buy-back transactions, are recorded on a collateralised loan basis. The majority of repos usually mature within a single month. Loan portfolio trading should, in principle, be recorded indistinguishably within total loans, but - as the data are not collected separately - it is not possible to assess its significance.

Bond lending is not included under other investment; all acquisitions of bonds are recorded under either direct or portfolio investment.

Short-term credits and liabilities between affiliated enterprises are recorded as direct investment and not under other investment, except in the case of banks.

4.14.10.3 Deviations from agreed definitions

With regard to the classification of monetary gold, the United Kingdom has a derogation from the European Commission (Eurostat) until 2005. In the United Kingdom gold is traded in the same way as any other financial asset. According to the SNA/ESA, all monetary gold is held by the general government. The Bank of England will collect gold data separately, but the United Kingdom will treat them in the same way as any other foreign currency in the b.o.p. For repos, there is no deviation from the treatment recommended by the former Task Force on Financial Flows and Stocks Statistics.

4.14.10.4 Gaps

None.

4.14.10.5 Intended harmonisation

None.

4.14.10.6 Estimation methods

Quarterly estimates are produced for other investment. See Sub-section 4.14.10.1 above for a summary of the estimation methods.

4.14.11 Reserve assets

4.14.11.1 Specific features of data collection

Information on the official reserves is recorded within the exchange equalisation account (a government account) by the Bank of England. Both an instrument and, from December 1997, a limited currency breakdown are available. Publication of the Forward Book, on a quarterly basis and two months in arrears, also commenced in December 1997. From October 1998 onwards the Forward Book was published monthly. When expressed in pounds sterling, reserve data are converted using closing middle market rates of exchange.

4.14.11.2 Definition

Agreement has been reached to present reserve assets on a BPM5 basis. (Details of official foreign currency debt are available with a two-month time-lag and are treated as highly confidential, in view of their market sensitivity.) Data on the instrument breakdown are published monthly, two months in arrears. Financial derivatives are recorded on a nominal basis (Forward Book), but are not currently included in the b.o.p. reserves figure. Holdings of securities are valued on a historic cost basis.

4.14.11.3 Deviations from agreed definitions

At the moment, reserve assets and official foreign currency debt are valued at historic cost (but revalued in March each year) and do not include accrued interest.

In the instrument breakdown of the reserves, financial derivatives are not currently included.

For the i.i.p., other valuation changes are implicitly included in transactions, which are shown on a net basis.

4.14.11.4 Gaps

Data availability is unproblematic.

4.14.11.5 Intended harmonisation

Steps are being taken to include data on financial derivatives in the total reserves figure. Financial derivatives will also be separately identified in the instrument breakdown of the reserves.

Progress is also anticipated on producing data on a market value basis. Further work needs to be done to produce data on an accrued basis.

4.14.12 International investment position

4.14.12.1 Specific features of data collection

The i.i.p. is published quarterly as part of the UK b.o.p. data set, with a timeliness of three months. In general, information on levels of investment is collected on the same forms as are used for flows and income as part of the integrated data collection for the whole of the UK national accounts. I.i.p. levels are fully consistent with the RoW sector accounts balance sheets.

For banks, data on levels are collected on a quarterly basis with respect to both direct investment and portfolio investment as well deposits held with non-residents and loans to non-residents. All these data include a full country breakdown for each.

For other financial intermediaries, quarterly levels are based on a combination of pure stocks data and accumulated flows. However, with the exception of liabilities for portfolio and other investment, surveys on levels are conducted at least annually. Annual benchmark surveys -

typically with an expanded sample compared with quarterly inquiries - are conducted for direct investment and portfolio investment assets, and take place around 10 months after the year-end. Therefore, published levels for the year-end are considered to be provisional until the release of those data published after 12 months. Quarterly levels between benchmark inquiry levels are revised on the basis of the previous quarterly profile. (Essentially, quarterly flows are pro-rated to the annual flow and accumulated to the previous year's level to bring them into alignment.)

The United Kingdom participated in the 1997 IMF Co-ordinated Portfolio Investment Survey (CPIS). Coverage of the survey was limited to mandatory items, except in the case of banks, for which short-term debt instruments were included. Data relating to banking activities were collected from standard balance sheet returns (primarily servicing the BIS international banking statistics) and also included non-mandatory information on money market instruments. For financial intermediaries other than banks, however, special ministerial approval was required to extend the coverage of the inquiry from global coverage only to a geographical breakdown. Such ministerial approval would also be required for any repetition of the survey: the earliest this could be obtained would be in connection with the inquiry relating to end-year 2000.

The United Kingdom will review its position on whether to participate in a future CPIS exercise on the basis of a review of the success of the 1997 exercise. The decision on whether to repeat the geographical breakdown of the i.i.p. for non-banks, and at what frequency, would also take into consideration the (likely) outcome of the recommendations of the ECB's WG BP&ER on portfolio investment.

The 1997 CPIS survey was restricted to end-investors only and did not cover custodians based in the United Kingdom acting on behalf of non-residents. This was consistent with the approach adopted for all ONS inquiries for b.o.p. purposes. While it is recognised that there

is a desire on the part of other countries for UK custodians to be surveyed, this would not only be unnecessary from a UK perspective, but it is also unclear whether the existing statutory authority (the Statistics of Trade Act) would cover such an approach, so that it would have to be done on voluntary basis. It is anticipated that it would be more difficult to obtain ministerial approval for such an inquiry.

The banks' contribution to the i.i.p. is largely obtained from end-month balance sheet returns, supplemented by more detailed quarterly and annual data. Data are not collected by accumulating flows (see Sub-section 4.14.3.2 for more details of the reporting forms). Data are collected according to international guidelines, and to the same time scale as the b.o.p. (see Sub-section 4.14.3.9).

A geographical allocation between euro area/non-euro area countries is possible for data on banks' assets. However, there are difficulties in compiling a geographical breakdown of the holders of tradable debt securities issued by UK residents (also see Sub-section 4.14.8.1).

4.14.12.2 Definitions

In principle, the United Kingdom complies with the recommendations of the BPM5 and the harmonisation proposals made by the Working Group on Balance of Payments and External Reserves (the former Task Force on Financial Flows and Stocks Statistics).

4.14.12.2.1 General

I.i.p. definitions are in line with international guidelines, with practices being similar to those outlined in earlier chapters for information on income.

4.14.12.2.2 Direct investment

Direct investment stocks are recorded at book value, equal to historic cost minus allowances

for depreciation and write-offs. The directional principle is used, and reinvested earnings are also included.

4.14.12.2.3 Portfolio investment

The United Kingdom estimates the level of portfolio investment liabilities for equity held by non-residents directly. The ONS conducts a regular survey of share registers in order to identify holdings by the domestic sector as well as the RoW. The SRS was carried out annually in respect of end-years 1989 to 1994 and again in 1997. In future it is planned to carry out at least an annual survey using data from the electronic CREST registration system with a triennial "top-up" survey of manual administrative records. (More frequent "top-up" surveys would be dependent upon the availability of resources and funds.) There is a limited geographical breakdown available from the SRS; there is none from CREST. The coverage of the CREST system is likely soon to be extended to include UK government securities (gilts). Otherwise there is no direct measurement of RoW levels for debt liabilities: these are generally deduced from total UK issues less domestic acquisitions.

Portfolio investment instruments are collected according to international definitions, with money market instruments being recorded at the market, or discounted, price.

4.14.12.2.4 Financial derivatives

The vast majority of stocks data are collected on a marked-to-market basis, although some banking book data are collected on an accruals basis. This applies to all instrument types - including options, swaps, FRAs and forwards. Data are recorded on a gross basis, meaning that levels with a positive value are recorded separately from positions with a negative value.

4.14.12.2.5 Other investment

International guidelines are followed in recording other investment stocks.

4.14.12.2.6 Reserve assets

Reserve assets data are recorded at closing middle market exchange rates. The valuation of reserve assets is on a historic cost basis. The data are produced from administrative information. Data recorded in the i.i.p. are based on stocks data produced from administrative information. For further information on the compilation of reserves data, see Sub-section 4.14.11.

4.14.12.3 Deviations from agreed definitions

There is currently no reconciliation between flows data in the b.o.p. and levels data in the i.i.p. The ONS plans to investigate possible methods of reconciliation during 2000.

4.14.12.4 Gaps

None.

4.14.12.5 Intended harmonisation

See Sub-section 4.14.12.3.

4.14.12.6 Estimation methods

None.

4.14.13 Administration

4.14.13.1 Titles of publications

(i) ONS

Economic Trends (monthly)

Financial Statistics (monthly)

UK Economic Accounts (quarterly)

UK Balance of Payments "The Pink Book" (annual)

UK national accounts "The Blue Book" (annual)

(ii) Bank of England

Monetary and Financial Statistics (monthly)

Statistical Abstract (annual)

Mr. Colin Yeend

Office for National Statistics

BoP Investment and Co-ordination

BoP and Financial Sector Division

1 Drummond Gate Threadneedle Street

GB - LONDON SW1V 2QQ

Tel.: (0044) 171 533 6075

Fax: (0044) 171 533 6061

Mr. Stephen Sabine

Bank of England

BoP Statistics

Monetary and Financial Statistics Division

Threadneedle Street

GB - LONDON EC2R 8AH

4.14.13.2 Contributors

Tel.: (0044) 171 601 4382

Fax: (0044) 171 601 3334

This country information was initially drafted in 1996 by the EMI's BOP Section. It was subsequently amended and agreed with the United Kingdom in 1997 and extensively redrafted and expanded by the United Kingdom in 1999. Enquiries of a general nature should be addressed to the Press Division of the ECB. Enquiries specific to the United Kingdom should be addressed to:

5 ANNEX

5.1 GLOSSARY

The definitions of the terms included in this section are taken from the IMF Balance of Payments Manual (5th edition), the EMI's Implementation Package or from reports prepared by the EMI's BOP Financial Flows and Stocks Task Force, the forerunner of the ECB Statistics Committee's Working Group on Balance of Payments and External Reserves Statistics. The terms are shown in alphabetical order.

Accruals principle (recording on a transactions basis) - a continuous method of recording that matches the cost of capital with the provision of capital. This concept, which is broader than the actual payment of dividends and interests (on a cash or settlement basis), covers dividends due for payment, interest accrued, and unremitted profits (reinvested earnings) of direct investment enterprises.

Assets/liabilities principle - in the field of the direct investment account, this principle implies the recording of all claims of resident direct investors and direct investment enterprises under the heading direct investment abroad and the recording of all liabilities of resident direct investors and direct investment enterprises under the item direct investment in the reporting country. This approach does not take into account the status of the enterprise involved in the direct investment transaction.

Balance of payments (b.o.p.) - the statistical statement that systematically summarises for a specific time period (usually monthly, quarterly and/or annually) the economic transactions of an economy with the rest of the world. Transactions between residents and non-residents, consist of those involving goods, services and income; those involving financial claims on and liabilities to the rest of the world; and those classified as transfers (such as gifts) which involve offsetting entries to balance - in an accounting sense - one-sided transactions.

Bonds and notes - these are securities issued with an initial maturity of more than one year which usually give the holder: (i) the unconditional right to a fixed monetary income or contractually determined variable monetary income (payment of interest being independent of the earnings of the debtor); and (ii) the unconditional right to a fixed sum in repayment of the principal on a specified date or dates.

Capital and financial account - the capital account covers all transactions that involve the receipt or payment of capital transfers and the acquisition or disposal of non-produced, non-financial assets, while the financial account covers all transactions associated with changes of ownership in the foreign financial assets and liabilities of an economy, including the creation and liquidation of claims on or by the rest of the world.

Cash basis - see accruals principle.

C.i.f. (cost, insurance and freight at the importer's border) - valuation of the goods at the market value at the customs border of the economy from which they are imported, including in the import value the insurance and transportation costs.

Credits and debits - a credit in the b.o.p. records the provision of goods or services, a decrease in holdings of a financial asset or an increase in liabilities. Credits and debits form the two elements in the simple double-entry system used for recording the b.o.p.

Current account - the current account covers all transactions between resident and non-resident entities that involve economic values. Also covered are offsets to current economic values provided or acquired without a reciprocal exchange. The major classifications are goods and services, income and current transfers.

Debtor/creditor principle - foreign assets are geographically allocated to the country of the debtor (issuer), while liabilities are allocated

to the country of the creditor (holder). This principle is the most appropriate choice if the interest concerns a change in the geographical distribution of the items on the nation's balance sheet.

Direct investment - the category of international investment that reflects the objective of obtaining a lasting interest of a resident entity in one economy in an enterprise resident in another economy. The resident entity is the direct investor and the enterprise is the direct investment enterprise. The lasting interest implies the existence of a long-term relationship between the direct investor and the enterprise and a significant degree of influence by the investor on the management of the enterprise.

Direct investment enterprises - an incorporated or unincorporated enterprise in which a direct investor, who is resident in another economy, owns 10% or more of the ordinary shares or voting power (of the incorporated enterprise) or the equivalent (of the unincorporated enterprise).

Direct investors - these may be individuals, incorporated or unincorporated private or public enterprises, associated groups of individuals or enterprises, governments or government agencies, or estates, trusts, or other organisations that individually own 10% or more of the ordinary shares or voting power of an incorporated enterprise or the equivalent of an unincorporated enterprise in economies other than those in which the direct investors reside.

Directional principle - the recording of direct investment flows according to the directional principle means, in general, that all capital transactions with foreign direct investment enterprises are recorded by the country of the direct investor as direct investment abroad; all capital transactions of resident direct investment enterprises with foreign direct investors are recorded by the country of the direct investment enterprise as direct investment in the reporting country. The

status of the resident enterprise (i.e. direct investor or direct investment enterprise) in relation to its counterpart in the transaction is essential for the recording of direct investment flows.

Euro area assets - this term is used in relation to Stage Three of Economic and Monetary Union and signifies assets either issued or placed by or with non-residents of the Member States participating in the euro area.

Euro area liabilities - this term is used in relation to Stage Three of Economic and Monetary Union and signifies liabilities either issued or placed by or with residents of the Member States participating in the euro area.

European System of Central Banks (ESCB) - this is composed of the ECB and the national central banks of the EU Member States.

Eurosystem - is composed of the ECB and the national central banks of the Member States participating in the euro area. It is governed by the Governing Council of the ECB and constitutes the monetary authority of the euro area.

Euro area - the euro area covers the economic territory of the EU countries (see below) participating in Stage Three of Economic and Monetary Union and the ECB. The EU Member States participating in the euro area at present are: Belgium, Germany, Spain, France, Ireland, Italy, Luxembourg, the Netherlands, Austria, Portugal and Finland.

European Union Member States (EU Member States) - Belgium, Denmark, Germany, Greece, Spain, France, Ireland, Italy, Luxembourg, the Netherlands, Austria, Portugal, Finland, Sweden and the United Kingdom.

European Union (EU) - comprises the Member States of the EU and the EU institutions. All EU institutions besides the ECB are considered non-euro area resident units.

Equity - covers all instruments and records acknowledging, after the claims of all creditors have been met, claims on the residual value of incorporated enterprises. Shares, stocks, preference stock or shares, participation, or similar documents usually denote ownership of equity. Transactions in shares of collective investment institutions, e.g. investment funds, are also included.

European System of National and Regional Accounts (ESA 95) - this is an internationally compatible accounting framework for a systematic and detailed description of a total economy (that is a region, country or group of countries), its components and its relations with other total economies. The ESA 95 is fully consistent with the SNA 93 (see below), but focuses more on the circumstances and data needs in the European Union. The ESA 95 was adopted in the form of a Council Regulation dated 25 June 1996.

Financial derivatives - financial instruments that are linked to a specific financial instrument, indicator or commodity, and through which specific financial risks can be traded in financial markets in their own right.

F.o.b. (free on board at the exporter's border) - valuation at the market value of the goods at the customs border of the economy from which they are exported, excluding the respective insurance and transportation services incurred.

Goods - covers general merchandise, goods for processing, repairs on goods, goods procured in ports by carriers and non-monetary gold.

International investment position (i.i.p.) - the statistical statement of the value and composition of the stock of an economy's financial assets or financial claims on the rest of the world, and of an economy's financial liabilities to the rest of the world.

Investment income - incorporates income derived from a resident entity's ownership of a

foreign financial asset (credits) and, symmetrically, income derived from a non-resident entity's ownership of a domestic financial asset (debits).

Key items - consists of the main monthly b.o.p. categories and closely follows the breakdown required by the BPM5. The key items data are aggregate b.o.p. statistics provided by Member States on a monthly basis within a short, six-week timeframe and are to be used by the ECB for the purposes of monetary policy and foreign exchange operations.

Loans/currency and deposits - comprise transactions in the following financial instruments: loans, i.e. those financial assets created through the direct lending of funds by a creditor (lender) to a debtor (borrower) through an arrangement in which the lender either receives no security evidencing the transactions or receives a non-negotiable document or instrument, deposits; repo-type operations and currency. Included are, inter alia, loans to finance trade, other loans and advances (including mortgages). In addition, financial leases are covered.

Money market instruments (MMIs) - securities issued with an initial maturity of one year or less. They generally give the holder the unconditional right to receive a stated, fixed sum of money on a specified date. These instruments are usually traded, at a discount, in organised markets; the discount is dependent upon the interest rate and the time remaining to maturity.

Other assets/other liabilities - sub-item of other investment which covers all items other than trade credits, loans and currency and deposits.

Other investment - the residual category of the b.o.p. which therefore includes all financial transactions not covered in direct investment, portfolio investment, financial derivatives or reserve assets.

Other services - those service transactions with non-residents which are not covered under transportation and travel, such as communications services, construction services, insurance or financial services.

Portfolio investment - this covers investment in equity securities and debt securities in the form of bonds and notes and money market instruments. Excluded are any of these instruments which are included in direct investment or reserve assets.

Reinvested earnings - appear in the context of direct investment income. They are defined as the direct investor's share of the total consolidated profits earned by the affiliated company in a certain period (after allowing for tax, interest and depreciation) less dividends due for payment in the relevant period, even if these dividends relate to profits earned in earlier periods.

Reserve assets - consists of external assets that are readily available to and controlled by monetary authorities for the direct financing of payment imbalances, for the indirect regulation of the magnitude of such imbalances through intervention in exchange markets which affects the currency exchange rate and/or for other purposes.

Residents - these comprise the general government, individuals, private non-profit making bodies serving households, and enterprises, which lie within the territory of a given economy.

Services - consists of transportation, travel and other services.

Settlement basis - see accruals principle.

System of National Accounts of the United Nations (SNA 93) - this is the international standard for a framework that provides a comprehensive and systematic framework for the collection and presentation of the economic statistics of an economy. It

encompasses transactions, other flows, stocks, and other changes affecting the level of assets and liabilities from one accounting period to another. These guidelines have been produced under the joint responsibility of the United Nations, the IMF, the Commission of the European Communities, the OECD and the World Bank.

Statistics Committee (STC) - this is comprised of representatives of the national institutions within the EU responsible for the compilation of statistics. The STC assists in collecting the statistical information necessary for the performance of the ESCB's tasks, such as the implementation of changes in the statistical information collected, which are necessary to enable the tasks of the ESCB to be undertaken in a cost-effective way; the harmonisation of the rules and practices governing the collection, compilation and distribution of statistics within its field of competence; and the development and implementation of ESCB-wide statistical IT applications.

Trade credits - consist in claims or liabilities arising from the direct extension of credit by resident suppliers or buyers, respectively, for transactions in goods and services and advance payments for work in progress (or to be undertaken) that is associated with such transactions.

Transaction - an economic flow that reflects the creation, transformation, exchange, transfer or extinction of economic value and involves changes in ownership of goods and/or financial assets, the provision of services, or the provision of labour and capital.

Transaction basis - see accruals principle.

Transactor principle - this principle allocates a transaction between a resident and a non-resident to the country of the direct counterparty to the transaction. The transactor principle provides information on the immediate direction of flows resulting from international settlements.

Transportation - covers all transportation services (sea, air and other - including land, internal waterway, space and pipeline) that are performed by residents of one economy for residents of another economy and that involve the carriage of passengers, the movement of goods (freight), rentals (charters) of carriers with crew, and related supporting and auxiliary services.

Travel - comprises the goods and services that travellers consume from one economy during visits of less than one year to that economy. It differs from other components of services in that it is a demand-oriented activity. Thus, unlike other services, travel is not a specific type of service, but an assortment of services consumed by travellers.

Working Group on Balance of Payments and External Reserves Statistics (WG BP&ER) - this is comprised of representatives of the EU national institutions responsible for the compilation of b.o.p./i.i.p. statistics. The WG BP&ER, which is mandated by and reports to the ECB's Statistics Committee, is responsible for formulating proposals for the harmonisation of concepts and definitions in the field of European b.o.p./i.i.p. statistics on the basis of current international and European standards, such as the IMF recommendations set out in the BPM5, the System of National Accounts (SNA 93) and the European System of National and Regional Accounts (ESA 95). The WG BP&ER may commission task forces of experts to deal with certain issues. The WG BP&ER also assists the ECB's Directorate Statistics (DS) in the methodological tasks for which it is responsible, i.e. those conceptual issues related to investment income, the financial account and i.i.p. statistics.

5.2 CONTRIBUTORS

The individual country information was drafted by the ECB's Balance of Payments Statistics and External Reserves Division and subsequently amended and agreed with the country concerned. Enquiries of a general nature should be addressed to the Press Division of the ECB. The following list of points of contact within the central banks/compiling institutions is included to help readers direct their country-specific enquiries in the most appropriate way.

Belgium

Mr. Guido Melis
Banque Nationale de Belgique/Nationale
Bank van België
Boulevard de Berlaimont 14
B - 1000 BRUXELLES
Belgium

Tel.: (0032) 2 221 2170

Fax: (0032) 2 221 3144

Luxembourg

Mr. Germain Stammet
Banque centrale du Luxembourg
Boulevard Royal, 2
L - 2983 LUXEMBOURG

Tel.: (00352) 47 74 4279

Fax: (00352) 47 74 4920

Denmark

I. Mr. Jens Hald
Danmarks Nationalbank
Economics and Statistics Department
Havnegade 5
DK - 1093 COPENHAGEN
Denmark

Tel.: (0045) 33 63 68 02

Fax: (0045) 33 63 71 24

Denmark

2. Mr. Niels Peter Mortensen
 Danmarks Nationalbank
 Economics and Statistics Department
 Havnegade 5
 DK - 1093 COPENHAGEN
 Denmark

Tel.: (0045) 33 63 68 47

Fax: (0045) 33 63 71 24

Spain

- Mr. Eduardo Rodriguez Tenés
 Banco de España
 Balanza de Pagos
 Plaza del Rey 6
 E - 28004 MADRID
 Spain

Tel.: (0034) 1 338 5433

Fax: (0034) 1 338 6532

Germany

- Mr. Wilfried Masseling
 Deutsche Bundesbank
 Wilhelm-Epstein-Strasse 14
 D - 60006 FRANKFURT AM MAIN
 Germany

Tel.: (0049) 69 9566 8668

Fax: (0049) 69 9566 8622

France

- Mr. Marc Schweitzer
 Banque de France
 D.G.S.E - Direction de la Balance de
 Paiements 51-1465
 F - 75049 PARIS Cedex 01
 France

Tel.: (0033) 1 42 92 31 68

Fax: (0033) 1 42 92 56 80

Greece

1. Ms Verra Rodis
 Head of BOP Compilation Section
 BOP Statistics Division
 Economic Research Department
 Bank of Greece
 Panepistimiou Avenue, No 21
 GR - 10250 ATHENS
 Greece

Tel.: (0030) 1 323 02379

Fax: (0030) 1 323 6035

Ireland

1. Mr. John Fitzpatrick
 Central Statistics Office
 Balance of Payments Division
 Ardee Road
 Rathmines
 IRL - DUBLIN 6
 Ireland

Tel.: (00353) 1 497 7144

Fax: (00353) 1 497 1106

Greece

2. Mr. Andreas Karapappas
 Deputy Head of BOP Compilation Section
 BOP Statistics Division
 Economic Research Department
 Bank of Greece
 Panepistimiou Avenue, No 21
 GR - 10250 ATHENS
 Greece

Tel.: (0030) 1 323 02540

Fax: (0030) 1 323 6035

Ireland

2. Mr. John O'Malley
 Central Bank of Ireland
 Monetary Policy and Statistics Department
 PO Box No 559
 Dame Street
 IRL - DUBLIN 2
 Ireland

Tel.: (00353) 1 671 66 66

Fax: (00353) 1 671 65 61

Italy

1. Mr. Francesco Vincenzo Loi
Ufficio Italiano dei Cambi
Statistics Department
Via Quattro Fontane, 123
I - 00184 ROMA
Italy

Tel.: (0039) 6 466 34 354

Fax: (0039) 6 466 34 629

Italy

2. Mr. L. Federico Signorini
Banca d'Italia
Research Department
Via Nazionale, 91
I - 00184 ROMA
Italy

Tel.: (0039) 6 479 23 713

Fax: (0039) 6 474 23 611

The Netherlands

Mr. Raymond F. D. D. Chaudron
De Nederlandsche Bank
Statistical Information and Reporting
Department
Westeinde 1
NL - 1017 ZN AMSTERDAM
Netherlands

Tel.: (0031) 20 524 1924

Fax: (0031) 20 524 2512

Austria

Mr. Robert Zorzi
Oesterreichische Nationalbank
Balance of Payments Division
Otto-Wagner-Platz 3
A - 1011 WIEN
Austria

Tel.: (0043) 1 404 20 5413

Fax: (0043) 1 404 20 5399

Portugal

Ms Ana Margarida de Almeida
Banco de Portugal
Statistics Department
Balance of Payments Statistics Division
Av. Almirante Reis, 71 - 6
P - 1150 012 LISBOA
Portugal

Tel.: (00351) 1 312 8374

Fax: (00351) 1 355 6749

Finland

1. Mr. Jorma Hilpinen
Suomen Pankki - Finlands Bank
Box 160
Snellmaninaukio
SF - 00101 HELSINKI 10
Finland

Tel.: (00358) 9 183 2402

Fax: (00358) 9 662 546

Finland

2. Mr. Harri Kuussaari
Suomen Pankki - Finlands Bank
Box 160
Snellmaninaukio
SF - 00101 HELSINKI 10
Finland

Tel.: (00358) 9 183 2403

Fax: (00358) 9 662 546

Sweden

Mr. Anders Lindström
Sveriges Riksbank
Financial Statistics Department
11 Brunkebergstorg
S - 10337 STOCKHOLM
Sweden

Tel.: (0046) 878 705 60

Fax: (0046) 8 245 348

The United Kingdom

1. Mr. Colin Yeend
Office for National Statistics
BoP Investment and Co-ordination
Branch
BoP and Financial Sector Division
1 Drummond Gate
GB - LONDON SW1V 2QQ
England

Tel.: (0044) 171 533 6075

Fax: (0044) 171 533 6061

The United Kingdom

2. Mr. Stephen Sabine
Bank of England
Balance of Payments Statistics
Monetary and Financial Statistics
Division
Threadneedle Street
GB - LONDON EC2R 8AH
England

Tel.: (0044) 171 601 4382

Fax: (0044) 171 601 3334

European Central Bank

1. Mr. Jean-Marc Israël
Eurotower
Kaiserstrasse 29
D - 60311 FRANKFURT AM MAIN
Germany

Tel.: (0049) 69 1344 7686

Fax: (0049) 69 1344 7693

European Central Bank

2. Ms Silvia von Ledebur
Eurotower
Kaiserstrasse 29
D - 60311 FRANKFURT AM MAIN
Germany

Tel.: (0049) 69 1344 7662

Fax: (0049) 69 1344 7693